BROKEN HILL
CITY COUNCIL

November 21, 2018

Please address all communications to:
The General Manager
240 Blende Street
PO Box 448
Broken Hill NSW 2880
Phone 08 8080 3300
Fax 08 8080 3424
council@brokenhill.nsw.gov.au
www.brokenhill.nsw.gov.au

ABN 84 873 116 132

ORDINARY MONTHLY MEETING

TO BE HELD

WEDNESDAY, NOVEMBER 28, 2018

Dear Sir/Madam,

Your attendance is requested at the Ordinary Meeting of the Council of the City of Broken Hill to be held in the Council Chamber, Sulphide Street, Broken Hill on **Wednesday, November 28, 2018** commencing at 6:30pm to consider the following business:

1) Apologies

2) Prayer

3) Acknowledgement of Country

4) Public Forum

5) Presentation of the 2017/2018 Financial Statements by Council's External Auditors

6) Minutes for Confirmation

7) Disclosure of Interest

8) Mayoral Minute

9) Notice of Motion

10) Notices of Rescission

10) Reports from Delegates

11) Reports

12) Committee Reports

13) Questions Taken on Notice from Previous Council Meeting

14) Questions for Next Meeting Arising from Items on this Agenda

15) Confidential Matters

RAZIJA NU'MAN
ACTING GENERAL MANAGER

LIVE STREAMING OF COUNCIL MEETINGS

PLEASE NOTE: This Council meeting is being streamed live, recorded, and broadcast online via Facebook. To those present in the gallery today, by attending or participating in this public meeting you are consenting to your image, voice and comments being recorded and published.
The Mayor and/or General Manager have the authority to pause or terminate the stream if comments or debate are considered defamatory or otherwise inappropriate for publishing.
Attendees are advised that they may be subject to legal action if they engage in unlawful behaviour or commentary.

MINUTES FOR CONFIRMATION

Minutes of the Ordinary Meeting of the Council of the City of Broken Hill held Wednesday, October 31, 2018.

Minutes of the Extraordinary Meeting of the Council of the City of Broken Hill held Monday, November 05, 2018.

Meeting commenced at 6:30pm

PRESENT: Councillor D. Turley (Mayor) Councillor M. Browne (Deputy Mayor) Councillors C. Adams, B. Algate, M. Clark, D. Gallagher, T. Kennedy, B. Licul, J. Nolan and R. Page.

General Manager, Chief Operations Officer, Chief Financial Officer, Director Corporate, Manager Communications, Governance Officer and Executive Support Officer.

Media (4), Members of the Public (23).

APOLOGIES: Nil

PRAYER

Councillor Adams delivered the prayer.

ACKNOWLEDGEMENT OF COUNTRY

Councillor Gallagher delivered the Acknowledgment of Country.

PUBLIC FORUM

West Darling Machinery Preservation Society – Lease of 479 Crystal Street, Broken Hill 11/204

Ms Debbie Robinson, Secretary/Treasurer West Darling Machinery Preservation Society gave an overview of their operations; their contribution to the preservation of Broken Hill's heritage; their involvement in many community events and activities; their long term partnership with Council, and lease of 479 Crystal Street, Broken Hill. Ms Robinson requested Council consider a new lease of 479 Crystal Street for West Darling Machinery Preservation Society.

Code of Conduct Complaints

Mr Bob Coulls requested clarification on the assessment process of Code of Conduct complaints.

The Mayor took the question on notice.

Naming of a Road 11/299

Mr Bob Coulls asked for an update on the proposal for naming a road after the late Pro Hart MBE which was raised at the November 2017 Council Meeting.

The Mayor advised that the application for the re-naming of a road has been received and is following due process.

Brown Street Upgrade Works 11/161

Ms Cathy King, a resident of the unsealed section of Brown Street, raised concerns regarding the proposed postponement of works to seal and upgrade Brown Street between Brookfield Avenue and Kaolin Street. Ms King asked when the resealing works will be undertaken as the dust problem has increased due to a large increase in traffic in the area which in-turn exacerbates the deterioration of the road surface . Speeding motorists and cars racing side-by-side is also a major concern. Ms King requested that Council grades the road and uses the water truck more regularly to keep dust at a minimum until the road is sealed. Ms King asked when the upgrade works will commence?

Brown Street Upgrade Works 11/161

Ms Corinne Dall'Ami, a resident of Brown Street, echoed Ms King's concerns and disappointment regarding the postponement of upgrade works at Brown Street and added that the current state of the road is a safety concern evidenced by the number of roll-overs that have happened. Also the number of young children in the street; speeding vehicles and dirt road conditions are also a major concern. Along with this there is also a large amount of wildlife in the area due to the proximity of the regeneration reserve and Ms Dall'Ami requested that regular maintenance of Brown Street be undertaken until the upgrade works can commence.

The Mayor advised Ms King and Ms Dall'Ami that residents in Brown Street would be kept informed with regards to the planned commencement of upgrade works to Brown Street and would also be sent a copy of the maintenance program that will be implemented during the interim period.

MINUTES FOR CONFIRMATION

RESOLUTION

Minute No. 45929		That the Minutes of the Ordinary Meeting of the
Councillor C. Adams moved	)	Council of the City of Broken Hill held
Councillor M. Browne seconded	)	September 26, 2018 be confirmed.

CARRIED

DISCLOSURE OF INTEREST

Nil

MAYORAL MINUTES

Nil.

NOTICES OF MOTION

Nil.

RESCISSION MOTIONS

ITEM 1 - RESCISSION MOTION NO. 1/18 - DATED OCTOBER 05, 2018 - COUNCILLORS RESCISSION MOTION 11/249, 11/21

Resolved

1. That Rescission Motion No. 1/18 dated October 5, 2018, be received.

2. That Council notes the report.

RESOLUTION
Minute No. 45930
Councillor M. Browne moved)
Councillor B. Licul seconded) CARRIED

A Division was called which resulted in:

FOR: Crs Adams, Browne, Gallagher, Licul, Turley, Clark and Nolan
AGAINST: Crs Algate, Kennedy and Page
ABSENT: Nil

REPORTS FROM DELEGATES

Nil.

REPORTS

ITEM 2 - BROKEN HILL CITY COUNCIL REPORT NO. 168/18 - DATED SEPTEMBER 27, 2018 - CODE OF CONDUCT COMPLAINTS STATISTICS ANNUAL REPORT - 2017/2018 11/171

Resolved

1. That Broken Hill City Council Report No. 168/18 dated September 27, 2018, be received.

2. That the Code of Conduct Complaints Statistics Annual Report for the Broken Hill City Council of the period of 1 September 2017 – 31 August 2018 be forwarded to the Office of Local Government.

RESOLUTION
Minute No. 45931
Councillor M. Browne moved)
Councillor D. Gallagher seconded) CARRIED

The Mayor took a question on notice from Councillor Kennedy as to whether all Code of Conduct investigations were finalised within the reporting period of 1 September 2017 to 31 August 2018; and if not, what the additional cost of these investigations are.

ITEM 3 - BROKEN HILL CITY COUNCIL REPORT NO. 169/18 - DATED OCTOBER 16, 2018 - UPDATE ON ACTIONS OF THE KEY DIRECTION WORKING GROUPS 16/157

Resolved

1. That Broken Hill City Council Report No. 169/18 dated October 16, 2018, be received.

2. That Council note the activities of the Key Direction Working Groups to deliver on the Community Strategic Plan initiatives.

RESOLUTION
Minute No. 45932
Councillor M. Browne moved)
Councillor C. Adams seconded) CARRIED

ITEM 4 - BROKEN HILL CITY COUNCIL REPORT NO. 170/18 - DATED OCTOBER 08, 2018 - MEMBERSHIP OF LOCAL GOVERNMENT CHIEF OFFICERS GROUP 11/304

Resolved

1. That Broken Hill City Council Report No. 170/18 dated October 8, 2018, be received.

2. That Council supports the ongoing membership and attendance of LGCOG meetings and/or programs by the General Manager, as outlined in this report.

RESOLUTION
Minute No. 45933
Councillor D. Gallagher moved)
Councillor M. Clark seconded) CARRIED

ITEM 5 - BROKEN HILL CITY COUNCIL REPORT NO. 171/18 - DATED OCTOBER 01, 2018 - NOTICE OF MOTION 27/18 - BROKEN HILL TOURISM FIGURES AND WATER IN MENINDEE LAKES 11/407

Resolved

1. That Broken Hill City Council Report No. 171/18 dated October 1, 2018, be received.

2. That Council note that data does not appear to provide a prima facie case for a relationship between visitation numbers to Broken Hill and water levels of the Menindee Lakes.

RESOLUTION
Minute No. 45934
Councillor B. Algate moved)
Councillor M. Clark seconded) CARRIED

ITEM 6 - BROKEN HILL CITY COUNCIL REPORT NO. 172/18 - DATED AUGUST 29, 2018 - ADOPTION OF THE DRAFT LOAN BORROWING POLICY 12/14

Resolved

1. That Broken Hill City Council Report No. 172/18 dated August 29, 2018, be received.

2. That the Draft Loan Borrowing Policy be adopted as a Policy of Council.

RESOLUTION
Minute No. 45935
Councillor J. Nolan moved)
Councillor B. Algate seconded) CARRIED

ITEM 7 - BROKEN HILL CITY COUNCIL REPORT NO. 173/18 - DATED OCTOBER 22, 2018 - REQUEST FOR FINANCIAL ASSISTANCE - YMCA STREETGYM PROGRAM 11/117

.
Motion
Councillor B. Licul moved)
Councillor M. Browne seconded)

1. That Broken Hill City Council Report No. 173/18 dated October 22, 2018, be received.

2. That the YMCA be invited to apply for a Community Assistance Grant for seed funding towards establishing their StreetgYm program for 2019.

Amendment
Councillor T. Kennedy moved)
)

1. That Broken Hill City Council Report No. 173/18 dated October 22, 2018, be received.

2. That the funds received from the YMCA's management of the Broken Hill Regional Aquatic Centre be consolidated with Community Assistance Grant funding and Council provide a $50.00 subsidy for each child in Broken Hill who participates in organised sport (such as YMCA programs, netball, soccer, football, swimming, golf etc.)

WITHDRAWN

Councillor Kennedy withdrew his amendment in favour of workshopping the idea of a sport subsidy through the Our Community Key Direction Working Group, and to bring a report back to Council on this matter.

The motion was put.

RESOLUTION
Minute No. 45936
Councillor B. Licul moved)
Councillor M. Browne seconded)

1. That Broken Hill City Council Report No. 173/18 dated October 22, 2018, be received.

2. That the YMCA be invited to apply for a Community Assistance Grant for seed funding towards establishing their StreetgYm program for 2019.

CARRIED

RESOLUTION
Minute No. 45937
Councillor T. Kennedy moved)
Councillor B. Licul seconded)

1. That the Our Community Key Direction Working Group workshop the concept of introducing a sport subsidy program for school-aged children in Broken Hill who participate in organised sport (such as YMCA programs, netball, soccer, football, swimming, golf, cricket etc.)

2. That a report on the matter be presented to a future Council Meeting.

CARRIED

ITEM 8 - BROKEN HILL CITY COUNCIL REPORT NO. 174/18 - DATED OCTOBER 12, 2018 - QUARTERLY BUDGET REVIEW STATEMENT FOR PERIOD ENDING SEPTMBER 2018 12/160

Resolved

1. That Broken Hill City Council Report No. 174/18 dated October 12, 2018, be received.

2. That the 1st Quarterly Budget Review Statement and recommendations be adopted.

3. That Council note the projected 2018/19 operating surplus (before capital) of $53,000.

4. That Council note the 2018/19 projected capital budget expenditure of $9,843,000.

RESOLUTION
Minute No. 45938
Councillor M. Browne moved)
Councillor J. Nolan seconded) CARRIED

Councillors Kennedy and Algate requested that their names be recorded as voting against the motion of Item 8.

ITEM 9 - BROKEN HILL CITY COUNCIL REPORT NO. 175/18 - DATED OCTOBER 08, 2018 - INVESTMENT REPORT FOR SEPTEMBER 2018 17/82

Resolved

1. That Broken Hill City Council Report No. 175/18 dated October 8, 2018, be received.

RESOLUTION
Minute No. 45939
Councillor B. Algate moved)
Councillor D. Gallagher seconded) CARRIED

ITEM 10 - BROKEN HILL CITY COUNCIL REPORT NO. 176/18 - DATED OCTOBER 15, 2018 - TEMPORARY SUSPENSION OF ALCOHOL FREE ZONE - PERFECT LIGHT FILM FESTIVAL - 1 DECEMBER 2018 11/307

.

RESOLUTION
Minute No. 45940
Councillor B. Licul moved)
Councillor R. Page seconded)

1. That Broken Hill City Council Report No. 176/18 dated October 15, 2018, be received.

2. That Council suspend the prohibition of the consumption of alcohol in part of Sturt Park, under Section 632A, of the *Local Government Act, 1993* on Saturday, 1 December 2018 6.00pm to Saturday, 1 December 2018 11.00pm for the Perfect Light Film Festival.

3. That the temporary suspension on the prohibition of the consumption of alcohol in part of Sturt Park be advised to the public by way of media release and advertisement in the Barrier Daily Truth. That the advertisement also confirms that the suspension only applies to the VIP Marquee area; and that the consumption of alcohol will remain prohibited for all other areas of the Sturt Park and all existing alcohol free zones in Broken Hill will remain in force.

4. That Barrier Local Area Command be advised of Council's decision.

5. That staff investigate whether the alcohol free zone can be expanded to a broader area of the park for next year's Perfect Light Film Festival.

CARRIED

ITEM 11 - BROKEN HILL CITY COUNCIL REPORT NO. 177/18 - DATED OCTOBER 10, 2018 - MINUTES OF THE LOCAL TRAFFIC COMMITTEE MEETING NO 386 HELD TUESDAY OCTOBER 2, 2018. 11/397

Resolved

1. That Broken Hill City Council Report No. 177/18 dated October 10, 2018, be received.

2. That the minutes for the Local Traffic Committee Meeting No.386, held October 2, 2018 be received.

RESOLUTION
Minute No. 45941
Councillor M. Browne moved)
Councillor C. Adams seconded) CARRIED

ITEM 12 - BROKEN HILL CITY COUNCIL REPORT NO. 178/18 - DATED OCTOBER 11, 2018 - ACTION LIST REPORT 11/21

Resolved

1. That Broken Hill City Council Report No. 178/18 dated October 11, 2018, be received.

RESOLUTION
Minute No. 45942
Councillor C. Adams moved)
Councillor M. Clark seconded) CARRIED

COMMITTEE REPORTS

ITEM 13 - BROKEN HILL CITY COUNCIL REPORT NO. 179/18 - DATED OCTOBER 09, 2018 - MINUTES OF THE FLORA AND FAUNA OF THE BARRIER RANGES COMMUNITY COMMITTEE MEETING HELD 18 SEPTEMBER 2018 12/51

Resolved

1. That Broken Hill City Council Report No. 179/18 dated October 9, 2018, be received.

2. That the minutes of the Friends of the Flora and Fauna of the Barrier Ranges Community Committee Meeting held September 18, 2018 be received.

ITEM 14 - BROKEN HILL CITY COUNCIL REPORT NO. 180/18 - DATED OCTOBER 12, 2018 - MINUTES OF THE BROKEN HILL HERITAGE COMMITTEE MEETINGS HELD OCTOBER 4, 2018 15/87

Resolved

1. That Broken Hill City Council Report No. 180/18 dated October 12, 2018, be received.

2. That the minutes of the Broken Hill Heritage Committee Meeting held October 4, 2018 be received and noted.

ITEM 15 - BROKEN HILL CITY COUNCIL REPORT NO. 181/18 - DATED OCTOBER 17, 2018 - MINUTES OF THE BIU BAND HALL COMMUNITY COMMITTEE MEETINGS HELD 3 APRIL AND 11 SEPTEMBER, 2018 16/8

Resolved

1. That Broken Hill City Council Report No. 181/18 dated October 17, 2018, be received.

2. That minutes of the BIU Band Hall Community Committee Meetings held 3 April 2018 and 11 September 2018 be received.

Minute No. 45943
Councillor C. Adams moved)
Councillor M. Clark seconded) That the recommendations of items 13 to 15 be adopted.

CARRIED

QUESTIONS TAKEN ON NOTICE FROM PREVIOUS COUNCIL MEETING

ITEM 16 - QUESTIONS ON NOTICE NO. 8/18 - DATED OCTOBER 04, 2018 - COUNCILLOR QUESTIONS TAKEN ON NOTICE AT THE SEPTEMBER 2018 COUNCIL MEETING 14/175, 11/9

Resolved

1. That Questions On Notice No. 8/18 dated October 4, 2018, be received.

RESOLUTION
Minute No. 45944
Councillor J. Nolan moved)
Councillor M. Clark seconded) CARRIED

QUESTIONS FOR NEXT MEETING ARISING FROM ITEMS ON THIS AGENDA

Code of Conduct Complaints Annual Statistics Report 11/171

The Mayor took a question on notice from Councillor Kennedy as to whether all Code of Conduct investigations were finalised within the reporting period of 1 September 2017 to 31 August 2018; and if not, what the additional cost of these investigations are.

RESOLUTION
Minute No. 45945 - Motion

Councillor B. Licul moved	)	That the meeting be closed to the public in
Councillor M. Clark seconded	)	accordance with Section 10A(2) of the Local Government Act 1993.

CARRIED

Members of the public and media left the Council Chambers at 7:27 p.m.

CONFIDENTIAL MATTERS

ITEM 17 - BROKEN HILL CITY COUNCIL REPORT NO. 183/18 - DATED OCTOBER 15, 2018 - SALE OF 55-59 GYPSUM STREET **- CONFIDENTIAL** 11/197
(**General Manager's Note**: This report considers sale of property and is deemed confidential under Section 10A(2) (c) of the Local Government Act, 1993 which provides for information that would, if disclosed, confer a commercial advantage on a person with whom the Council is conducting (or proposes to conduct) business).

Resolved

1. That Broken Hill City Council Report No. 183/18 dated October 15, 2018, be received.

2. That Council rescinds minute number 45352 dated 28 September 2016 (transfer of ownership of 55-59 Gypsum Street to Broken Hill Family Day Care Committee Inc.)

3. That Council engage a real estate agent to list the property at 55-59 Gypsum Street for sale.

4. That the General Manager be authorised to negotiate and finalise the sale of 55-59 Gypsum Street.

5. That the Mayor and General Manager be authorised to sign and execute any documents related to the sale under the Common Seal of Council.

RESOLUTION
Minute No. 45946

Councillor C. Adams moved	)	
Councillor D. Gallagher seconded	)	CARRIED

A Division was called which resulted in:

FOR: Crs Adams, Browne, Gallagher, Licul, Turley, Clark and Nolan

AGAINST: Crs Algate, Kennedy and Page
ABSENT: Nil

ITEM 18 - BROKEN HILL CITY COUNCIL REPORT NO. 184/18 - DATED SEPTEMBER 28, 2018 - SALE OF PROPERTY - LOT 2 IN DEPOSITED PLAN 1067380 **- CONFIDENTIAL** 11/204
(**General Manager's Note**: This report considers Sale of Property and is deemed confidential under Section 10A(2) (c) of the Local Government Act, 1993 which provides for information that would, if disclosed, confer a commercial advantage on a person with whom the Council is conducting (or proposes to conduct) business).

.

RESOLUTION
Minute No. 45947
Councillor M. Browne moved)
Councillor C. Adams seconded)

1. That Broken Hill City Council Report No. 184/18 dated September 28, 2018, be received.

2. That Council negotiate a new lease (with CPI increase) with the West Darling Machinery Preservation Society for use of 479 Crystal Street (Lot 2 in Deposited Plan 1067380)

3. That the Mayor and General Manager be authorised to execute lease documents under the Common Seal of Council.

CARRIED

A Division was called which resulted in:

FOR: Crs Adams, Algate, Browne, Gallagher, Kennedy, Licul, Turley, Clark, Nolan and Page
AGAINST: Nil
ABSENT: Nil

ITEM 19 - BROKEN HILL CITY COUNCIL REPORT NO. 186/18 - DATED OCTOBER 31, 2018 - TENDER T16/11 - TENDER FOR TRANSFER STATION AT WASTE SERVICES FACILITY **- CONFIDENTIAL** T16/11
(**General Manager's Note**: This report considers legal advice and a tender and is deemed confidential under Section 10A(2) (c) (g) of the Local Government Act, 1993 which provides for information that would, if disclosed, confer a commercial advantage on a person with whom the Council is conducting (or proposes to conduct) business; AND which contains advice concerning litigation, or advice that would otherwise be privileged from production in legal proceedings on the ground of legal professional privilege).

.

The item was presented as a late motion and following some discussion the Mayor advised that Item 19 would be referred to an Extraordinary Council Meeting to be scheduled early in the following week. Councillors supported this action.

ITEM 20 - BROKEN HILL CITY COUNCIL REPORT NO. 182/18 - DATED OCTOBER 09, 2018 - CODE OF CONDUCT **- CONFIDENTIAL** CC18/3
(**General Manager's Note**: This report considers a Code of Conduct matter and is deemed confidential under Section 10A(2) (i) of the Local Government Act, 1993 which contains information regarding alleged contraventions of any Code of Conduct requirements applicable under section 440).

Resolved

1. That Broken Hill City Council Report No. 182/18 dated October 9, 2018, be received.

2. That in line with clause 8.56(d) of the Procedures of the Model Code of Conduct for Local Councils in NSW, the subject person be formally censured for the breach of the Broken Hill City Council Model Code of Conduct as per s440G of the *Local Government Act 1993.*

3. The formal censure of the subject person reflects the substantiated allegation that the subject person has not acted in a way that enhances public confidence in the integrity of Local Government and acted in a manner that contravenes Council's policies, namely the Social Media Policy.

RESOLUTION
Minute No. 45948
Councillor M. Browne moved)
Councillor C. Adams seconded) CARRIED

Councillors Algate and Page requested that their names be recorded as voting against the motion of item 20.

RESOLUTION
Minute No. 45949 - Motion
Councillor C. Adams moved) That the meeting resume in open session.
Councillor M. Browne seconded)
CARRIED

Members of the public and media returned to the Council Chambers at 7:59 p.m.

At the Mayor's invitation, the General Manager read the resolutions of the items considered in closed session.

There being no further business the Mayor closed the meeting at 8:01 p.m.

THE FOREGOING MINUTES WERE READ)
AND CONFIRMED AT THE ORDINARY)
MEETING OF THE BROKEN HILL CITY)
COUNCIL HELD ON NOVEMBER 28, 2018.)

_____
CHAIRPERSON

Meeting commenced at 6:00 p.m.

PRESENT: Councillor D. Turley (Mayor) Councillor M. Browne (Deputy Mayor), Councillors C. Adams, D. Gallagher, T. Kennedy, B. Licul, J. Nolan and R. Page.

General Manager, Manager Communications and Governance Officer.

Media - Nil, Members of the Public - Nil.

APOLOGIES: Councillor M. Clark.

Resolution:
Minute No. 45950
Moved Councillor D. Gallagher) That the apology submitted on behalf of Councillor
Seconded Councillor C. Adams) Clark be accepted and leave of absence granted.

CARRIED

Absent from the meeting: Councillor B. Algate.

PURPOSE OF THE MEETING

To consider the following matter:

Item 1 - Broken hill City Council Report No. 187/18 - dated November 01, 2018 - Tender T16/11 - Tender for Transfer Station at Waste Services Facility - Confidential

DISCLOSURE OF INTEREST

Nil.

Motion:
Minute No. 45951
Moved Councillor M. Browne,) That the meeting be closed to the public
Seconded Councillor D. Gallagher) in accordance with Section 10A(2) of the Local Government Act, 1993.

CARRIED

There were no members of the public or media present.

CONFIDENTIAL MATTERS

ITEM 1 - BROKEN HILL CITY COUNCIL REPORT NO. 187/18 - DATED NOVEMBER 01, 2018 - TENDER T16/11 - TENDER FOR TRANSFER STATION AT WASTE SERVICES FACILITY **- CONFIDENTIAL** T16/11

(**General Manager's Note**: This report considers legal advice and a tender and is deemed confidential under Section 10A(2) (c) (g) of the Local Government Act, 1993 which provides for information that would, if disclosed, confer a commercial advantage on a person with whom the Council is conducting (or proposes to conduct) business; AND which contains advice concerning litigation, or advice that would otherwise be privileged from production in legal proceedings on the ground of legal professional privilege).

Resolution:
Minute No. 45952
Moved Councillor C. Adams)
Seconded Councillor M. Browne)

1. That Broken Hill City Council Report No. 187/18 dated November 1, 2018, be received.

2. That having regard to the substantial breaches of contract by the Contractor, and associated damage and loss sustained by Council, the General Manager be authorised in relation to contract number T16/11:

   a) To take over the works, including but not limited to in such case where works must be subcontracted by Council without further tender due to the extenuating circumstances, remoteness of locality or the unavailability of competitive or reliable tenderers, and pursue such remedies as is required to mitigate the losses; and

   b) Pursue such losses as advised by Council's solicitors, Redenbach Lee, from time to time.

CARRIED

A Division was called which resulted in:

For: Councillors Adams, Browne, Gallagher, Licul, Nolan and Turley
Against: Councillors Kennedy and Page
Absent: Councillors Algate and Clark

At the Mayor's invitation, the General Manager read the resolution of the confidential item considered in closed session.

There being no further business the Mayor closed the meeting at 6:12 p.m.

THE FOREGOING MINUTES WERE READ)
AND CONFIRMED AT THE ORDINARY)
MEETING OF THE BROKEN HILL CITY)
COUNCIL HELD ON 28 NOVEMBER, 2018.)

_____
CHAIRPERSON

MAYORAL MINUTES

1. MAYORAL MINUTE NO. 9/18 - DATED NOVEMBER 09, 2018 - REQUEST FOR FINANICAL SUPPORT TOWARDS THE AUSTRALIA INSTITUTE'S REPORT "TRICKLE OUT EFFECT" (11/426) 18

2. MAYORAL MINUTE NO. 13/18 - DATED NOVEMBER 14, 2018 - SAVE OUR RECYCLING CAMPAIGN (11/199) 56

ORDINARY MEETING OF THE COUNCIL

November 9, 2018

ITEM 1

MAYORAL MINUTE NO. 9/18

SUBJECT: REQUEST FOR FINANICAL SUPPORT TOWARDS THE AUSTRALIA INSTITUTE'S REPORT "TRICKLE OUT EFFECT" 11/426

Summary

The Australia Institute (founded in 1994) is Australia's most influential progressive think-tank conducting research on a broad range of economic, social and environmental issues in order to inform public debate and bring greater accountability to the democratic process.

Their work is independently funded by donations from philanthropic trusts and individuals, as well as grants and commissioned research from businesses, unions and non-government organisations.

The Australia Institute conducts original research that contributes to a more just, sustainable and peaceful society. In 2016/2017, the Australia Institute produced over 100 research pieces, including 74 research reports, made 22 submissions to government inquiries and project assessment processes, and completed 4 National Energy Emissions Audits.

The Australia Institute has produced a report, the first in a series of reports, that highlight how the Murray-Darling Basin Plan has increased the flow of money and water to big agribusinesses and has increased the vulnerability of everyone else in the Murray-Darling Basin (Aboriginal people, floodplain graziers, downstream communities and small irrigators).

The report delves into the Murray-Darling Basin Plan; the Menindee Lakes Water Savings Project; and the Government deals made with big agribusiness that have been at the detriment of river communities and the environment.

The Australia Institute is seeking financial support from the Councils of affected communities in the Lower Darling River area to fund the development of an explainer video of their "Trickle Out Effect" report (see report attached).

Like the impact of the ABC's Four Corners Expose on water theft along the Barwon-Darling River, collaboration with an influential organisation like The Australia Institute can only help the plight of affected communities, and I recommend that Council endorses this request for a financial contribution towards developing an explainer video of the "Trickle Out Effect" report.

Recommendation

1. That Mayoral Minute No. 9/18 dated November 9, 2018, be received.

2. That Council provides financial support of $2,750.00 (inc GST) to the Australia Institute towards the development of a video to explain the “Trickle Out Effect” report.

Attachments

1. ⇩ Trickle Out Effect Report by the Australia Institute

D TURLEY
MAYOR

The Australia Institute
Research that matters.

Trickle Out Effect

Drying up money and water in the Lower Darling

The Menindee Water Savings Project will fundamentally change the lives and livelihoods of all of the people in the Lower Darling Valley. The Australian government has paid one large agribusiness $40m in compensation. No other stakeholder has received any compensation, instead they have all been made more vulnerable.

Maryanne Slattery
Rod Campbell
September 2018

ABOUT THE AUSTRALIA INSTITUTE

The Australia Institute is an independent public policy think tank based in Canberra. It is funded by donations from philanthropic trusts and individuals and commissioned research. We barrack for ideas, not political parties or candidates. Since its launch in 1994, the Institute has carried out highly influential research on a broad range of economic, social and environmental issues.

OUR PHILOSOPHY

As we begin the 21st century, new dilemmas confront our society and our planet. Unprecedented levels of consumption co-exist with extreme poverty. Through new technology we are more connected than we have ever been, yet civic engagement is declining. Environmental neglect continues despite heightened ecological awareness. A better balance is urgently needed.

The Australia Institute's directors, staff and supporters represent a broad range of views and priorities. What unites us is a belief that through a combination of research and creativity we can promote new solutions and ways of thinking.

OUR PURPOSE – 'RESEARCH THAT MATTERS'

The Institute publishes research that contributes to a more just, sustainable and peaceful society. Our goal is to gather, interpret and communicate evidence in order to both diagnose the problems we face and propose new solutions to tackle them.

The Institute is wholly independent and not affiliated with any other organisation. Donations to its Research Fund are tax deductible for the donor. Anyone wishing to donate can do so via the website at https://www.tai.org.au or by calling the Institute on 02 6130 0530. Our secure and user-friendly website allows donors to make either one-off or regular monthly donations and we encourage everyone who can to donate in this way as it assists our research in the most significant manner.

Level 1, Endeavour House, 1 Franklin St
Canberra, ACT 2601
Tel: (02) 61300530
Email: mail@tai.org.au
Website: www.tai.org.au

Summary

This report is the first in a series that highlights how the Murray–Darling Basin Plan has increased the flow of money and water to big agribusinesses and has increased the vulnerability of everyone else in the Basin– Aboriginal people, floodplain graziers, downstream communities and small irrigators.

The Darling River originates in Queensland and runs the length of Western NSW into Menindee Lakes in south-western NSW, 110km south-east of Broken Hill. Menindee Lakes feed the Lower Darling River, which meets the Murray near the South Australian border at Wentworth.

The Barkandji people have continuously occupied the Darling area for more than 40,000 years and the river is central to their identity and culture. Graziers moved into the area in the 1830s and irrigation was facilitated by modifications to Menindee Lakes in the 1950s and 1960s.

The river and lakes play a vital role in the region, providing water for towns, stock and irrigation and they also support tourism and recreational water sports. The Lower Darling is important for the whole Murray–Darling Basin, as it connects the Northern and Southern Basins. This connectivity is important for the environment – for example, much of the Murray–Darling Basin's native fish population comes from Menindee Lakes and the Lower Darling River.

Major changes are being made to the management of the Lower Darling and Menindee Lakes. The Menindee Lakes Water Savings Project aims to reconfigure the lakes to reduce evaporation, remove permanent irrigation from the Lower Darling and change Broken Hill's water source from the lakes to the Murray River, via a 270km pipeline.

These changes bring benefits – the reduction in evaporation and other water demand in the Darling would allow irrigators in the Northern and Southern Basins to use more water. However, the changes are also having major impacts on the economy, community and environment of the Darling Region. Released documents state:

- "The Project is [likely to be] unable to meet all of the aspirations of Native Title Owners/local/wider aboriginal interests."
- "The project can also expect community concern about the withdrawal of irrigation, particularly from Lake Tandou. Menindee Township is heavily reliant

on Tandou for employment and other economic activity so the residents may be understandably anxious about this issue."

- "Property values in Menindee and other related townships [will] decrease due loss of amenity and/or economic activity from buy-back of Lower Darling licences and changes to operations.
- "Broken Hill and Lower Darling communities are expected to be concerned … [due to] a loss of recreational amenity and a reduction in agricultural and tourism activity."
- "[Permanent irrigation in the region] cannot be sustained with periodic access to water under the proposal."
- "The lower Darling River and the Menindee Lakes have become a vital location for cod and perch spawning, and fish from these areas have been tracked as far as the Queensland border … The science from the last few years is showing that the Darling River is contributing golden perch that dominate throughout the southern rivers of the Basin."[1]

The changes are not being made in a transparent way with consultation and equitable compensation. 13,300 people signed a petition against the pipeline because of "negligible community consultation" and uncertainty around who will pay for its costs. The Barkandji consider consultation to be "fake consultation, they only do it to tick a box", while other stakeholders have been turned away from meetings and some have been required to sign confidentiality agreements.

One stakeholder has not had these problems. Major agribusiness Webster purchased Tandou Station, an irrigation property near Menindee, in June 2015. By June 2017 it had secured sale to the Commonwealth of its water licences for $38 million, plus $40 million in compensation for loss of future business as well as a gift of 21 gigalitres of water from the Commonwealth for Tandou Station to grow a cotton crop in 2017–18 – the financial year after the purchase. Webster booked a $36 million on the transaction.

The Webster deal raises some major questions about accountability, transparency and the implementation of the Basin Plan.

1. **Why was Webster compensated?**
   The underlying philosophy of the Basin Plan implementation is to balance environmental requirements with socio-economic interests. This approach aims to minimise socio-economic dislocation and sees governments only buying water from willing sellers who require no compensation other than a fair price for their water. Because of this, no other irrigator, property or business owner

[1] Sources provided throughout this report where these quotes appear.

has ever received compensation to date under the Basin Plan. $32.6m of grants have been made to the whole NSW Basin as structural adjustments under the Basin Plan – less than was paid to Webster – but no compensation has been paid to other agricultural businesses.

2. **When did the Webster deal begin?**
   Just three months after Webster's purchase of Tandou Station, the Commonwealth Department of Agriculture and Water Resources (DAWR) had already commissioned a consultant who had completed an initial valuation report on Lower Darling water purchases. Given the usual cautious pace of public service report commissioning processes, it seems likely that these discussions began months before, possibly even before Webster's purchase of Tandou. If this is the case, it raises serious issues around DAWR's interaction with private companies, property and water markets.

3. **How was the deal worked out?**
   Unlike many other stakeholders, Webster managers were on first name terms with senior DAWR officers, insisted on confidentiality and were able to negotiate their compensation package.

4. **Is the Webster deal within government rules?**
   The Commonwealth Procurement Rules state that the Commonwealth cannot discriminate between suppliers based on size. Unless other water holders are given the same level of compensation, the Commonwealth Procurement Rules may have been breached. The Basin Plan also requires that water savings projects must ensure no detrimental impacts on the reliability of supply to water holders. The Menindee Project and the Webster deal will reduce the reliability of supply to Lower Darling water holders.

While Webster was the largest water holder in the Lower Darling, it was not the only one with significant entitlements. There is no doubt that everyone in the Lower Darling will be affected by the Menindee Project, including through economic loss. The Webster deal has set a precedent for compensation to be paid to all stakeholders: Barkandji, graziers, Menindee businesses and property owners and irrigators.

The story of the Lower Darling and the Webster deal is not just about one large company getting a lot of money. It is about power and how decision makers are putting the interests of the powerful before the interests of the vulnerable. The experience of the Lower Darling shows that the Basin's decision makers have one way of dealing with a powerful agribusiness and a different way of dealing with native title owners, graziers, communities, small irrigators and the environment.

Introduction

LOWER DARLING PLACES AND PEOPLE

The Barwon–Darling River originates in Queensland and runs the length of Western NSW into Menindee Lakes in south-western NSW, 110km south-east of Broken Hill. Menindee Lakes feed the Lower Darling River, which meets the Murray near the South Australian border at Wentworth.

Menindee Lakes are naturally occurring ephemeral lakes at the lower end of the Barwon–Darling River. Under natural conditions, lake levels rise and fall and the lakes grow and shrink as water flows out into the Lower Darling, recharges the aquifer or evaporates.

The distinction between the Darling (also known as the Barka) and the Lower Darling is an administrative one, as they are one river. The Darling connects the Northern and Southern basins. This connectivity is critical for the health of native fish populations of Golden Perch and Murray Cod:

> The Lower Darling River and the Menindee Lakes have become a vital location for cod and perch spawning, and fish from these areas have been tracked as far as the Queensland border.
>
> The science from the last few years is showing that the Darling River is contributing golden perch that dominate throughout the southern rivers of the Basin.[2,3]

The Barkandji people have continuously occupied the Darling area for more than 40,000 years and the river is central to their identity and culture.

> Barkandji take their name from the Darling River, explained elder William "Badger" Bates. Barka was the original name of the river, and the ndji ending meant "belonging to". The river was "the lifeline of our people" he said, and

[2] Brown (2017) *Fish ecologists call for 'linked' river system as cod and perch population origins tracked to Menindee Lakes,* http://www.abc.net.au/news/rural/2017-05-05/vch-murray-darling-managers-urged-to-consider-native-fish/8499496

[3] See also https://www.mdba.gov.au/sites/default/files/pubs/12_fish-assemblage-structure-movement-recruitment-coorong-lower-lakes-2014-15-D16%2019477.pdf

> there were stories attached to every stretch of it, explaining how it was formed and how their people lived.[4]

The Barkandji were granted native title in 2015 in:

> the largest native title case in the history of New South Wales. It involves pockets of land spread across 128,000 square kilometres of Barkandji country, land that extends from the South Australian border to Tilpa in the east, Wentworth in the south, north almost to Wanaaring. Within it lie the towns of Broken Hill, Wilcannia and Menindee.[5]

The success of the native title claim relied heavily on evidence of the continuous occupation of the Barkandji around the Barka.[6]

> "My aunties, uncles, elders and our ancestors before them, lived and fished and camped on the Darling River for over 40,000 years," Bates said. Now 400km of it run through the native title claim area.[7]

Barkandji elder Badger Bates has written a compelling summary of the Barka's importance to the Barkandji and the river's decline in his lifetime.[8]

[4] Tan (2015) *'We've got to tell them all our secrets' – how the Barkandji won a landmark battle for Indigenous Australians,* https://www.theguardian.com/australia-news/2015/jun/23/weve-got-to-tell-them-all-our-secrets-how-the-barkandji-won-a-landmark-battle-for-indigenous-australians

[5] Tan (2015) *'We've got to tell them all our secrets' – how the Barkandji won a landmark battle for Indigenous Australians,* https://www.theguardian.com/australia-news/2015/jun/23/weve-got-to-tell-them-all-our-secrets-how-the-barkandji-won-a-landmark-battle-for-indigenous-australians

[6] Federal Court of Australia (2017) *Commonwealth Court Portal,* https://www.comcourts.gov.au/file/Federal/P/NSD6084/1998/actions

[7] Tan (2015) *'We've got to tell them all our secrets' – how the Barkandji won a landmark battle for Indigenous Australians,* https://www.theguardian.com/australia-news/2015/jun/23/weve-got-to-tell-them-all-our-secrets-how-the-barkandji-won-a-landmark-battle-for-indigenous-australians

[8] Bates (2018) *Statement for Murray-Darling Basin Royal Commission*, https://www.mdbrc.sa.gov.au/sites/g/files/net3846/f/mdbrc-submission-william-badger-bates-nsw.pdf?v=1535332821

Graziers started moving into the area in the 1830s and 40s and established iconic stations, such as Kinchega and Tolarno.[9,10] The lakes currently supply stock and domestic water for approximately 1,000 people and 250,000 sheep.[11]

Menindee Township was established in 1852, making it the oldest European settlement in western New South Wales. Pooncarie was gazetted in 1863 to service graziers who had started livestock runs in the 1840s.[12] Menindee Lakes currently supplies town water for Menindee and Pooncarie with a combined population of about 800 people.[13]

The lakes were modified to store water in the 1950s and 60s by connecting the natural lakes and Darling River with weirs, regulators, inter-connecting channels and levees.[14] The reconfiguration of the Lakes was in part to establish an irrigation industry in:

> the high-class lands along the lower Darling which could be served by pumping.[15]

As of 2015 there was 4,725 ha of permanent plantings, mainly citrus, stone fruits, and grapes and 15,500 ha of annual crops, including cotton, cereals and vegetables.[16]

The lakes are important for the local government areas of the Central Darling, Broken Hill, Wentworth, and Mildura. At the time of writing, Menindee Lakes supply town water to Broken Hill. The lakes attract tourism into all four LGAs. Most of the tourism at Menindee is related to the lakes and river, such as bird watching, boat tours,

[9] Traveller (2008) *Menindee: Culture and History,* http://www.traveller.com.au/menindee--culture-and-history-6fyr

[10] Tolarno (n.d.) *Tolarno Station: History*, http://www.tolarnostation.com.au/history.html

[11] ABS (2016) *Census QuickStats*, http://quickstats.censusdata.abs.gov.au/census_services/getproduct/census/2016/quickstat/SSC10592?opendocument

[12] Country Corner Outback NSW (2018) *Pooncarie,* http://outbacknsw.com.au/pooncarie.html

[13] ABS (2016) *Census QuickStats*, http://quickstats.censusdata.abs.gov.au/census_services/getproduct/census/2016/quickstat/SSC10592?opendocument

[14] NSW DPI (2012) *Menindee Lakes water savings opportunities – information paper,* http://www.southwestnrm.org.au/sites/default/files/uploads/managed/news/120411%20Menindee%20water%20savings%20opportunities.pdf

[15] NSW Parliament (1949) *2nd Reading Speech: Menindee Water Conservation Act,* https://www.parliament.nsw.gov.au/hansard/pages/home.aspx?tab=Browse&s=1

[16] SunRise (2015) *Irrigated crop area data for the Lower Murray-darling 2003–2015,* https://www.mdba.gov.au/

photographers and artists, Aboriginal cultural heritage tours, fishing, swimming, boating, water skiing, and camping.[17]

The latest arrival in the Lower Darling is Webster Limited, a publicly listed agribusiness, which purchased the large irrigation property Tandou Station in early 2015. Webster is one of the largest water holders in the Murray–Darling Basin.[18]

The Lower Darling is important not just for the local people and environment. It plays an important role in the wider Murray–Darling Basin, as it links the Northern and Southern Basins. Under the Murray–Darling Basin Agreement, the lakes make a significant contribution to flows to South Australia, which would otherwise need to be delivered out of the Murray, Murrumbidgee and Goulburn rivers:

> Since development of the Menindee Lakes Scheme, the lakes have supplied 39% of the annual entitlement flows to South Australia (Thoms et al. 2000),[19] leading to a constant flow regime.[20]

[17] Australian Regional Tourism (2018) *Submission to the Murray-Darling Basin Royal Commission,* https://www.mdbrc.sa.gov.au/community-engagement/submissions

[18] Boreham (2018) *The water dilemma for listed agriculture plays,* https://www.livewiremarkets.com/wires/the-new-criterion-the-water-dilemma-for-listed-agriculture-plays

[19] Thoms et al (2000) *Report of the River Murray Scientific Panel on Environmental Flows: River Murray - Dartmouth to Wellington and the Lower Darling River,* River Murray Scientific Panel on Environmental Flows

[20] Murray-Darling Basin Commission (2004) *The Living Murray Information Paper no. 10: Menindee lakes, the Lower Darling River and Darling Anabranch,* https://www.mdba.gov.au/sites/default/files/archived/mdbc-tlm-reports/525_menindeelakesdarling.pdf

Changes under the Basin Plan

Not everyone has loved Menindee Lakes since they were regulated. Reconfiguration of the lakes has been proposed for decades.[21] A new proposal to reconfigure the lakes has recently gained the support of Federal Parliament.[22]

Irrigators in both the Northern and Southern Basins support the reconfiguration of Menindee Lakes because this would allow them to use more water. The current NSW policy is that Northern irrigators are not permitted to extract water when the Lakes fall below 18 months' supply for Broken Hill's water.[23] This reduces their water extraction and therefore production for the sake of a town up to 2,000km away.[24,25] Southern irrigators also support changes to Menindee Lakes because the claimed water savings from the proposed reconfiguration have been reallocated under the Basin Plan to increase the Sustainable Diversion Limits (SDLs) in the Murrumbidgee and Goulburn Valleys, which allows southern irrigators to use more water.[26]

WHAT THE MENINDEE LAKES WATER SAVINGS PROJECT DOES

The Murray–Darling Basin Plan was amended in June 2018 to increase the SDLs – the legal limit of extractions for irrigation. 36 water savings projects have been proposed

[21] NSW Irrigators Council (2013) *Menindee Lakes Policy,* http://www.nswic.org.au/pdf/policy_documents/130307%20-%20Menindee%20Lakes%20Policy.pdf

[22] MDBA (2018) *Basin Plan amendments secures environmental and community benefits,* https://www.mdba.gov.au/media/mr/basin-plan-amendment-secures-environmental-community-benefits

[23] NSW Irrigators Council (2014) *Monthly Update September 2014,* http://www.nswic.org.au/pdf/newsletter/2014/1409.pdf

[24] Cotton Australia (2015) *Removal of water embargo welcomed by NSW Cotton Industry,* https://cottonaustralia.com.au/news/article/removal-of-water-embargo-welcomed-by-nsw-cotton-industry

[25] Gavin Coote (2015) *Objections to water embargoes in NSW and QLD 'grossly negligent', say lower Darling irrigators,* http://www.abc.net.au/news/2015-05-13/objections-to-water-embargoes-in-nsw-and-qld-grossly-neglige/6465854

[26] MDBA (2017) *Sustainable Diversion Limit Adjustment Mechanism: Draft Determination Report,* https://www.mdba.gov.au/sites/default/files/pubs/SDLAM-draft-determination-report_2.pdf

to justify a SDL increase of 605GL in the Southern Basin. The Menindee Lakes Water Savings Project alone is estimated to contribute 106GL to that total.[27]

The intended water savings come from reduced evaporation because less water would be stored in the lakes. As well as changes to the lakes, the savings require the removal of permanent irrigation in the Lower Darling and changing the source of Broken Hill's town water supply from Menindee Lakes to the Murray River. All of these aspects of the proposed project will have major impacts on the Lower Darling and beyond.

The business case explains that the removal of permanent irrigation will require a structural adjustment for high security water users.[28] DoI explained to stakeholders at Menindee that they are not offering a structural adjustment to high security water holders above Weir 32, at this stage. [29] The business case does not include any discussion about general security or stock and domestic water holders.

Broken Hill Pipeline

With less water in Menindee Lakes, the 18,000 residents of Broken Hill would need a new water supply – a controversial pipeline announced in 2016.[30] The cost of the pipeline will be borne, at least in part, by Broken Hill residents. Yet the full business case has been kept confidential, despite the commencement of construction and requests made through NSW parliament and local governments.[31, 32]

Ongoing costs for operations and maintenance of the pipeline will also be passed on to Broken Hill residents. Exactly how much they will be forced to bear will be determined by the state regulator IPART in 2019 – after the pipeline is completed. IPART has just

[27] MDBA (2017) *Sustainable Diversion Limit Adjustment Mechanism: Draft Determination Report,* https://www.mdba.gov.au/sites/default/files/pubs/SDLAM-draft-determination-report_2.pdf

[28] Blackwatch Consulting (2017) *Menindee Lakes: Interim Project Proposal,* obtained under OPD 420, http://parlinfo.aph.gov.au/parlInfo/search/display/display.w3p;query=Id%3A%22publications%2Ftabledpapers%2Fc2508f17-13bd-49a9-85eb-6f0436b70763%22

[29] Rachel Connell (Executive Director Water, Department of Industry) (2018) *Maryanne Slattery contemporaneous notes of stakeholder meeting at Maidens Menindee Hotel*

[30] NSW Government (2016) *Media Release*: *New pipeline to secure Broken Hill water supply,* https://www.nsw.gov.au/your-government/the-premier/media-releases-from-the-premier/new-pipeline-to-secure-broken-hill-water-supply/

[31] Broken Hill City Council (2018) *Murray-Darling Royal Commission,* https://www.mdbrc.sa.gov.au/sites/g/files/net3846/f/mdbrc-submission-brokenhill-council.pdf?v=1527655334

[32] NSW Labor (2017) *NSW Labor calls for a pipeline moratorium,* http://www.lukefoley.com.au/nsw_labor_calls_for_a_pipeline_moratorium

announced Essential Water's recommendation for an increase to water rates of $465 per household per year by 2023. This is before the cost of the pipeline itself:

> Essential Water's proposed prices do not include any costs associated with the construction and operation of the Murray River to Broken Hill Pipeline and consequential works that might be required as a result of the new pipeline.

There are concerns that residents and businesses will not be able to afford the costs.[33,34]

More than 13,300 people signed a petition to the NSW Premier, Gladys Berejiklian, which stated:

> There has been negligible community consultation.[35]

While the community of the Lower Darling and Broken Hill say they have had little input into the pipeline plan, Cotton Australia claimed the pipeline plan as a policy win in their 2016–17 annual report:

> … another win for NSW growers in December 2016, when the State Government announced that WaterNSW had been appointed to build, own and operate a 270km water pipeline from the Murray River to Broken Hill.
>
> … The pipeline is a win for the community, the environment and irrigating farmers, and a solution Cotton Australia and its allies have long lobbied for.[36]

[33] NSW Legislative Council: Portfolio Committee No. 5: Industry and Transport (2018) *Augmentation of Water Supply for Rural and Regional* NSW, https://www.parliament.nsw.gov.au/lcdocs/inquiries/2390/Augmentation%20of%20water%20supply%20for%20rural%20and%20regional%20New%20South%20Wales.pdf

[34] Change.org (2018) *Petition: Call for moratorium on River Murray to Broken Hill pipeline,* https://www.change.org/p/premier-of-new-south-wales-call-for-moratorium-on-river-murray-to-broken-hill-pipeline

[35] Change.org (2018) *Petition: Call for moratorium on River Murray to Broken Hill pipeline,* https://www.change.org/p/premier-of-new-south-wales-call-for-moratorium-on-river-murray-to-broken-hill-pipeline

[36] Cotton Australia (2017) *Cotton Australia Annual Report 2016-17,* http://cottonaustralia.com.au/uploads/publications/Cotton_Australia_Annual_Report_2016-17_WEB_final.pdf

Removing irrigation from the Lower Darling

Water licences in the Lower Darling include high and general security, stock and domestic and town water supply licences.

> The NSW water entitlement framework provides a high security licence product to ensure that permanent plantings, such as citrus and grapes, can expect to receive a full allocation in all but severe droughts.[37, 38]

The Menindee Water Savings Project business case states that the removal of the high security water licences is required for the project:

> removing high security irrigation and town water supply demands from the Lakes through a combination of infrastructure works and structural adjustment mechanisms.[39]

The business case also identifies that after the reconfiguration of the Lakes, the water supply will not support permanent plantings (high security water licences), which will no longer be viable under the project:

> the key risk with allowing trade into the Lower Darling is that new water allocations could be used for permanent plantings which cannot be sustained with periodic access to water under the proposal.[40]

Irrigation in the Lower Darling is not just based on high security water, but also on general security water. General security licences in NSW are the lowest priority for

[37] NSW Government (2001) *Advice to Water Management Committees. No. 4: Regulated Rivers (High Security) Access Licences,* http://www.water.nsw.gov.au/__data/assets/pdf_file/0006/547773/policy_advice_4-highsecurity.pdf

[38] NSW Parliamentary Library Research Service, (2000),*New Water Management Legislation in NSW: A Review,* https://www.parliament.nsw.gov.au/researchpapers/Documents/new-water-management-legislation-in-nsw-a-review/08-00.pdf

[39] Blackwatch Consulting (2017) *Menindee Lakes Water Savings Project Phase 2 Business Case June 2017*, obtained under OPD 420, http://parlinfo.aph.gov.au/parlInfo/search/display/display.w3p;query=Id%3A%22publications%2Ftabledpapers%2Fc2508f17-13bd-49a9-85eb-6f0436b70763%22

[40] Blackwatch Consulting (2017) *Menindee Lakes: Interim Project Proposal,* obtained under OPD 420, http://parlinfo.aph.gov.au/parlInfo/search/display/display.w3p;query=Id%3A%22publications%2Ftabledpapers%2Fc2508f17-13bd-49a9-85eb-6f0436b70763%22

allocating water after stock and domestic, town water supply, and high security licences. [41]

In most of NSW, general security licences support opportunistic irrigation in the form of annual cropping. Crops are only planted if irrigators forecast that allocation will be available under a general security licence. General security licences are typically too unreliable to support permanent plantings.

Reliability is measured in terms of how much water has historically been allocated to a water licence holder. A recent publication by the Department of Industry shows that in the Lower Darling high security licences have a reliability of 98.2% and general security licences have a reliability of 96%.[42] This is the highest general security reliability in the NSW Basin.[43]

Because high and general security licences in the Lower Darling have practically the same reliability, both types are practically the same in terms of security of supply, value and use. This encourages general security licences to be used for permanent plantings:

> Although not having the same security of supply to that of high security entitlements, 'general security' entitlements in the Lower Darling River also enjoyed a high level of reliability, receiving 100% of their entitlement in every year from when volumetric entitlements were introduced until 2003–2004. Not surprisingly, some permanent plantings in the Lower Darling were subsequently established using general security entitlements.[44]

Because high and general security licences are practically the same min the Lower Darling, it is unclear why they should be differentiated in respect of structural adjustment or compensation.

[41] NSW Parliamentary Library Research Service, (2010), *Briefing Paper: Water Regulatory Frameworks in Rural NSW,* https://www.parliament.nsw.gov.au/researchpapers/Documents/water-regulatory-frameworks-in-rural-nsw/Water%20Regulatory%20Frameworks%20Briefing%20Paper%204%202010.pdf

[42] NSW Department of Industry (2018) *Water Reform Technical Report: Derivation of LTDLE factors in NSW,* https://www.industry.nsw.gov.au/__data/assets/pdf_file/0019/162181/techncial-paper-derivation-technical-factors-nsw.pdf

[43] NSW Department of Industry (2018) *Water Reform Technical Report: Derivation of LTDLE factors in NSW,* https://www.industry.nsw.gov.au/__data/assets/pdf_file/0019/162181/techncial-paper-derivation-technical-factors-nsw.pdf

[44] Lower Darling Horticultural Group (2018) *Submission to the Murray-Darling Basin Royal Commission,* https://www.mdbrc.sa.gov.au/sites/g/files/net3846/f/mdbrc-submission-rachel_strachan-lower-darling-horticulture-group-nsw.pdf?v=1523508717

WHO IS IMPACTED BY THE MENINDEE WATER SAVINGS PROJECTS

If the Menindee Water Savings Project goes ahead, there will be less water – for both irrigation and the environment – in Menindee Lakes and the Lower Darling. This will have a fundamental impact on the lives, livelihoods and assets for all stakeholders.

The Barkandji are aggrieved because, after an 18 year battle to achieve native title, water will be removed from the area – removing part of the justification for their claim in the first place:

> To me, native title means nothing unless we are Barka … Without the Barka, we're finished. So what's a bit of land without water?
>
> It's no good what colour you are, hey, and that's what they done. They gave us our native title. And just before that, they was mucking around with the lakes. And as soon as we got our native title, they took the water. So I mean, it's worth nothing. [45]

The business case of the Project says it is 'likely' that the:

> Project is unable to meet all of the aspirations of Native Title Owners / local / wider aboriginal interests.[46]

This is identified as a 'major' risk to the project delivery. The mitigation strategy to address that is to:

> Engage with aboriginal interest groups early: seek input into possible heritage concerns.[47]

Reduced access to potable water has a two-fold effect on graziers:

[45] Bates (2018) *Evidence to the Murray-Darling Basin Royal Commission,* https://www.mdbrc.sa.gov.au/sites/g/files/net3846/f/28_august_2018_hearing_transcript_final_copy.pdf?v=1535609414

[46] Blackwatch Consulting (2017) *Menindee Lakes Water Savings Project Phase 2 Business Case June 2017*, obtained under OPD 420, http://parlinfo.aph.gov.au/parlInfo/search/display/display.w3p;query=Id%3A%22publications%2Ftabledpapers%2Fc2508f17-13bd-49a9-85eb-6f0436b70763%22

[47] Blackwatch Consulting (2017) *Menindee Lakes Water Savings Project Phase 2 Business Case June 2017*, obtained under OPD 420, http://parlinfo.aph.gov.au/parlInfo/search/display/display.w3p;query=Id%3A%22publications%2Ftabledpapers%2Fc2508f17-13bd-49a9-85eb-6f0436b70763%22

> So, fundamentally, there are two issues: one is that you lose your boundary fence … because, obviously, all the properties have a boundary fence which is the river, and then the river runs dry, you have no fence line.
>
> So we lose land through that. We also lost a significant amount of land because we had no potable water for one and a half of our stations.[48]
>
> So … in the next month or two, we're going to lose 200,000 acres straightaway because we just can't retain sheep in our area, and then it will grow to about half our property which is 250,000 acres which will be lost because we don't have water.[49]

Former Water Minister Barnaby Joyce was advised that the Menindee project is likely to have an impact on Menindee's economy:

> Broken Hill and Lower Darling communities are expected to be concerned with the acquisition of high security water entitlements by the Commonwealth as this would allow greater changes to the Menindee Lakes causing a loss of recreational amenity and a reduction in agricultural and tourism activity.[50]

A report prepared by the Valuer General describes the direct relationship between water levels in Menindee Lakes and property values.[51] The Menindee Project business case also raised the issue of the project's impact on Menindee:

> The project can also expect community concern about the withdrawal of irrigation, particularly from Lake Tandou. Menindee Township is heavily reliant

[48] Kat McBride (2018) *Evidence to the Murray-Darling Basin Royal Commission,* https://www.mdbrc.sa.gov.au/sites/g/files/net3846/f/16_august_2018_hearing_transcript_final.pdf?v=1534893886

[49] Rob McBride (2018) *Evidence to the Murray-Darling Basin Royal Commission,* https://www.mdbrc.sa.gov.au/sites/g/files/net3846/f/16_august_2018_hearing_transcript_final.pdf?v=1534893886

[50] DAWR (2017) *Minute to Minister: Maximising outcomes from the Menindee lakes project,* Documents obtained under OPD 420, http://parlinfo.aph.gov.au/parlInfo/search/display/display.w3p;query=Id%3A%22publications%2Ftabledpapers%2F588a4b32-df56-4a7f-98d4-688922e9c30a%22

[51] Aspect Property Consultants (2016) *Final Report; Central darling LGA 2016,* http://www.valuergeneral.nsw.gov.au/land_value_summaries/reports/2016/Central_Darling.pdf

> on Tandou for employment and other economic activity so the residents may be understandably anxious about this issue. [52]

As discussed above, permanent irrigation will become unviable, with the 'almost certain' risk that:

> Property values in Menindee and other related townships decrease due loss of amenity and/or economic activity from buy-back of Lower Darling licences and changes to operations.[53]

The NSW Government approached six irrigation families with permanent plantings in 2014 and flagged that the changes to Menindee Lakes would mean that irrigating permanent plantings would become unviable in the Lower Darling:

> None of us actually want to leave but the reality is that we used to have the most reliable water supply in the system and now we haven't, and it is going to get worse. We can try to argue to defend our position, and we do not think we should have to be sacrificed, but we are only six families versus the northern irrigation industry.[54]

Those families formed the Lower Darling Horticulture Group and put a proposal for compensation to the NSW government in early 2015:[55]

> The Lower Darling Horticulture Group (LDHG) have been working with the NSW and Commonwealth Governments for over three years in developing a structural adjustment package that would enable irrigators with high value

[52] Blackwatch Consulting (2017) *Menindee Lakes: Interim Project Proposal,* obtained under OPD 420, http://parlinfo.aph.gov.au/parlInfo/search/display/display.w3p;query=Id%3A%22publications%2Ftabledpapers%2Fc2508f17-13bd-49a9-85eb-6f0436b70763%22

[53] Blackwatch Consulting (2017) *Menindee Lakes Water Savings Project Phase 2 Business Case June 2017*, obtained under OPD 420, http://parlinfo.aph.gov.au/parlInfo/search/display/display.w3p;query=Id%3A%22publications%2Ftabledpapers%2Fc2508f17-13bd-49a9-85eb-6f0436b70763%22

[54] Alan Whyte (2018) *Witness Statement to the Murray-Darling Basin Royal Commission,* https://www.mdbrc.sa.gov.au/sites/g/files/net3846/f/mdbrc-witness-statement-alan-whyte.pdf?v=1531712308

[55] Alan Whyte (2018) *Evidence to the Murray-Darling Basin Royal Commission,* https://www.mdbrc.sa.gov.au/sites/g/files/net3846/f/17_july_2018_hearing_transcript_final.pdf?v=1532079651

> permanent plantings on the Lower Darling River to remove these and to transition to agricultural enterprises requiring a less secure water supply.[56]

However, this group still has no offer from the Commonwealth or NSW governments for their water or compensation for their businesses. These irrigators are aware that their businesses will no longer be viable, but because valuations and pay outs are not made, they cannot plan for exit strategies or their businesses:

> Our biggest issue is that since 2014 we have had a time line of decisions just continually pushed out. That is making – it does your head in, because you think you are getting to a point where there's going to be a decision and you can proactively move your business and family into safer territory than we're you're at. … that angst has really started to bubble up within the community too, that they feel completely ignored by government. It's just – I think the Lower Darling has been really cruelly treated. Really cruelly. And it doesn't matter whether you are growing permanent plantings or whether you're a pastoralist or whether you are a community member or a fisherman who comes up camping or whether you are trying to bathe your children in water that's just going to give them infection after infection. We have been horrendously treated.[57]

The project business case flagged the possibility of the government paying compensation for high security water holders:

> Structural adjustment will require extensive consultation with entitlement holders involved. These negotiations will take time and potentially trigger Just Terms Acquisition if agreements cannot be reached.[58]

Just Terms Acquisition is NSW legislation to compensate on 'just terms' when the State has compulsorily acquired property. There is also provision for the Commonwealth to pay compensation for the compulsory acquisition of property on just terms under the Constitution.

---

[56] Lower Darling Horticultural Group (2018) *Submission to the Murray-Darling Basin Royal Commission,* https://www.mdbrc.sa.gov.au/sites/g/files/net3846/f/mdbrc-submission-rachel_strachan-lower-darling-horticulture-group-nsw.pdf?v=1523508717

[57] Rachel Strachan (2018) *Evidence to the Murray-Darling Basin Royal Commission,* https://www.mdbrc.sa.gov.au/sites/g/files/net3846/f/17_july_2018_hearing_transcript_final.pdf?v=1532079651

[58] Blackwatch Consulting (2017) *Menindee Lakes: Interim Project Proposal,* obtained under OPD 420, http://parlinfo.aph.gov.au/parlInfo/search/display/display.w3p;query=Id%3A%22publications%2Ftabledpapers%2Fc2508f17-13bd-49a9-85eb-6f0436b70763%22

The business case has not referred to any compensation or structural adjustment for any other stakeholder group other than high security water holders and Tandou station.

TRANSPARENCY AND CONSULTATION

There has been minimal transparency around the development of the Menindee Lakes Water Savings Project and serious doubts raised around the quality of consultation with stakeholders.

Menindee Business Case

The Menindee Business Case Phase 2 was finalised in June 2017. This sets out the proposed changes to Menindee Lakes and associated regulating structures, a summary of the impacts, identification of project risks and mitigation strategies. This is an important document for the people that the project will affect.

The business case was not made public until 28 June 2018 and then only after:

- several requests to the Minister and the Murray–Darling Basin Authority (MDBA) by Senator Rex Patrick, including two requests for the Order for Production of Documents through the Australian Senate;
- the Australia Institute's report *Desperate Measures* in April 2018, which referenced sighting a copy of the business case;[59]
- an agreement with the Federal Labor Party for more transparency in the supply measure process as part of their agreement to not to support the Basin Plan amendment of the SDLs.[60]

Consultation

The Menindee Water Savings Project is complex. It will affect all people in the Lower Darling and impact many others in the surrounding local government areas. The

[59] Slattery and Campbell (2018) *Desperate Measures,* http://www.tai.org.au/content/desperate-measures-supply-measures-diversion-limits-and-murray-darling-basin-plan

[60] Burke (2018) *Media Release: Murray-Darling Basin Plan back on track,* https://www.tonyburke.com.au/media-releases/2018/5/8/media-release-murray-darling-basin-plan-back-on-track

business case identifies consultation as a key strategy to manage project risks and impacts:

> The reinvigoration of this project provides an opportunity to re-engage with the key stakeholders to ensure issues are brought to the table and appropriately addressed.[61]

The consultation on the proposed Menindee Water Sharing Plan has only started in late July 2018. The consultation to date has been targeted and by invitation only. There has been no public meetings or opportunity for public submissions.

The Barkandji have native title, which should afford them the highest priority as stakeholders, but they do not believe consultation has been satisfactory:

> So about consultation, yes they consult but it is fake consultation, they only do it to tick a box and do as little consultation as possible and do exactly what they like no matter what we say.[62]

Consultation with the Barkandji has been around cultural values only, and they have not been recognised as stakeholders in their own right:

> They hold separate colour coded meetings for whitefellas and blackfellas.[63]

> You can see from the Menindee Lakes Business Plan stakeholder consultation table that the Aboriginal people are not rated as stakeholders that can "influence the decision making process", unlike landholders, irrigators, and government departments, it is there in black and white.[64]

When the Barkandji have been consulted, they do not believe that the consultation is genuine or that they have been listened to:

---

[61] Blackwatch Consulting (2017) *Menindee Lakes Water Savings Project Phase 2 Business Case June 2017*, obtained under OPD 420, http://parlinfo.aph.gov.au/parlInfo/search/display/display.w3p;query=Id%3A%22publications%2Ftabledpapers%2Fc2508f17-13bd-49a9-85eb-6f0436b70763%22

[62] Bates (2018) *Murray-Darling Basin Royal Commission Submission,* https://www.mdbrc.sa.gov.au/sites/g/files/net3846/f/mdbrc-submission-william-badger-bates-nsw.pdf?v=1535332821

[63] Bates (2018) *Murray-Darling Basin Royal Commission Submission,* https://www.mdbrc.sa.gov.au/sites/g/files/net3846/f/mdbrc-submission-william-badger-bates-nsw.pdf?v=1535332821

[64] Bates (2018) *Murray-Darling Basin Royal Commission Submission,* https://www.mdbrc.sa.gov.au/sites/g/files/net3846/f/mdbrc-submission-william-badger-bates-nsw.pdf?v=1535332821

> So whatever consultation they did with Barkandji people they just ignored what we said anyway. For example in early August 2018 NSW DoI rang and said they wanted to meet with the Barkandji PBC in Broken Hill about the changes they want to do at the Menindee Lakes (this is one of the "water saving projects" that MDBA are using as an excuse for taking out extra water for irrigators). We had a Barkandji PBC directors meeting in Broken Hill on the Tuesday and Wednesday, so of course they wanted to meet us at short notice on the Thursday night at 7:30 pm after the other directors had left. There was only 2 of us and our CEO, we were the only ones invited anyway. We got the NT Corp solicitors to email then beforehand and ask for an agenda and what they wanted to meet about. They replied there was no agenda and it was only an information session. But when we got there they handed us maps of proposed new locations for regulators between Lake Menindee and Lake Cawndilla that we hadn't seen before and asked us for comment. All the locations have burials, middens, scarred trees, artefacts and ovens that will be destroyed, and they wanted feedback on the spot. We rejected most of it but when I went home I couldn't sleep because I was thinking what will they say we said, who knows, we never get any feedback or official minutes or anything. What I do know they will be destroying more of our sites including burials of our ancestors and we are powerless to do anything about it.[65]

People have had to invite themselves to meetings that they have heard about from others:

> It is interesting to note Travis Casey and I as irrigators of fruit, food and fodder crops, were first notified of the first invitation meetings by the local fishing club, upon enquiry no Menindee irrigators had been invited.
>
> Not that numbers should outweigh people, but the company I manage a property for has 550 ML of high security water shares, one would think that would qualify for an invitation as a stake holder, we are not water traders we grow food crops, both for the domestic market and export.[66]

Some stakeholders were actually turned away from meetings:

[65] Bates (2018) *Murray-Darling Basin Royal Commission Submission,* https://www.mdbrc.sa.gov.au/sites/g/files/net3846/f/mdbrc-submission-william-badger-bates-nsw.pdf?v=1535332821

[66] Hempel (Manager, Thomas Foods Fresh Produce) in correspondence with Maryanne Slattery, 11 September 2018

> MR BATES: Okay. And when we got there it was – I wouldn't call it a meeting because they had elders outside, and not just black people. They had other white people standing outside …
>
> MR O'FLAHERTY: So there was a group of local community members outside.
>
> MR BATES: There was the local community people there, and there was landholders there, the graziers and that, and they was all standing outside, and they sort of handpicked us … Anyway, and then they handpicked us and took us inside, and I said, "I don't want to go inside and meet with you", and walk away from these people. I said, "I won't turn my back on them. You can have your meeting there", and the people there, black and white, they said, "Go in there and meet with them".[67]

The Lower Darling Horticultural Group did take a proposal for a structural adjustment to NSW DPI and were required to sign confidentiality agreements, as Alan Whyte explained to the Murray–Darling Royal Commission:

> **MR WHYTE:** The horticulture group proposal to remove permanent plantings. Every time we had discussions with anyone out of the New South Wales department – this was principally when Gavin Hanlon was there, which was up until August last year, September last year, about then. Every meeting, we signed confidentiality agreements, and obviously we couldn't breach them.
>
> **THE COMMISSIONER:** Now, those dealings of course included the possibility of what I'm going to call price; is that right?
>
> **MR WHYTE:** Yes.
>
> **THE COMMISSIONER:** Was there ever any discussion of keeping the price confidential, but the proposal itself being published?
>
> **MR WHYTE:** Our view from within the group was that we were perfectly happy for it to be open, on the basis that if we couldn't justify it, it shouldn't be happening. Now, the view from with government was the exact opposite, and the confidentiality agreements were a requirement of the New South Wales department and they were quite strict. Now, we were a little puzzled why were they were expected to be so strict, because as I said we were quite comfortable

[67] Bates (2018) *Evidence to the Murray-Darling Basin Royal Commission,* https://www.mdbrc.sa.gov.au/sites/g/files/net3846/f/28_august_2018_hearing_transcript_final_copy.pdf?v=1535609414

> for the details to be in the public domain. And literally, if we can't justify and explain them, well, the proposal shouldn't go ahead.[68]

While the Barkandji, local irrigators and other stakeholders will be seriously impacted by the Menindee Project, and have been offered little in the way of compensation, transparency or consultation, this was not the case for one stakeholder – Webster, the new owners of Tandou Station.

[68] Whyte (2018) *Evidence to the Murray-Darling Basin Royal Commission,* https://www.mdbrc.sa.gov.au/sites/g/files/net3846/f/17_july_2018_hearing_transcript_final.pdf?v=1532079651

The Webster deal

In contrast to other Lower Darling stakeholders, and despite being a recent arrival in the region, agribusiness Webster was extensively consulted and well compensated. On 21 June 2017, DAWR agreed to pay Webster Ltd $78m and provide 21.9GL of water allocation to grow its 2017/18 cotton crop in exchange for:

- 21,901ML of water licences ($38,001,118). This comprised of:
  - 2,540 ML of High Security water licences ($3,253/ML; $8,262,620);
  - 19,361 ML of General Security water licences ($1,536/ML; $29,738,496);
- The surrender of works approvals relating to Tandou irrigation development and decommissioning of on-farm and off-farm irrigation infrastructure ($39,998,884).[69]

The sale of 21.9GL of water licences for $38m was well above market prices. The purchase was controversial at the time and has since been referred to the Australian National Audit Office.[70] The Commonwealth's rationale for the price it paid will be explored in forthcoming Australia Institute research.

[69] DAWR (2017) *Minute to the Minister: Maximising outcomes from the Menindee Lakes Project,* Documents obtained under OPD 420, http://parlinfo.aph.gov.au/parlInfo/search/display/display.w3p;query=Id%3A%22publications%2Ftabledpapers%2F588a4b32-df56-4a7f-98d4-688922e9c30a%22,

[70] Davies (2018) *MPs call for urgent investigation into $180m in water buybacks,* https://www.theguardian.com/australia-news/2018/apr/26/mps-call-for-urgent-investigation-into-180m-in-water-buybacks

Webster received an additional $40m for the loss of future business and the surrender of works approvals. As far as we are aware, this is the first and only compensation payment made under the Murray–Darling Basin Plan. Furthermore, while works approvals were surrendered, there was no requirement for Webster to actually decommission any irrigation infrastructure in the contract. The business case identifies this as a risk and suggests that a caveat is placed on the land title to ensure irrigation cannot be resumed in the future. Papers released to the Senate under an Order for Production of Documents 420 do not refer to a caveat being placed on the title. A caveat on the title was in scope of that production request, and should have been produced if it exists.[71]

Webster also received the following year's water allocation (21.9GL) and produced an estimated $35m cotton crop.[72] This was the Commonwealth of Environmental Water Holder's (CEWH) 2017–18 water allocation on these licences (21,901ML). That is, the water allocation in the financial/water year following after the purchase. It is highly unusual, and probably unprecedented in rural property transactions for a buyer to gift next year's allocation back to the seller.

The purchased water licences were transferred to the CEWH and counted toward the Commonwealth's water recovery target.

[71] Documents obtained under OPD 420, http://parlinfo.aph.gov.au/parlInfo/search/display/display.w3p;query=Id%3A%22publications%2Ftabledpapers%2F588a4b32-df56-4a7f-98d4-688922e9c30a%22,

[72] Sue Neales (2018) *Barnaby Joyce's Darling deal on cotton crop irks locals,* https://www.irrigationaustralia.com.au/news/barnaby-joyces-darling-deal-on-cotton-crop-irks-locals

Questions raised by the Webster deal

WHY WAS WEBSTER COMPENSATED?

While Webster received compensation for lost future business, no other entity in the Murray–Darling Basin has received such compensation. In fact, paying compensation is contrary to the government's policy – which is to implement the Basin Plan through voluntary water buybacks only.

The government had two broad policy options to mitigate the impacts on rural economies when setting the Sustainable Diversion Limits (SDLs) of water extraction in the Basin Plan. These options were to either:

- Prioritise the environment above social and economic needs, with a corresponding larger water recovery target and lower SDL. This policy would require a structural adjustment package for the affected communities, and compensation businesses; or
- Adopt a 'balance' between social, economic and environmental needs and adopt a lower water recovery target and a higher SDL. Under this option, compensation is not required because the social and economic impacts have been assessed as neutral, having been taken into account in the SDL and water recovery target.

The Australian Government adopted the latter policy, recovering less water and putting relatively more weight on social and economic impacts. Water is not compulsorily acquired, but only purchased from willing sellers. No compensation is required for these willing sellers, other than a fair price for the water.

The Commonwealth has purchased approximately 2,000GL of water since 2009.[73] The payment to every other irrigator that sold water to the Commonwealth was the price of the water. While the price paid for other purchases has sometimes been controversially high, no other irrigator has received compensation beyond the selling price of the water. To date, no compensation has been offered or made available to

[73] Wentworth Group (2018) *Review of progress on water recovery in the Murray-Darling Basin,* http://wentworthgroup.org/wp-content/uploads/2017/11/Appendix-1-Progress-on-water-recovery.pdf

any other water holder, land holder or business that will be affected by the Basin Plan, including the Menindee Water Savings project.

It is unclear why compensation was paid to Webster, contrary to the past practice and underpinning philosophy of Basin Plan implementation.

While no compensation has been paid to other businesses, the Commonwealth has made a modest contribution to assist communities impacted by the Basin Plan. In 2014, the Commonwealth funded $32.6m of grants to help structural adjustments in rural NSW communities under the Murray–Darling Basin Regional Economic Diversification Program:

> to assist Basin communities increase economic diversification and adjust to a water constrained environment.[74]

The $40m compensation paid to Webster is more than the total amount of structural adjustment grants available for the entire NSW Basin. No funding from that grant program was allocated to the Lower Darling community, apart from a $40,000 grant to the Broken Hill community.[75,76,77]

WHEN DID THIS DEAL BEGIN?

Unlike other Lower Darling stakeholders, Webster has been in constant consultation with government agencies on these payments from the time they purchased Tandou Limited, if not before.

The Commonwealth undertook a valuation of Webster's water almost immediately after Webster purchased Tandou Station; and the workforce at Tandou station were offered redundancies after Webster's acquisition of the property, which is detailed in the following timeline.

[74] Department of Infrastructure, Regional Development and Cities (2017) *Murray-Darling Basin Regional Economic Diversification Program,* http://regional.gov.au/regional/programs/murray-darling-basin-regional-economic-diversification.aspx

[75] Foundation Broken Hill (2016) *2015-16 Year in Review,* http://foundationbh.org.au/july-2014-june-2015-year-in-review-2/

[76] Warren Truss (2015) *Media Release: $18m for Murray-Riverina diversification projects,* http://minister.infrastructure.gov.au/wt/releases/2015/May/wt151_2015.aspx

[77] Australian and NSW Governments (2016) *Energise Enterprise Fund: Murray-Darling Basin regional economic diversification program,* https://www.industry.nsw.gov.au/__data/assets/pdf_file/0011/88445/successful-R1-and-R2-EEF-projects.pdf

June 2015: Webster buys Tandou Limited

Webster finalises the acquisition of Tandou Limited.[78] Tandou Limited assets included Tandou Station and other properties at Hay in the Murrumbidgee Valley in NSW.

September 2015: Commonwealth values Tandou's water

DAWR receive the first of at least four valuations of Webster's water entitlements at Tandou Station. Opteon Property Group delivered the first valuation in February 2016, based on a draft report finalised in September 2015:

> I am pleased to advise that the Department accepts your quote of $2,090 (including GST) for the full review of the Lower Darling General and High Security water entitlements report you completed in September 2015.[79]

By September 2015, Opteon had been commissioned and completed an initial valuation report, beyond the regular market reports the DAWR receives. This shows that DAWR and Webster were discussing sale of Tandou Station water licences before September 2015. Given the usual pace of public service report commissioning processes, it seems likely that these discussions began months before – possibly even before Webster's purchase of Tandou. If this is the case, it raises serious issues around DAWR's interaction with private companies, property and water markets.

Webster could not have been ignorant about the Government's proposals to reconfigure Menindee prior to its acquisition of Tandou Station. These proposals have been in the public domain for years. Joe Robinson, Webster's Director is also the Chair of Gwydir Valley Irrigators Association (GVIA). The northern irrigator industry groups have been advocating for the reconfiguration of Menindee Lakes for several years.

The Webster deal was completed by the Commonwealth in uncharacteristic haste for the public service. The proposal appears to have initiated before September 2015 and was finalised and paid by June 2017. In contrast the Lower Darling Horticultural Group have been waiting for over four years, without even seeing an offer.

---

[78] Larry Schlesinger (2015) *Webster completes takeover of Tandou,* https://www.afr.com/markets/commodities/agriculture/webster-completes-takeover-of-tandou-20150614-ghnler

[79] DAWR (2016) *Email to Neil Bruce (Director, Opteon Property Group: 2016-002 Valuation of General, High and Supplementary entitlements in the Lower Darling,* Documents obtained under OPD 420, http://parlinfo.aph.gov.au/parlInfo/search/display/display.w3p;query=Id%3A%22publications%2Ftabledpapers%2F588a4b32-df56-4a7f-98d4-688922e9c30a%22

Curiously, the Webster deal was undertaken before the Menindee Water Savings Project business case was finalised in June 2017. It was also finalised before the MDBA had assessed the project's validity or even its eligibility under the Basin Plan, which was completed only by October 2017.[80] That is, the Commonwealth had no certainty that the project was viable or even if it would ever get started.

The NSW and Commonwealth Governments have further retreated from their endorsement of the project– in July 2018, the NSW Department of Industry and MDBA said that the project is only in its concept stage.[81] So, the final project could be very different to what has been proposed. Despite the uncertainty of the project, compensation has been paid to Webster regardless.

HOW WAS THE DEAL WORKED OUT?

Consultation with Webster seems to have started before September 2015, where DAWR sought its first valuation of the water at Tandou Station. The negotiations with Webster were undertaken in confidence, at their request:

> The fact that this offer has been made and, we trust, accepted by the Commonwealth and its terms are confidential and commercial-in-confidence. We seek your confirmation that you will maintain the confidentiality of this information.[82]

While other stakeholders have struggled for meaningful access to decision makers, Webster had close communication with DAWR on the price they would accept for the sale of their water entitlements, as released correspondence reveals:

> Webster has indicated that it may be seeking between $75 and $90 million for the entitlements.[83]

[80] MDBA (2017) *Sustainable Diversion Limit Adjustment Mechanism Draft Determination Report,* https://www.mdba.gov.au/sites/default/files/pubs/SDLAM-draft-determination-report_2.pdf

[81] Rachel Connell (Deputy Director General, Department of Primary Industry) (2018) *Lower Darling Stakeholder meeting, Menindee 19 July 2018*

[82] Joe Robinson (Director, Webster Ltd) (2017) *Letter to John Robertson (Assistant Secretary) and Mary Colreavy (Assistant Secretary): Lake Tandou-offer to sell water entitlements and irrigation decommissioning,* Documents obtained under OPD 420, http://parlinfo.aph.gov.au/parlInfo/search/display/display.w3p;query=Id%3A%22publications%2Ftabledpapers%2F588a4b32-df56-4a7f-98d4-688922e9c30a%22

[83] DAWR (2017) *Minute to the Minister: Maximising outcomes from the Menindee Lakes Project,* Documents obtained under OPD 420,

In May 2017, Joe Robinson, Director of Webster, wrote to DAWR's lead officer on the deal, John Robertson. He proposed how the $78m payment should be split between a water valuation and compensation:

> Morning John, have spent a bit of time thinking about the apportionment and think for consistency we should use the $38m for the water licences and we can roll land, buildings and works approval/storage into the balance of compensation of $40m.
>
> Joe[84]

Note the use of the word 'compensation' by Webster. The Department has since claimed the payment was not specifically compensation, although this word was used again by Paul Morris, Assistant Secretary in DAWR, in describing the Webster deal:

> Compensation for loss of value of property. When Herron Todd White did their evaluation they looked at the full value of the property at $86 million, and if it wasn't an irrigation property—if it was a dry-land property, which it will be in the future—it was valued at only $4 million. So, it's a differential between that $86 million and the $4 million which is really important in terms of the impact of our purchase, because not only do we buy the water from them but also we bought the rights for them to not irrigate in the future. So, this was removing the servicing of irrigation water—removing some infrastructure that services that property—and also purchasing what they call works rights, which are their entitlements, I suppose, from the New South Wales government to undertake irrigation works on their properties. So we bought out those works rights, we bought out the water and effectively we removed infrastructure that would have serviced water into that property. So there will now be a dry-land property going forward.[85]

http://parlinfo.aph.gov.au/parlInfo/search/display/display.w3p;query=Id%3A%22publications%2Ftabledpapers%2F588a4b32-df56-4a7f-98d4-688922e9c30a%22,

[84] Joe Robinson (Non-executive Director, Webster Limited) (2017) *Email to John Robertson (Assistant Secretary, DAWR): Valuation apportionment,* Documents obtained under OPD 420, http://parlinfo.aph.gov.au/parlInfo/search/display/display.w3p;query=Id%3A%22publications%2Ftabledpapers%2F588a4b32-df56-4a7f-98d4-688922e9c30a%22

[85] Senate Rural and Regional Affairs and Transport Legislation Committee Estimates (27 October 2017) http://parlinfo.aph.gov.au/parlInfo/download/committees/estimate/728055ab-5f3e-4db1-8615-be0286224eac/toc_pdf/Rural%20and%20Regional%20Affairs%20and%20Transport%20Legislation%20Committee_2017_10_27_5689_Official.pdf;fileType=application%2Fpdf#search=%22committees/estimate/728055ab-5f3e-4db1-8615-be0286224eac/0000%22

DAWR's Water Project Board were advised that the total price comprised $38m for water and $40m for 'resulting loss of business value', which sounds a lot like compensation:

> The in-principle agreed sum of $78 million to be paid to Tandou by the department is comprised of $38 million for the water entitlements and $40 million for the measures required to permanently discontinue irrigation activities at Tandou station and for the resulting loss of business value and productive capacity.[86]

The Menindee Lakes Water Savings Project business case does identify a structural adjustment package that is available to high security water holders and Tandou Station only. However, as discussed above, no other water licence holder is yet to receive any offers of compensation.

IS THE DEAL WITHIN THE RULES?

The removal of irrigation at Tandou Station was cited as a key component of the whole Menindee water savings project because of the size of the water holdings:

> Following decisions by the NSW government to source Broken Hill's water supply via a pipeline from the Murray river, the potential scale of any Menindee project and associated volume of potential offsets would increase significantly, if NSW was no longer required to service Lower Darling high security water entitlements currently held by Webster Limited and used at Tandou and those held by [redacted]. This would primarily arise from removing the need to store significantly higher volumes of water in the Lakes to service the entitlements.[87]

However, the rules to guide the expenditure of public funds (the Commonwealth Procurement Rules) include a non-discrimination rule that states that the Commonwealth cannot discriminate based on size:

[86] DAWR (2017) *Water Project Board: Proposed acquisition by the Commonwealth of water entitlements owned by Tandou Limited (a subsidiary of Webster Limited) in the Lower Darling River,* Documents obtained under OPD 420, http://parlinfo.aph.gov.au/parlInfo/search/display/display.w3p;query=Id%3A%22publications%2Ftabledpapers%2F588a4b32-df56-4a7f-98d4-688922e9c30a%22

[87] DAWR (2017) *Minute to Minister: Maximising outcomes from the Menindee Lakes Project, ,* Documents obtained under OPD 420, http://parlinfo.aph.gov.au/parlInfo/search/display/display.w3p;query=Id%3A%22publications%2Ftabledpapers%2F588a4b32-df56-4a7f-98d4-688922e9c30a%22

> The Australian Government's procurement framework is non-discriminatory. All potential suppliers to government must, subject to these CPRs, be treated equitably based on their commercial, legal, technical and financial abilities and not be discriminated against due to their size, degree of foreign affiliation or ownership, location, or the origin of their goods and services.[88]

Unless other water holders are given the same level of compensation, the Commonwealth Procurement Rules may have been breached.

A potential legal issue relates to the risk provisions in the Commonwealth *Water Act 2007*, which make the Commonwealth liable for decreases in the reliability of water licences.[89] The Basin Plan also requires that the water savings projects must ensure:

> There are no detrimental impacts on reliability of supply of water to the holders of water access rights that are not offset or negated.[90]

Notwithstanding the risk provisions under the *Water Act*, Webster received compensation for their future business, despite most of their water (19.4GL) being general security licences. That has created a precedent to purchase and compensate all of the remaining 10.1GL of general security water licences in the Lower Darling.

WEBSTER DEAL FOR ALL STAKEHOLDERS

There is no doubt that everyone in the Lower Darling will be affected by the Menindee Project, including through economic loss. The Webster deal has set a precedent for compensation to be paid to all stakeholders: Barkandji, graziers, Menindee businesses and property owners and irrigators.

While Webster was the largest water holder in the Lower Darling, it was not the only one with significant entitlements. Before the Commonwealth purchased Webster's water, the company owned only a third of high security and one quarter of general security consumptive water in the Lower Darling, as shown in Figures 1 and 2 below:

[88] Department of Finance (2018) *Commonwealth Procurement Rules: Achieving Value for Money,* https://www.finance.gov.au/sites/default/files/commonwealth-procurement-rules-1-jan-18.pdf

[89] *Water Act 2007* (Cth), Part 2, Division 4, Subdivision B, https://www.legislation.gov.au/Details/C2007A00137

[90] *Basin Plan 2012* (Cth), s 7.15, https://www.legislation.gov.au/Details/F2012L02240

Figure 1: High Security water entitlements in the Lower Darling (in GL)

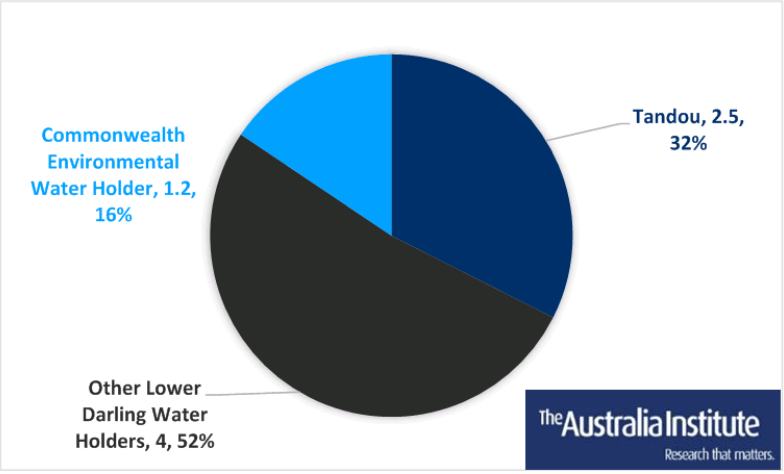

Source: Blackwatch Consulting (2017) *Menindee Lakes Water Savings Project Phase 2 Business Case June 2017*, attachment A, obtained under OPD 420, http://parlinfo.aph.gov.au/parlInfo/search/display/display.w3p;query=Id%3A%22publications%2Ftabledpapers%2Fc2508f17-13bd-49a9-85eb-6f0436b70763%22

Figure 1 shows that Webster held only 2.5GL of High Security licences while 4GL is held by other licence holders. The Lower Darling Horticultural group hold high security licences and have had the opportunity to discuss compensation with the NSW Department of Industry (DoI). However, DoI has made a distinction between high security water holders above and below Weir 32 and, at this stage, are not consulting with those water holders about compensation.[91] DoI has not yet explained why a distinction has been made between high security licences above and below Weir 32. [92]

Figure 2 below shows that Tandou held just 25% of general security water entitlements:

[91] Rachel Connell (Executive Director Water, Department of Industry) (2018) *Maryanne Slattery contemporaneous notes of stakeholder meeting at Maidens Menindee Hotel*

[92] Rachel Connell (Deputy Director General, Department of Primary Industry) (2018) *Lower Darling Stakeholder meeting, Menindee 19 July 2018*

Figure 2: General security water entitlements in the Lower Darling (in GL)

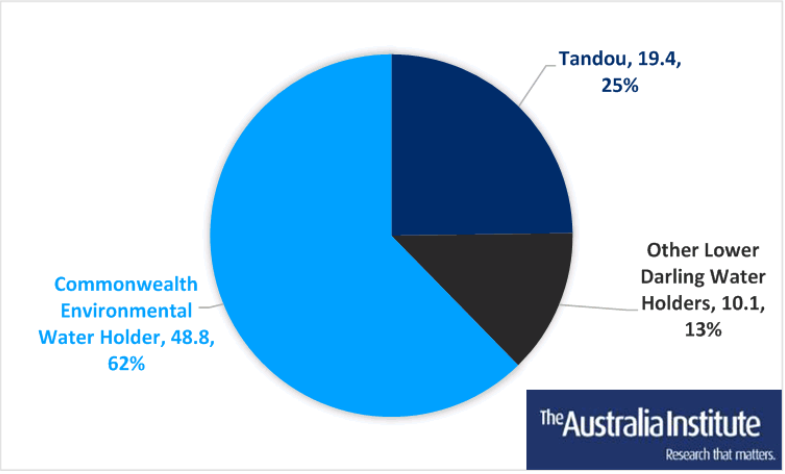

Source: Blackwatch Consulting (2017) *Menindee Lakes Water Savings Project Phase 2 Business Case June 2017*, attachment A90, obtained under OPD 420, http://parlinfo.aph.gov.au/parlInfo/search/display/display.w3p;query=Id%3A%22publications%2Ftabledpapers%2Fc2508f17-13bd-49a9-85eb-6f0436b70763%22

It is unclear why, given the Webster deal, the Commonwealth should not buy all remaining high security water entitlements and pay those irrigators compensation for loss of future business.

Conclusion

In the short term, this report shows that Lower Darling residents deserve compensation along the lines of Webster and that the Menindee Water Savings Project needs transparent review and assessment before progressing any further.

However, the story of the Webster deal and the Lower Darling is about more than a big company getting a lot of money. This is a story about power.

The $13bn Murray–Darling Basin Plan has resulted in the interests of the powerful being enhanced at the expense of the vulnerable. The experience of the Lower Darling shows that the Basin's decision makers have one way of dealing with a powerful agribusiness and a different way of dealing with native title owners, graziers, communities, small irrigators and the environment.

Similar stories of powerful interests reaping huge windfalls from the Basin Plan at the expense of the wider community can be found throughout the Murray–Darling Basin. The flow of money and water has made some more powerful and weakened others, such as floodplain graziers, downstream users and communities and made them vulnerable in ways they were not before the Basin Plan.

The conflict around the Basin Plan is typically presented as agriculture versus the environment, or upstream states versus downstream states. While such framing helps politicians and advocacy groups champion their respective constituents, it distracts from the more important point – that Aboriginal people, graziers, downstream water users, communities, small irrigators and the environment are being sacrificed for the profits of ever more powerful irrigation corporations.

Right now, these corporations produce cotton and nuts. But what they farm is not important – a change in commodity prices will change what they farm, or indeed if they farm anything at all. What is important is the concentration of power and water in the hands of few people, and their ability to influence decisions that affect their own financial interests, to the detriment of everyone else and the environment.

The problem is not that there are big agribusinesses flourishing under the Basin Plan, but the inability or unwillingness of governments and their bureaucrats to ensure that those with power are not prioritized at the expense of the wider community interest. The problem is that Webster's management can talk directly to senior department staff at any time, while the native title owners are offered token consultation. The problem is that Webster is given compensation but every other property owner is not.

The problem is that Webster can get a deal done with lightning speed, while other irrigators have their lives and businesses on hold indefinitely. The problem is that Webster's financial health is paramount, but the town of Menindee is not.

Democratic governments and their agencies are supposed to govern in the interests for the wider community interest. This is not happening in the Lower Darling, or elsewhere in the Basin.

ORDINARY MEETING OF THE COUNCIL

November 14, 2018

ITEM 2

MAYORAL MINUTE NO. 13/18

SUBJECT: SAVE OUR RECYCLING CAMPAIGN 11/199

Summary

I am calling on Councillors to support Local Government NSW in its advocacy to all those contesting the State election to reinvest 100% of the waste levy collected each year into waste management, recycling and resource recovery in NSW.

The *Protection of the Environment Operations Act 1997* (POEO Act) requires certain licensed waste facilities in NSW to pay a contribution to the NSW Government for each tonne of waste received at the facility. Referred to as the 'waste levy', the contribution aims to reduce the amount of waste being landfilled and promote recycling and resource recovery.

The waste levy applies in the regulated area of NSW which comprises the Sydney metropolitan area, the Illawarra and Hunter regions, the central and north coast local government areas to the Queensland border as well as the Blue Mountains, Wingecarribee and Wollondilly local government areas.

In 2016/2017, the NSW Government collected $726 million from local government, community, businesses and industry via the waste levy, but only committed to use $72 million through its Waste Less Recycle More initiative – or 10% on waste minimization and recycling in 2017/2018.

Overall the NSW Government's Waste Less Recycle More initiative allocates $801 million over 8 years (2013-2020) to waste and recycling, however the waste levy collected over that same period will be over $4.62 billion.

At a local government level, just 18% of the $300 million collected from the local government sector each year is reinvested in recycling and waste management.

Regardless of how you look at it, the principle remains the same – very little of the waste levy is currently used to support waste minimisation, recycling and resource recovery. The remainder is returned to NSW Government's consolidated revenue.

The reinvestment of the waste levy to support waste and resource recovery infrastructure, develop markets and innovative solutions, and undertaken other initiatives to encourage reuse and recycling also offers wide-ranging benefits to our communities right across NSW. There is the potential for economic growth, new infrastructure, new technology and new jobs, particularly in our regional areas.

It should be noted that the following motion was unanimously endorsed at the Local Government NSW 2018 Conference:

> *"That the NSW Government be called upon to ensure that 100% of the levy arising from Section 88 of the Protection of the Environment Operations Act 1997 be used for*

waste infrastructure and programs, predominantly by local government and the waste sector, for initiatives such as:

- *Development of regional and region-specific solutions for sustainable waste management (soft plastic recycling facilities, green waste, waste to energy)*
- *Support innovative solutions to reduce waste and waste transport requirements.*
- *Protect existing and identify new waste management locations.*
- *Local community waste recovery and repair facilities.*
- *Funding a wider range of sustainability initiatives, such as marketing and strategies, that promote and support a circular economy."*

This motion covered motions proposed by Blacktown City Council (Resource recovery locations); Central Coast Council (Waste levy revenues); Cessnock City Council (Recycling crisis – funding support; City of Ryde (Revenue raised by the waste levy); Federation Council (Waste resource); Gwydir Shire Council (Tyre recycling); Hornsby Shire Council (Increase in grant funding for waste levy program); Leeton Shire Council (Increase of waste levy distribution); and Shoalhaven City Council (POEO Levies). Related motions were also submitted by Tweed Shire Council (Recycled products and procurement); Lake Macquarie Council (Support for recyclate end markets, reusable, recyclable or compostable packaging); and Orange City Council (Waste management).

As previously noted, this is not a party-political issue; the advocacy initiative calls on all parties and candidates to commit to the 100% hypothecation of the Waste Levy to the purpose for which it is collected.

I am recommending that we support this campaign by the NSW local government sector and Local Government NSW and call on all political parties to commit to the reinvestment of 100% of the Waste Levy collected each year by the NSW Government into waste management, recycling and resource recovery.

Recommendation

1. That Mayoral Minute No. 13/18 dated November 14, 2018, be received.

2. That Council endorse Local Government NSW's campaign "Save Our Recycling", to realise the reinvestment of a 100% of the Waste Levy collected each year by the NSW Government in waste minimization, recycling and resource recovery.

3. That Council make representation to the local State Member in support of this campaign objective for the NSW Government to commit to reinvest 100% of the Waste Levy in waste minimization, recycling and resource recovery.

4. That Council write to the Premier, the Hon Gladys Berejiklian MP, the Opposition Leader, the Hon Michael Daley MP, the Minister for Local Government and the Minister for the Environment, the Hon Gabrielle Upton MP, and the Shadow Minister for the Environment and Heritage, Penny Sharpe MLD, seeking bipartisan support for the 100% reinvestment of the Waste Levy collected each year into waste minimization, recycling and resource recovery.

5. That Council take a lead role in activating the Local Government NSW Save Our Recycling campaign locally.

6. That Council endorse the distribution and display of the Local Government NSW Save Our Recycling information on Council premises, as well as involvement in any actions arising from the initiative.

7. That Council formally advise Local Government NSW that Council has endorsed the Save Our Recycling advocacy initiative.

Attachments

1. ⇩ LGNSW President's Message - Save Our Recycling Campaign
2. ⇩ Waste Less Recycle More - Messaging Guide

D TURLEY
MAYOR

Subscribe | Past Issues | Tr

View this email in your browser

LOCAL GOVERNMENT NSW

Member Message

Attention: Mayors and General Managers

Important update for councils
Save Our Recycling campaign

Dear Mayors and General Managers,

I am writing to provide you with a draft Mayoral Minute, via which your council can take the first step in supporting our state-wide Save Our Recycling Campaign.

You may recall our Local Government NSW Conference last month unanimously voted to campaign to ensure 100% of the Waste Levy be used in future for waste infrastructure and programs, predominantly by local government.

We're getting on with the job of implementing all our LGNSW Conference resolutions and, as such, on your behalf, we're asking for the NSW Waste Levy, which amounts to hundreds of millions collected by the State Government from industry, councils and individuals be reinvested in a state-wide approach to help create a circular economy. This means we can create real jobs and development opportunities for a modern, smart, homegrown environmental and recycling industry.

This bipartisan campaign asks all parties and candidates standing for election on March 23 to commit to return the Waste Levy to homegrown recycling, resource recovery and waste management. It is a real opportunity to take a meaningful state-wide approach to the collection, processing and reuse of recyclable material.

Our campaign is not asking for more money to achieve these goals: just for the money already raised as the Waste Levy to be used where communities expect – to manage recycling and waste.

Help ensure your council and community's voice is heard on this issue by passing the Mayoral Minute (which can be downloaded from our resources page) and registering its passage by emailing LGNSW. We will keep you posted as the campaign progresses, and provide an increasing range of resources to help Save Our Recycling in your community. Other steps you can take include:

- Visit the Save our Recycling website and sign the petition.

- Share the campaign through your council networks. See our resources page for logos, sharegraphics, website banners, email banners, a messaging guide and tracking URLs. You can also download design files for posters, stickers, newsletters and street banners.
- Liking Save our Recycling on Facebook.

I look forward to working with you all to ensure NSW Councils are best supported to manage our state's waste.

Linda

Clr Linda Scott
President

Copyright © 2018 , All rights reserved.

This email was sent to james.roncon@brokenhill.nsw.gov.au
why did I get this? unsubscribe from this list update subscription preferences
Local Government New South Wales · Level 8, 28 Margaret Street · Sydney · Sydney, NSW 2000 · Australia

SAVE OUR RECYCLING
Let's reuse in NSW

Messaging guide

Topline principles:

The top-line principles of the campaign messaging are:
Positive in tone – people in NSW are committed to recycling, we just need our leaders to back us in and put in place a plan to make sure our recyclables don't go to waste.

Solution-focused – we're already raising the funds we need to create a circular economy. We just need the State Government to reinvest 100% of the waste levy it collects back into recycling and waste management.

Empowering – by councils and residents working together, we know we can make a difference.

Campaign narrative:

The story:

Across NSW, residents are committed to recycling because it's a practical way for them to do their bit for the environment.

The problem:

But until now we've been sending lots of our recycling overseas and interstate.

Solution:

That's why we urgently need a statewide approach to collect, process and reuse recyclable material here in NSW.
And we can fund this approach without any extra cost to taxpayers, business or councils.

Benefits:

A statewide approach to recycling and waste management could create new jobs, new industries and provide a circular economy that allows our state to manage its own waste.

Join the campaign:
www.saveourrecycling.com.au

SAVE OUR RECYCLING
Let's reuse in NSW

How:

A state-wide approach could be funded by the hundreds of millions the state government currently collects from local government and industry through the Waste Levy. The NSW government collected $727 million from industry, businesses and local government through the Waste Levy in 2016-17, with $300 million of that paid by councils. Only about 18 percent of the $300 million paid by councils to the state government is reinvested into local recycling and waste management, with the rest disappearing into government coffers.

Call to action:

Alongside councils across NSW who collect household recycling, we're calling on all candidates in the upcoming State Election to commit to a statewide approach to Save Our Recycling and reinvest 100% of the waste levy it collects back into recycling and waste management.

What you can do to support the campaign:

Residents across NSW can:

- Join the campaign at www.saveourrecycling.com.au, and get involved signing petitions, emailing candidates and any other actions we'll be launching.
- Follow us on Facebook to make sure you stay up to date, and share our posts to help spread the word!

Councils can:

- Pass a Mayoral Minute to officially show your council's support
- Share campaign materials, using the Partner Pack
- Spread the word in your local community, through social media, earned media or your newsletters!

Join the campaign:
www.saveourrecycling.com.au

REPORTS

1. BROKEN HILL CITY COUNCIL REPORT NO. 188/18 - DATED NOVEMBER 13, 2018 - PUBLIC PRESENTATION OF 2017/2018 FINANCIAL STATEMENTS (13/92) 65

2. BROKEN HILL CITY COUNCIL REPORT NO. 189/18 - DATED NOVEMBER 16, 2018 - DRAFT ANNUAL REPORT 2017/2018 (17/110).....142

3. BROKEN HILL CITY COUNCIL REPORT NO. 190/18 - DATED NOVEMBER 09, 2018 - COUNCILLOR ATTENDANCE AT THE WESTERN DIVISION COUNCILS OF NSW ANNUAL CONFERENCE 2019 (11/173).....546

4. BROKEN HILL CITY COUNCIL REPORT NO. 191/18 - DATED NOVEMBER 14, 2018 - COMMUNITY ASSISTANCE GRANTS AWARDED FOR ROUND 2 OF 2018/2019 (18/44).....553

5. BROKEN HILL CITY COUNCIL REPORT NO. 192/18 - DATED NOVEMBER 08, 2018 - RECONCILIATION ACTION PLAN REPORT (14/59).....566

6. BROKEN HILL CITY COUNCIL REPORT NO. 193/18 - DATED OCTOBER 17, 2018 - ADOPTION OF DRAFT LIVING DESERT PLAN OF MANAGEMENT (11/141) 597

7. BROKEN HILL CITY COUNCIL REPORT NO. 194/18 - DATED OCTOBER 30, 2018 - NOTIFICATION OF APPOINTMENT OF NATIVE TITLE MANAGER UNDER THE CROWN LAND MANAGEMENT ACT 2016 (18/144).....600

8. BROKEN HILL CITY COUNCIL REPORT NO. 195/18 - DATED NOVEMBER 14, 2018 - DEVELOPMENT APPLICATION TO OPERATE AN ANIMAL POUND FACILITY (11/467) 602

9. BROKEN HILL CITY COUNCIL REPORT NO. 196/18 - DATED OCTOBER 25, 2018 - AFL BROKEN HILL - WAIVER OF DEVELOPMENT FEES ASSOCIATED WITH JUBILEE OVAL UPGRADE (16/154).....618

10. BROKEN HILL CITY COUNCIL REPORT NO. 197/18 - DATED OCTOBER 31, 2018 - BOOK CALLED 'THE FATAL LODES' (11/254).....625

11. BROKEN HILL CITY COUNCIL REPORT NO. 198/18 - DATED NOVEMBER 13, 2018 - INVESTMENT REPORT FOR OCTOBER 2018 (17/82).....628

12. BROKEN HILL CITY COUNCIL REPORT NO. 199/18 - DATED NOVEMBER 16, 2018 - ACTION LIST REPORT (11/21) 644

ORDINARY MEETING OF THE COUNCIL

November 13, 2018

BROKEN HILL CITY COUNCIL REPORT NO. 188/18

SUBJECT: PUBLIC PRESENTATION OF 2017/2018 FINANCIAL STATEMENTS 13/92

Recommendation

1. That Broken Hill City Council Report No. 188/18 dated November 13, 2018, be received.

2. That Council adopt the financial statements and authorise the presentation of the financial statements to the public.

Executive Summary:

Council has received the auditor's reports on the financial statements for the year ended 30 June 2018. At the Ordinary Council Meeting held on 29 August 2018, Council authorised for the General Manager to set the date for the Financial Statements and Auditors Reports to be presented to the public. This date has been set for 28 November 2018.

Report:

Council's auditor, The Audit Office of NSW, has completed the audit of Council's financial statements for the year ended 30 June 2018. The draft financial statements were submitted to Council on 29 August 2018 for Councillors and Management to sign.

Under Section 418 (1) of the *Local Government Act 1993*, Council is required to fix a date for the meeting at which it proposes to present its audited financial statements, including auditor's reports, to the public and give notice of the date of the meeting.

The date set for the public meeting is Wednesday, 28 November 2018, commencing at 6:30pm in the Council Chambers. Notification of this public meeting will be advertised in accordance with the requirements of Section 418 (1)(b) of the *Local Government Act 1993*. The public meeting will also be advertised on Council's website.

Public submissions are invited in relation to the 2017/2018 Annual Financial Statements, with the closing date of Wednesday 5 December. Submissions made to Council will be reported to Council at the next available Council meeting.

The Financial Statements including the Auditors reports were submitted to the Office of Local Government (OLG) on Wednesday 31 October, 2018.

The full version of the audited Annual Financial Statements including the Auditor's Reports is attached (Attachment 1) and was available on Council's website from Thursday 1 November 2018. Limited numbers of hard copies will be available at the meeting and others will be made available on request.

Strategic Direction:

Key Direction 4:	Our Leadership
Objective 4.1:	Openness and Transparency in Decision Making
Action 4.1.1.13	Maintain good governance and best practice methods and ensure compliance with various guidelines and legislation.

Relevant Legislation:

Local Government Act (1993)

Financial Implications:
The recommendation has no financial impact.

Attachments

1. ⇩ Broken Hill City Council - Financial Statements 2017-18

JAY NANKIVELL
CHIEF FINANCIAL OFFICER

RAZIJA NU'MAN
ACTING GENERAL MANAGER

Council of the City of Broken Hill

GENERAL PURPOSE FINANCIAL STATEMENTS
for the year ended 30 June 2018

"... is a vibrant, prosperous and culturally rich Heritage City shared with visitors from around the world."

BROKEN HILL
CITY COUNCIL

Council of the City of Broken Hill

General Purpose Financial Statements
for the year ended 30 June 2018

Contents

	Page
1. Understanding Council's Financial Statements	2
2. Statement by Councillors and Management	3
3. Primary Financial Statements:	
– Income Statement	4
– Statement of Comprehensive Income	5
– Statement of Financial Position	6
– Statement of Changes in Equity	7
– Statement of Cash Flows	8
4. Notes to the Financial Statements	9
5. Independent Auditor's Reports:	
– On the Financial Statements (Sect 417 [2])	66
– On the Conduct of the Audit (Sect 417 [3])	69

Overview

Council of the City of Broken Hill is constituted under the Local Government Act 1993 (NSW) and has its principal place of business at:

240 Blende Street
Broken Hill NSW 2880

Council's guiding principles are detailed in Chapter 3 of the LGA and includes:

- principles applying to the exercise of functions generally by council,
- principles to be applied when making decisions,
- principles of community participation,
- principles of sound financial management, and
- principles for strategic planning relating to the development of an integrated planning and reporting framework.

A description of the nature of Council's operations and its principal activities are provided in Note 2(b).

Through the use of the internet, we have ensured that our reporting is timely, complete and available at minimum cost. All press releases, financial statements and other information are publicly available on our website: council@brokenhill.nsw.gov.au.

Council of the City of Broken Hill

General Purpose Financial Statements
for the year ended 30 June 2018

Understanding Council's financial statements

Introduction

Each year, individual local governments across New South Wales are required to present a set of audited financial statements to their council and community.

What you will find in the statements

The financial statements set out the financial performance, financial position and cash flows of Council for the financial year ended 30 June 2018.

The format of the financial statements is standard across all NSW Councils and complies with both the accounting and reporting requirements of Australian Accounting Standards and requirements as set down by the Office of Local Government.

About the Councillor/Management Statement

The financial statements must be certified by senior staff as 'presenting fairly' the Council's financial results for the year and are required to be adopted by Council – ensuring both responsibility for and ownership of the financial statements.

About the primary financial statements

The financial statements incorporate five 'primary' financial statements:

1. The Income Statement

Summarises Council's financial performance for the year, listing all income and expenses.

This statement also displays Council's original adopted budget to provide a comparison between what was projected and what actually occurred.

2. The Statement of Comprehensive Income

Primarily records changes in the fair value of Council's Infrastructure, Property, Plant and Equipment.

3. The Statement of Financial Position

A 30 June snapshot of Council's financial position indicating its assets, liabilities and "net wealth".

4. The Statement of Changes in Equity

The overall change for the year (in dollars) of Council's "net wealth".

5. The Statement of Cash Flows

Indicates where Council's cash came from and where it was spent. This statement also displays Council's original adopted budget to provide a comparison between what was projected and what actually occurred.

About the Notes to the Financial Statements

The Notes to the Financial Statements provide greater detail and additional information on the five primary financial statements.

About the Auditor's Reports

Council's annual financial statements are required to be audited by the NSW Audit Office. In NSW the auditor provides 2 audit reports:

1. an opinion on whether the financial statements present fairly the Council's financial performance and position, and
2. their observations on the conduct of the audit, including commentary on the Council's financial performance and financial position.

Who uses the financial statements?

The financial statements are publicly available documents and must be presented at a Council meeting between seven days and five weeks after the date of the Audit Report.

The public can make submissions to Council up to seven days subsequent to the public presentation of the financial statements.

Council is required to forward an audited set of financial statements to the Office of Local Government.

Council of the City of Broken Hill

General Purpose Financial Statements
for the year ended 30 June 2018

Statement by Councillors and Management
made pursuant to Section 413(2)(c) of the *Local Government Act 1993 (NSW)* (as amended)

The attached General Purpose Financial Statements have been prepared in accordance with:

- the *Local Government Act 1993 (NSW)* (as amended) and the regulations made thereunder,
- the Australian Accounting Standards and other pronouncements of the Australian Accounting Standards Board
- the Local Government Code of Accounting Practice and Financial Reporting.

To the best of our knowledge and belief, these financial statements:

- present fairly the Council's operating result and financial position for the year,
- accord with Council's accounting and other records.

We are not aware of any matter that would render these statements false or misleading in any way.

Signed in accordance with a resolution of Council made on 29 August 2018.

Darriea Turley AM
Mayor
29 August 2018

Marion Browne
Councillor
29 August 2018

James Roncon
General Manager
29 August 2018

Jay Nankivell
Responsible Accounting Officer
29 August 2018

Council of the City of Broken Hill

Income Statement
for the year ended 30 June 2018

Original unaudited budget 2018	$ '000	Notes	Actual 2018	Actual 2017
	Income from continuing operations			
	Revenue:			
17,264	Rates and annual charges	3a	17,068	17,498
3,462	User charges and fees	3b	3,840	3,985
1,015	Interest and investment revenue	3c	924	831
504	Other revenues	3d	518	829
6,363	Grants and contributions provided for operating purposes	3e,f	6,283	9,403
3,639	Grants and contributions provided for capital purposes	3e,f	97	4,287
	Other income:			
211	Net gains from the disposal of assets	5	29	–
32,458	Total income from continuing operations		28,759	36,833
	Expenses from continuing operations			
13,958	Employee benefits and on-costs	4a	13,748	14,384
504	Borrowing costs	4b	629	493
5,741	Materials and contracts	4c	8,550	6,138
6,431	Depreciation and amortisation	4d	7,799	6,623
4,005	Other expenses	4e	4,117	4,116
–	Net losses from the disposal of assets	5	–	10,430
–	Revaluation decrement / impairment of IPP&E	4d	–	887
30,639	Total expenses from continuing operations		34,843	43,071
1,819	Operating result from continuing operations		**(6,084)**	**(6,238)**
1,819	Net operating result for the year		(6,084)	(6,238)
1,819	Net operating result attributable to Council		(6,084)	(6,238)
(1,820)	Net operating result for the year before grants and contributions provided for capital purposes		(6,181)	(10,525)

This statement should be read in conjunction with the accompanying notes.

Council of the City of Broken Hill

Statement of Comprehensive Income
for the year ended 30 June 2018

$ '000	Notes	2018	2017
Net operating result for the year (as per Income Statement)		**(6,084)**	**(6,238)**
Other comprehensive income:			
Amounts that will not be reclassified subsequently to the operating result			
Gain (loss) on revaluation of IPP&E	9a	–	(11,848)
Total items which will not be reclassified subsequently to the operating result		**–**	**(11,848)**
Amounts that will be reclassified subsequently to the operating result when specific conditions are met			
Nil			
Total other comprehensive income for the year		**–**	**(11,848)**
Total comprehensive income for the year		(6,084)	(18,086)
Total comprehensive income attributable to Council		(6,084)	(18,086)

This statement should be read in conjunction with the accompanying notes.

Council of the City of Broken Hill

Statement of Financial Position
as at 30 June 2018

$ '000	Notes	2018	2017
ASSETS			
Current assets			
Cash and cash equivalents	6a	27,509	19,800
Investments	6b	1,000	2,000
Receivables	7	4,766	2,942
Inventories	8	115	84
Other	8	155	229
Total current assets		**33,545**	**25,055**
Non-current assets			
Receivables	7	75	128
Infrastructure, property, plant and equipment	9	213,974	216,869
Total non-current assets		**214,049**	**216,997**
TOTAL ASSETS		247,594	242,052
LIABILITIES			
Current liabilities			
Payables	10	5,758	2,551
Income received in advance	10	139	38
Borrowings	10	628	734
Provisions	11	4,269	4,928
Total current liabilities		**10,794**	**8,251**
Non-current liabilities			
Borrowings	10	13,075	3,576
Provisions	11	6,141	6,557
Total non-current liabilities		**19,216**	**10,133**
TOTAL LIABILITIES		30,010	18,384
Net assets		217,584	223,668
EQUITY			
Accumulated surplus	12	108,767	114,851
Revaluation reserves	12	108,817	108,817
Total equity		217,584	223,668

This statement should be read in conjunction with the accompanying notes.

Council of the City of Broken Hill

Statement of Changes in Equity
for the year ended 30 June 2018

$ '000	Notes	2018 Accumulated surplus	IPP&E revaluation reserve	Total equity	2017 Accumulated surplus	IPP&E revaluation reserve	Total equity
Opening balance		114,851	108,817	**223,668**	121,089	120,665	**241,754**
Net operating result for the year		**(6,084)**	**–**	**(6,084)**	**(6,238)**	**–**	**(6,238)**
Other comprehensive income							
– Gain (loss) on revaluation of IPP&E	9a	–	–	**–**	–	(11,848)	**(11,848)**
Other comprehensive income		**–**	**–**	**–**	**–**	**(11,848)**	**(11,848)**
Total comprehensive income		**(6,084)**	**–**	**(6,084)**	**(6,238)**	**(11,848)**	**(18,086)**
Equity – balance at end of the reporting period		**108,767**	**108,817**	**217,584**	**114,851**	**108,817**	**223,668**

This statement should be read in conjunction with the accompanying notes.

Council of the City of Broken Hill

Statement of Cash Flows
for the year ended 30 June 2018

Original unaudited budget 2018	$ '000	Notes	Actual 2018	Actual 2017
	Cash flows from operating activities			
	Receipts:			
16,746	Rates and annual charges		17,060	17,232
3,358	User charges and fees		2,097	3,608
503	Investment and interest revenue received		888	571
9,702	Grants and contributions		6,380	13,690
–	Bonds, deposits and retention amounts received		2	24
489	Other		3,652	2,036
	Payments:			
(13,539)	Employee benefits and on-costs		(13,568)	(14,756)
(5,569)	Materials and contracts		(10,689)	(6,592)
(504)	Borrowing costs		(530)	(434)
(3,885)	Other		(3,152)	(3,210)
7,301	**Net cash provided by operating activities**	13b	2,140	12,169
	Cash flows from investing activities			
	Receipts:			
–	Sale of investment securities		1,004	378
211	Sale of infrastructure, property, plant and equipment		196	1,817
–	Deferred debtors receipts		47	–
	Payments:			
(15,000)	Purchase of investment securities		–	(2,189)
(9,760)	Purchase of infrastructure, property, plant and equipment		(5,071)	(9,166)
–	Deferred debtors and advances made		–	(5)
(24,549)	**Net cash used in investing activities**		(3,824)	(9,165)
	Cash flows from financing activities			
	Receipts:			
10,000	Proceeds from borrowings and advances		13,400	–
	Payments:			
(783)	Repayment of borrowings and advances		(4,007)	(1,547)
9,217	**Net cash flow provided by financing activities**		9,393	(1,547)
(8,031)	**Net increase/(decrease) in cash and cash equivalents**		7,709	1,457
–	Plus: **cash and cash equivalents – beginning of year**	13a	19,800	18,343
(8,031)	**Cash and cash equivalents – end of the year**	13a	27,509	19,800
	Additional Information:			
	plus: **Investments on hand – end of year**	6b	1,000	2,000
	Total cash, cash equivalents and investments		28,509	21,800

This statement should be read in conjunction with the accompanying notes.

Council of the City of Broken Hill

Notes to the Financial Statements
for the year ended 30 June 2018

Contents of the notes accompanying the financial statements

Note	Details	Page
1	Basis of preparation	10
2(a)	Council functions/activities – financial information	13
2(b)	Council functions/activities – component descriptions	14
3	Income from continuing operations	15
4	Expenses from continuing operations	20
5	Gains or losses from the disposal of assets	25
6(a)	Cash and cash equivalent assets	25
6(b)	Investments	26
6(c)	Restricted cash, cash equivalents and investments – details	27
7	Receivables	28
8	Inventories and other assets	29
9(a)	Infrastructure, property, plant and equipment	30
9(b)	Infrastructure, property, plant and equipment – current year impairments	32
10	Payables and borrowings	33
11	Provisions	36
12	Accumulated surplus, revaluation reserves, changes in accounting policies, changes in accounting estimates and errors	40
13	Statement of cash flows – additional information	40
14	Commitments for expenditure	41
15	Contingencies and other liabilities/assets not recognised	42
16	Financial risk management	46
17	Material budget variations	50
18	Fair value measurement	52
19	Related party transactions	60
20	Statement of developer contributions	61
21(a)	Statement of performance measures – consolidated results	62
	Additional council disclosures (unaudited)	
21(b)	Statement of performance measures – consolidated results (graphs)	64

Council of the City of Broken Hill

Notes to the Financial Statements
for the year ended 30 June 2018

Note 1. Basis of preparation

These financial statements were authorised for issue by Council on 29/08/2018.

Council has the power to amend and reissue these financial statements.

The principal accounting policies adopted in the preparation of these financial statements are set out below. These policies have been consistently applied to all the years presented, unless otherwise stated.

Basis of preparation

These general purpose financial statements have been prepared in accordance with Australian Accounting Standards and Australian Accounting Interpretations, the *Local Government Act 1993 (NSW)* and Regulations, and the Local Government Code of Accounting Practice and Financial Reporting. Council is a not-for-profit entity for the purpose of preparing these financial statements.

The financial statements are presented in Australian dollars and are rounded to the nearest thousand dollars.

Full dollars have been used in Note 19 Related party disclosures in relation to the disclosure of specific related party transactions.

Unless otherwise indicated, all amounts disclosed in the financial statements are actual amounts.

Specific budgetary amounts have been included for comparative analysis (to actuals) in the following reports and notes:

- Income statement
- Statement of cash flows
- Note 17 – Material budget variations

and are clearly marked.

(a) New and amended standards adopted by Council

There have been no new (or amended) accounting standards adopted by Council in this year's financial statements which have had any material impact on reported financial position, performance or cash flows.

(b) Historical cost convention

These financial statements have been prepared under the historical cost convention, as modified by the revaluation of certain financial assets and liabilities and certain classes of infrastructure, property, plant and equipment and investment property.

(c) Significant accounting estimates and judgements

The preparation of financial statements requires the use of certain critical accounting estimates. It also requires management to exercise its judgement in the process of applying the Council's accounting policies.

Estimates and judgements are continually evaluated and are based on historical experience and other factors, including expectations of future events that may have a financial impact on the Council and that are believed to be reasonable under the circumstances.

Critical accounting estimates and assumptions

Council makes estimates and assumptions concerning the future. The resulting accounting estimates will, by definition, seldom equal the related actual results. The estimates and assumptions that have a significant risk

Council of the City of Broken Hill

Notes to the Financial Statements
for the year ended 30 June 2018

Note 1. Basis of preparation (continued)

of causing a material adjustment to the carrying amounts of assets and liabilities within the next financial year include:

(i) estimated fair values of infrastructure, property, plant and equipment

(ii) estimated tip remediation provisions

(iii) employee benefit provisions

Significant judgements in applying the Council's accounting policies

(iv) Impairment of receivables

Council has made a significant judgement about the impairment of a number of its receivables in Note 7.

Monies and other assets received by Council

(a) The Consolidated Fund

In accordance with the provisions of Section 409(1) of the *Local Government Act 1993 (NSW)*, all money and other assets received by Council is held in the Council's Consolidated Fund unless it is required to be held in the Council's Trust Fund.

Cash and other assets of the following entities have been included as part of the Consolidated Fund:

- General purpose operations
- Waste Management operations
- Civic Centre operations
- Airport operations

(b) The Trust Fund

In accordance with the provisions of Section 411 of the Local Government Act 1993 (NSW) (as amended), a separate and distinct Trust Fund is maintained to account for all money and other assets received by the Council in trust which must be applied only for the purposes of, or in accordance with the trusts relating to those monies. Trust monies and other assets subject to Council's control have been included in these reports.

Goods and Services Tax (GST)

Revenues, expenses and assets are recognised net of the amount of associated GST, unless the GST incurred is not recoverable from the taxation authority. In this case it is recognised as part of the cost of acquisition of the asset or as part of the expense.

Receivables and payables are stated inclusive of the amount of GST receivable or payable. The net amount of GST recoverable from, or payable to the taxation authority is included with other receivables or payables in the Statement of Financial Position.

Cash flows are presented on a gross basis. The GST components of cash flows arising from investing or financing activities which that are recoverable from, or payable to the taxation authority are presented as operating cash flows.

Council of the City of Broken Hill

Notes to the Financial Statements
for the year ended 30 June 2018

Note 1. Basis of preparation (continued)

New accounting standards and interpretations issued not yet effective

Certain new accounting standards and interpretations have been published that are not mandatory for the current reporting period and which have not been applied.

As at the date of authorisation of these financial statements, Council does not consider that any of those standards are likely to have a material impact on the Council's future financial statements, financial position, financial performance or cash flows.

Council has not elected to apply any pronouncements before their operative date in these financial statements.

Council of the City of Broken Hill

Notes to the Financial Statements
for the year ended 30 June 2018

Note 2(a). Council functions/activities – financial information

$ '000	Income, expenses and assets have been directly attributed to the following functions/activities. Details of these functions/activities are provided in Note 2(b).									
Functions/activities	Income from continuing operations		Expenses from continuing operations		Operating result from continuing operations		Grants included in income from continuing operations		Total assets held (current and non-current)	
	2018	2017	**2018**	2017	**2018**	2017	**2018**	2017	**2018**	2017
Our Community	1,852	5,482	15,621	24,942	(13,769)	(19,460)	1,136	3,781	194,140	186,391
Our Economy	1,384	5,432	4,540	4,849	(3,156)	583	528	3,654	9,705	9,706
Our Environment	4,498	4,138	4,373	4,241	125	(103)	21	26	5,698	5,727
Our Leadership	21,025	21,781	10,309	9,039	10,716	12,742	4,604	5,999	38,051	40,228
Total functions and activities	**28,759**	**36,833**	**34,843**	**43,071**	**(6,084)**	**(6,238)**	**6,289**	**13,460**	**247,594**	**242,052**

Council of the City of Broken Hill

Notes to the Financial Statements
for the year ended 30 June 2018

Note 2(b). Council functions/activities – component descriptions

Details relating to the Council's functions/activities as reported in Note 2(a) are as follows:

Our Community

Our Community is our people and how we can work together to ensure we position ourselves to retain our sense of identity, our health, wellbeing, social inclusion and connectedness.

Our Economy

In order to reduce our reliance on the mining industry, the community identified strategies that reflect a commitment and determination to expand our thinking and adapt to remain relevant in the world as it is today. This means building on existing economic platforms, like art, culture and tourism, and building on new opportunities such as technology, renewable energies and education.

Our Environment

Our environment relates to the conservation and preservation of the natural environment and the greater reduction of the human impact on the surrounding environment to ensure a sustainable and healty community.

Our Leadership

Community leadership is essential to ensure the goal and objectives of the Broken Hill City Council's long term plan are achieved. Our leadership is a coordinated approach to add value and ownership of the Community Stratedgic Plan.

Council of the City of Broken Hill

Notes to the Financial Statements
for the year ended 30 June 2018

Note 3. Income from continuing operations

$ '000	2018	2017
(a) Rates and annual charges		
Ordinary rates		
Residential	8,771	9,250
Farmland	21	21
Mining	2,255	2,352
Business	3,428	3,364
Less: rates levied on council properties	(74)	(81)
Total ordinary rates	**14,401**	**14,906**
Annual charges (pursuant to s.496, s.496A, s.496B, s.501 & s.611)		
Domestic waste management services	2,667	2,592
Total annual charges	**2,667**	**2,592**
TOTAL RATES AND ANNUAL CHARGES	17,068	17,498

Council has used 2016 year valuations provided by the NSW Valuer General in calculating its rates.

Accounting policy for rates and annual charges

Rates, annual charges, grants and contributions (including developer contributions) are recognised as revenue when the Council obtains control over the assets comprising these receipts. Developer contributions may only be expended for the purposes for which the contributions were required, but the Council may apply contributions according to the priorities established in work schedules.

Control over assets acquired from rates and annual charges is obtained at the commencement of the rating year as it is an enforceable debt linked to the rateable property or, where earlier, upon receipt of the rates.

Council of the City of Broken Hill

Notes to the Financial Statements
for the year ended 30 June 2018

Note 3. Income from continuing operations (continued)

$ '000	2018	2017
(b) User charges and fees		
Specific user charges (per s.502 – specific 'actual use' charges)		
Waste management services (non-domestic)	691	701
Total specific user charges	**691**	**701**
Other user charges and fees		
(i) Fees and charges – statutory and regulatory functions (per s.608)		
Animal control	45	32
Inspection services	50	58
Private works – section 67	725	832
Regulatory/ statutory fees	137	127
Section 149 certificates (EPA Act)	71	73
Section 603 certificates	35	30
Other	46	18
Total fees and charges – statutory/regulatory	**1,109**	**1,170**
(ii) Fees and charges – other (incl. general user charges (per s.608))		
Art gallery	57	76
Airport	588	722
Burial fees	177	189
Community services and aged care fees	242	234
Land development	68	67
Living desert fees	176	165
Museum	–	44
Parking fees	40	–
Public halls	19	103
Royalties	93	82
Swimming centre / pool	26	14
Tourism and area promotion	199	226
Waste disposal tipping fees	289	165
Other	66	27
Total fees and charges – other	**2,040**	**2,114**
TOTAL USER CHARGES AND FEES	3,840	3,985

Accounting policy for user charges and fees

User charges and fees are recognised as revenue when the service has been provided.

Council of the City of Broken Hill

Notes to the Financial Statements
for the year ended 30 June 2018

Note 3. Income from continuing operations (continued)

$ '000	2018	2017
(c) Interest and investment revenue (including losses)		
Interest		
– Overdue rates and annual charges (incl. special purpose rates)	150	149
– Cash and investments	770	493
Fair value adjustments		
– Fair valuation movements in investments (at fair value or held for trading)	4	189
TOTAL INTEREST AND INVESTMENT REVENUE	924	831
Interest revenue is attributable to:		
Unrestricted investments/financial assets:		
Overdue rates and annual charges (general fund)	150	149
General Council cash and investments	760	675
Restricted investments/funds – external:		
Development contributions		
– Section 7.11	14	7
Total interest and investment revenue recognised	**924**	**831**

Accounting policy for interest and investment revenue
Interest income is recognised using the effective interest rate at the date that interest is earned.

(d) Other revenues		
Legal fees recovery – rates and charges (extra charges)	168	160
Commissions and agency fees	48	61
Diesel rebate	17	20
Insurance claim recoveries	33	61
Sales – general	53	148
Sundry income	199	379
TOTAL OTHER REVENUE	518	829

Accounting policy for other revenue
Council recognises revenue when the amount of revenue can be reliably measured, it is probable that future economic benefits will flow to the Council and specific criteria have been met for each of the Council's activities as described below. Council bases its estimates on historical results, taking into consideration the type of customer, the type of transaction and the specifics of each arrangement.

Parking fees and fines are recognised as revenue when the service has been provided, or when the penalty has been applied, whichever occurs first.

Rental income is accounted for on a straight-line basis over the lease term.

Miscellaneous sales are recognised when physical possession has transferred to the customer which is deemed to be the point of transfer of risks and rewards.

Other income is recorded when the payment is due, the value of the payment is notified, or the payment is received, whichever occurs first.

Council of the City of Broken Hill

Notes to the Financial Statements
for the year ended 30 June 2018

Note 3. Income from continuing operations (continued)

$ '000	2018 Operating	2017 Operating	2018 Capital	2017 Capital
(e) Grants				
General purpose (untied)				
Current year allocation				
Financial assistance – general component	4,242	5,657	–	–
Financial assistance – local roads component	251	722	–	–
Other				
Pensioners' rates subsidies – general component	332	342	–	–
Total general purpose	**4,825**	**6,721**	**–**	**–**
Specific purpose				
Pensioners' rates subsidies:				
– Domestic waste management	1	–	–	–
Aged care	–	931	–	–
Animal control	–	10	–	–
Art gallery	533	103	–	–
Community centres	–	–	655	–
Economic development	–	5	–	3,430
Heritage and cultural	27	20	200	–
Library	247	170	–	200
Library – special projects	–	–	(2,310)	–
Noxious weeds	87	6	–	–
Parks and reserves and horticulture	–	–	180	410
Recreation and culture	–	8	89	–
Street lighting	–	105	–	–
Transport (roads to recovery)	28	875	–	–
Transport (other roads and bridges funding)	478	219	1,249	247
Total specific purpose	**1,401**	**2,452**	**63**	**4,287**
Total grants	**6,226**	**9,173**	**63**	**4,287**
Grant revenue is attributable to:				
– Commonwealth funding	4,985	6,379	1,449	3,430
– State funding	1,232	2,771	924	857
– Other funding	9	23	(2,310)	–
	6,226	**9,173**	**63**	**4,287**

Council of the City of Broken Hill

Notes to the Financial Statements
for the year ended 30 June 2018

Note 3. Income from continuing operations (continued)

$ '000	2018 Operating	2017 Operating	2018 Capital	2017 Capital
(f) Contributions				
Other contributions:				
Cash contributions				
Aged and disabled services	–	13	–	–
Heritage/cultural	1	1	–	–
Recreation and culture	32	29	–	–
RMS contributions (regional roads, block grant)	–	101	–	–
Tourism	6	12	–	–
Other	18	74	34	–
Total other contributions – cash	**57**	**230**	**34**	**–**
Total other contributions	**57**	**230**	**34**	**–**
Total contributions	57	230	34	–
TOTAL GRANTS AND CONTRIBUTIONS	6,283	9,403	97	4,287

Accounting policy for contributions

Control over grants and contributions is normally obtained upon their receipt (or acquittal) and is valued at the fair value of the granted or contributed asset at the date of transfer.

Where grants or contributions recognised as revenues during the financial year were obtained on condition that they be expended in a particular manner or used over a particular period and those conditions were un-discharged at reporting date, the unused grant or contribution is disclosed above.

A liability is recognised in respect of revenue that is reciprocal in nature to the extent that the requisite service has not been provided at reporting date.

$ '000	2018	2017
(g) Unspent grants and contributions		
Certain grants and contributions are obtained by Council on condition that they be spent in a specified manner:		
Operating grants		
Unexpended at the close of the previous reporting period	7,095	4,505
Add: operating grants recognised in the current period but not yet spent	4,252	3,683
Less: operating grants recognised in a previous reporting period now spent	(3,967)	(1,093)
Unexpended and held as restricted assets (operating grants)	7,380	7,095

Council of the City of Broken Hill

Notes to the Financial Statements
for the year ended 30 June 2018

Note 4. Expenses from continuing operations

$ '000	2018	2017
(a) Employee benefits and on-costs		
Salaries and wages	9,121	9,286
Employee termination costs (where material – other than vested leave paid)	18	997
Travel expenses	219	165
Employee leave entitlements (ELE)	2,581	2,354
Superannuation	1,211	1,213
Workers' compensation insurance	410	342
Fringe benefit tax (FBT)	19	17
Training costs (other than salaries and wages)	207	209
Other	102	65
Total employee costs	**13,888**	**14,648**
Less: capitalised costs	(140)	(264)
TOTAL EMPLOYEE COSTS EXPENSED	13,748	14,384

Accounting policy for employee benefits and on-costs
Employee benefit expenses are recorded when the service has been provided by the employee.

Retirement benefit obligations
All employees of the Council are entitled to benefits on retirement, disability or death. Council contributes to various defined benefit plans and defined contribution plans on behalf of its employees.

Superannuation plans
Contributions to defined contribution plans are recognised as an expense as they become payable. Prepaid contributions are recognised as an asset to the extent that a cash refund or a reduction in the future payments is available.

Council participates in a Defined Benefit Plan under the Local Government Superannuation Scheme, however, when sufficient information to account for the plan as a defined benefit is not available and therefore Council accounts for its obligations to defined benefit plans on the same basis as its obligations to defined contribution plans, i.e. as an expense when it becomes payable – refer to Note 15 for more information.

(b) Borrowing costs		2018	2017
(i) Interest bearing liability costs			
Interest on loans		629	422
Total interest bearing liability costs expensed		**629**	**422**
(ii) Other borrowing costs			
Discount adjustments relating to movements in provisions (other than ELE)			
– Remediation liabilities	11	–	71
Total other borrowing costs		**–**	**71**
TOTAL BORROWING COSTS EXPENSED		629	493

Accounting policy for borrowing costs
Borrowing costs incurred for the construction of any qualifying asset are capitalised during the period of time that is required to complete and prepare the asset for its intended use or sale. Other borrowing costs are expensed.

Council of the City of Broken Hill

Notes to the Financial Statements
for the year ended 30 June 2018

Note 4. Expenses from continuing operations (continued)

$ '000	2018	2017
(c) Materials and contracts		
Raw materials and consumables	2,324	2,177
Contractor and consultancy costs	3,303	3,645
Auditors remuneration [2]	66	53
Legal expenses:		
– Legal expenses: debt recovery	174	121
– Legal expenses: other	2,647	109
Operating leases:		
– Operating lease rentals: minimum lease payments [1]	36	33
TOTAL MATERIALS AND CONTRACTS	8,550	6,138

Operating leases

Leases in which a significant portion of the risks and rewards of ownership are not transferred to Council as lessee are classified as operating leases. Payments made under operating leases (net of any incentives received from the lessor) are charged to the income statement on a straight-line basis over the period of the lease.

1. Operating lease payments are attributable to:

Other	36	33
	36	**33**

2. Auditor remuneration

During the year the following fees were paid or payable for services provided by the auditor of Council, related practices and non-related audit firms

Auditors of the Council – NSW Auditor-General:

(i) Audit and other assurance services		
Audit and review of financial statements	66	53
Remuneration for audit and other assurance services	**66**	**53**
Total Auditor-General remuneration	**66**	**53**
Total Auditor remuneration	**66**	**53**

Council of the City of Broken Hill

Notes to the Financial Statements
for the year ended 30 June 2018

Note 4. Expenses from continuing operations (continued)

$ '000	Notes	2018	2017
(d) Depreciation, amortisation and impairment			
Depreciation and amortisation			
Plant and equipment		451	468
Office equipment		13	21
Furniture and fittings		74	82
Infrastructure:			
– Buildings – non-specialised		2,247	2,263
– Buildings – specialised		127	101
– Other structures		574	55
– Roads		3,391	2,903
– Footpaths		331	301
– Stormwater drainage		186	169
– Swimming pools		189	107
– Other open space/recreational assets		185	122
Other assets:			
– Other		2	2
Reinstatement, rehabilitation and restoration assets:			
– Tip assets	9 & 11	29	29
Total depreciation and amortisation costs		7,799	6,623

Council of the City of Broken Hill

Notes to the Financial Statements
for the year ended 30 June 2018

Note 4. Expenses from continuing operations (continued)

$ '000	2018	2017
(d) Depreciation, amortisation and impairment (continued)		
Impairment / revaluation decrement of IPP&E		
Operational land	–	47
Infrastructure:		
– Buildings – non-specialised	–	840
Total IPP&E impairment / revaluation decrement costs / (reversals)	**–**	**887**
TOTAL DEPRECIATION, AMORTISATION AND IMPAIRMENT / REVALUATION DECREMENT COSTS EXPENSED	7,799	7,510

Accounting policy for depreciation, amortisation and impairment expenses

Depreciation and amortisation

Depreciation and amortisation are calculated using the straight line method to allocate their cost, net of their residual values, over their estimated useful lives. Useful lives are included in Note 9 for IPPE assets.

Impairment of non-financial assets

Other assets are tested for impairment whenever events or changes in circumstances indicate that the carrying amount may not be recoverable. An impairment loss is recognised for the amount by which the asset's carrying amount exceeds its recoverable amount. The recoverable amount is the higher of an asset's fair value less costs to sell and value in use.

For the purposes of assessing impairment, assets are grouped at the lowest levels for which there are separately identifiable cash inflows that are largely independent of the cash inflows from other assets or groups of assets (cash-generating units). Non-financial assets that suffered an impairment are reviewed for possible reversal of the impairment at each reporting date.

Impairment losses for revalued assets are firstly offset against the amount in the revaluation surplus for the class of asset, with only the excess to be recognised in the Income Statement.

Impairment of financial assets

Council assesses at the end of each reporting period whether there is objective evidence that a financial asset or group of financial assets is impaired. A financial asset or a group of financial assets is impaired and impairment losses are incurred only if there is objective evidence of impairment as a result of one or more events that occurred after the initial recognition of the asset (a 'loss event') and that loss event (or events) has an impact on the estimated future cash flows of the financial asset or group of financial assets that can be reliably estimated.

Council of the City of Broken Hill

Notes to the Financial Statements
for the year ended 30 June 2018

Note 4. Expenses from continuing operations (continued)

$ '000	2018	2017
(e) Other expenses		
Advertising	82	128
Bad and doubtful debts	51	110
Bank charges	70	66
Contributions/levies to other levels of government	509	495
Councillor expenses – mayoral fee	48	32
Councillor expenses – councillors' fees	165	152
Donations, contributions and assistance to other organisations (Section 356)	241	225
Electricity and heating	540	441
Insurance	412	858
Investment fees	7	5
Internet access	97	39
Postage	59	80
Printing and stationery	100	100
Promotion	40	56
Street lighting	472	380
Subscriptions and publications	155	161
Telephone and communications	110	117
Water charges and consumption	767	649
Other	2	–
Other	190	22
TOTAL OTHER EXPENSES	4,117	4,116

Accounting policy for other expenses

Other expenses are recorded on an accruals basis as the Council receives the goods or services.

Council of the City of Broken Hill

Notes to the Financial Statements
for the year ended 30 June 2018

Note 5. Gains or losses from the disposal of assets

$ '000	Notes	2018	2017
Property (excl. investment property)	9		
Proceeds from disposal – property		–	1,773
Less: carrying amount of property assets sold/written off		–	(11,997)
Net gain/(loss) on disposal		**–**	**(10,224)**
Plant and equipment	9		
Proceeds from disposal – plant and equipment		196	44
Less: carrying amount of plant and equipment assets sold/written off		(167)	(212)
Net gain/(loss) on disposal		**29**	**(168)**
Infrastructure	9		
Less: carrying amount of infrastructure assets sold/written off		–	(38)
Net gain/(loss) on disposal		**–**	**(38)**
Financial assets	6		
Proceeds from disposal/redemptions/maturities – financial assets		–	189
Less: carrying amount of financial assets sold/redeemed/matured		–	(189)
Net gain/(loss) on disposal		**–**	**–**
NET GAIN/(LOSS) ON DISPOSAL OF ASSETS		29	(10,430)

Accounting policy for disposal of assets
The gain or loss on sale of an asset is determined when control of the asset has irrevocably passed to the buyer and the asset is derecognised.

Note 6(a). Cash and cash equivalent assets

Cash and cash equivalents		
Cash on hand and at bank	5,260	330
Cash-equivalent assets		
– Managed funds	7,607	–
– Short-term deposits	14,642	19,470
Total cash and cash equivalents	**27,509**	**19,800**

Accounting policy for cash and cash equivalents
For Statement of Cash Flow presentation purposes, cash and cash equivalents includes cash on hand; deposits held at call with financial institutions; other short-term, highly liquid investments with original maturities of three months or less that are readily convertible to known amounts of cash and which are subject to an insignificant risk of changes in value; and bank overdrafts. Bank overdrafts are shown within borrowings in current liabilities on the Statement of Financial Position.

Council of the City of Broken Hill

Notes to the Financial Statements
for the year ended 30 June 2018

Note 6(b). Investments

$ '000	2018 Current	2018 Non-current	2017 Current	2017 Non-current
Investments				
'Held to maturity'	1,000	–	2,000	–
Total investments	**1,000**	**–**	**2,000**	**–**
TOTAL CASH ASSETS, CASH EQUIVALENTS AND INVESTMENTS	28,509	–	21,800	–
Held to maturity investments				
Long term deposits	1,000	–	2,000	–
Total	**1,000**	**–**	**2,000**	**–**

Accounting policy for investments

Classification
Council classifies its financial assets in the following categories: financial assets at fair value through profit or loss; loans and receivables; held-to-maturity investments; and available-for-sale financial assets. The classification depends on the purpose for which the investments were acquired. Management determines the classification of its investments at initial recognition and, in the case of assets classified as held-to-maturity, re-evaluates this designation at each reporting date.

Held to maturity investments
Held-to-maturity investments are non-derivative financial assets with fixed or determinable payments and fixed maturities that Council's management has the positive intention and ability to hold to maturity. Assets in this category are measured at amortised cost.

Recognition and de-recognition
Regular purchases and sales of financial assets are recognised on trade-date: the date on which Council commits to purchase or sell the asset. Investments are initially recognised at fair value plus transaction costs for all financial assets not carried at fair value through profit or loss. Financial assets carried at fair value through profit or loss are initially recognised at fair value and transaction costs are expensed in the income statement. Investments are derecognised when the rights to receive cash flows from the financial assets have expired or have been transferred and Council has transferred substantially all the risks and rewards of ownership.

When securities classified as available-for-sale are sold, the accumulated fair value adjustments recognised in equity are included in the income statement as gains and losses from investment securities.

Council of the City of Broken Hill

Notes to the Financial Statements
for the year ended 30 June 2018

Note 6(c). Restricted cash, cash equivalents and investments – details

$ '000	2018 Current	2018 Non-current	2017 Current	2017 Non-current
Total cash, cash equivalents and investments	28,509	–	21,800	–
attributable to:				
External restrictions (refer below)	13,395	–	11,338	–
Internal restrictions (refer below)	13,786	–	7,211	–
Unrestricted	1,328	–	3,251	–
	28,509	**–**	**21,800**	**–**

$ '000	2018	2017
Details of restrictions		
External restrictions – included in liabilities		
Bonds reserve	45	45
External restrictions – included in liabilities	45	45
External restrictions – other		
Developer contributions – general	461	447
Specific purpose unexpended grants	7,380	6,648
Domestic waste management	4,986	3,754
Royalties	523	444
External restrictions – other	13,350	11,293
Total external restrictions	13,395	11,338
Internal restrictions		
Infrastructure replacement	21	21
Employees leave entitlement	893	857
Security bonds, deposits and retentions	74	72
Plant purchase reserve	971	942
Other (innovation reserve)	1,000	1,000
Other (infrastructure replacement)	10,000	3,720
Other (regional aquatic centre reserve)	103	103
Other	724	496
Total internal restrictions	**13,786**	**7,211**
TOTAL RESTRICTIONS	27,181	18,549

Council of the City of Broken Hill

Notes to the Financial Statements
for the year ended 30 June 2018

Note 7. Receivables

$ '000	2018 Current	2018 Non-current	2017 Current	2017 Non-current
Purpose				
Rates and annual charges	2,031	–	1,994	–
Interest and extra charges	524	–	475	–
User charges and fees	2,168	–	308	–
GST receivable	208	–	224	–
Accrued revenues				
– Interest on investments	30	–	47	–
– Other income accruals	70	–	121	–
Deferred debtors	69	75	63	128
Total	**5,100**	**75**	**3,232**	**128**
Less: provision for impairment				
Rates and annual charges	(190)	–	(161)	–
User charges and fees	(144)	–	(129)	–
Total provision for impairment – receivables	**(334)**	**–**	**(290)**	**–**
TOTAL NET RECEIVABLES	4,766	75	2,942	128

There are no restrictions applicable to the above assets.

Movement in provision for impairment of receivables	2018	2017
Balance at the beginning of the year	290	297
+ new provisions recognised during the year	44	–
– amounts already provided for and written off this year	–	(7)
Balance at the end of the year	**334**	**290**

Accounting policy for receivables

Recognition and measurement

Loans and receivables are non-derivative financial assets with fixed or determinable payments that are not quoted in an active market. They are included in current assets, except for those with maturities greater than 12 months after the reporting date which are classified as non-current assets. Loans and receivables are included in other receivables (Note 8) and receivables (Note 7) in the Statement of Financial Position. Receivables are recognised initially at fair value and subsequently measured at amortised cost using the effective interest method, less provision for impairment. Receivables are generally due for settlement within 30 days.

Cash flows relating to short-term receivables are not discounted if the effect of discounting is immaterial.

Impairment

For loans and receivables the amount of the loss is measured as the difference between the asset's carrying amount and the present value of estimated future cash flows (excluding future credit losses that have not been incurred) discounted at the financial asset's original effective interest rate. The carrying amount of the asset is reduced and the amount of the loss is recognised in profit or loss.

Collectability of receivables is reviewed on an on-going basis. Debts that are known to be uncollectible are written off by reducing the carrying amount directly. An allowance account (provision for impairment of receivables) is used when there is objective evidence that Council will not be able to collect all amounts due according to the original terms of the receivables.

Council of the City of Broken Hill

Notes to the Financial Statements
for the year ended 30 June 2018

Note 7. Receivables (continued)

Impairment (continued)
Significant financial difficulties of the debtor, probability that the debtor will enter bankruptcy or financial reorganisation, and default or delinquency in payments (more than 30 days overdue) are considered indicators that the receivable is impaired. When a receivable for which an impairment allowance had been recognised becomes uncollectable in a subsequent period it is written off against the allowance account. Subsequent recoveries of amounts previously written off are credited against other expenses in the Income statement.

Note 8. Inventories and other assets

	2018		2017	
$ '000	Current	Non-current	Current	Non-current
(a) Inventories				
Inventories at cost				
Trading stock	115	–	84	–
Total inventories at cost	**115**	**–**	**84**	**–**
TOTAL INVENTORIES	115	–	84	–
(b) Other assets				
Prepayments	155	–	229	–
TOTAL OTHER ASSETS	155	–	229	–

Externally restricted assets
There are no restrictions applicable to the above assets.

Accounting policy
Raw materials and stores, work in progress and finished goods
Raw materials and stores, work in progress and finished goods are stated at the lower of cost and net realisable value. Costs are assigned to individual items of inventory on basis of weighted average costs. Costs of purchased inventory are determined after deducting rebates and discounts. Net realisable value is the estimated selling price in the ordinary course of business less the estimated costs of completion and the estimated costs necessary to make the sale.

Inventory held for distribution
Inventory held for distribution is held at cost, adjusted where applicable for any loss of service potential.

Land held for resale/capitalisation of borrowing costs
Land held for resale is stated at the lower of cost and net realisable value. Cost is assigned by specific identification and includes the cost of acquisition, and development and borrowing costs during development. When development is completed borrowing costs and other holding charges are expensed as incurred.

Borrowing costs included in the cost of land held for resale are those costs that would have been avoided if the expenditure on the acquisition and development of the land had not been made. Borrowing costs incurred while active development is interrupted for extended periods are recognised as expenses.

Council of the City of Broken Hill

Notes to the Financial Statements
for the year ended 30 June 2018

Note 9(a). Infrastructure, property, plant and equipment

Asset class	as at 30/6/2017			Asset movements during the reporting period					as at 30/6/2018		
$ '000	Gross carrying amount	Accumulated depreciation and impairment	Net carrying amount	Additions renewals	Additions new assets	Carrying value of disposals	Depreciation expense	Adjustments and transfers	Gross carrying amount	Accumulated depreciation and impairment	Net carrying amount
Capital work in progress	6,871	–	6,871	1,416	–	–	–	–	8,287	–	8,287
Plant and equipment	11,189	7,187	4,002	–	322	(167)	(451)	–	10,673	6,967	3,706
Office equipment	1,286	1,262	24	–	–	–	(13)	–	1,286	1,275	11
Furniture and fittings	1,387	1,111	276	–	–	–	(74)	–	1,387	1,185	202
Land:											
– Operational land	3,436	–	3,436	–	–	–	–	–	3,437	–	3,437
– Community land	3,499	–	3,499	–	–	–	–	–	3,499	–	3,499
Infrastructure:											
– Buildings – non-specialised	97,958	58,211	39,747	–	37	–	(2,247)	–	97,995	60,458	37,537
– Buildings – specialised	7,901	5,184	2,717	–	–	–	(127)	–	7,901	5,311	2,590
– Other structures	14,005	9,690	4,315	–	–	–	(574)	–	14,005	10,265	3,740
– Roads	192,228	86,365	105,863	1,304	534	–	(3,391)	–	194,065	89,756	104,309
– Footpaths	12,817	5,804	7,013	–	–	–	(331)	–	12,817	6,135	6,682
– Stormwater drainage	13,510	5,104	8,406	–	–	–	(186)	–	13,510	5,291	8,219
– Swimming pools	17,759	3,606	14,153	38	36	–	(189)	–	17,834	3,795	14,039
– Other open space/recreational assets	2,759	1,699	1,060	52	1,783	–	(185)	–	4,594	1,883	2,711
Other assets:											
– Library books	352	352	–	–	–	–	–	–	352	352	–
– Art	9,756	49	9,707	–	–	–	–	–	9,756	51	9,705
– Other	278	225	53	–	–	–	(2)	–	278	225	53
Reinstatement, rehabilitation and restoration assets (refer Note 11):											
– Tip assets	10,022	4,295	5,727	–	–	–	(29)	(451)	9,571	4,324	5,247
TOTAL INFRASTRUCTURE, PROPERTY, PLANT AND EQUIP.	**407,013**	**190,144**	**216,869**	**2,810**	**2,712**	**(167)**	**(7,799)**	**(451)**	**411,247**	**197,273**	**213,974**

Renewals are defined as the replacement of existing assets (as opposed to the acquisition of new assets).

Council of the City of Broken Hill

Notes to the Financial Statements
for the year ended 30 June 2018

Note 9(a). Infrastructure, property, plant and equipment (continued)

Accounting policy for infrastructure, property, plant and equipment
Infrastructure, property, plant and equipment are held at fair value. Independent valuations are performed at least every five years, however the carrying amount of assets is assessed at each reporting date to confirm that it is not materially different from current fair value.

Increases in the carrying amounts arising on revaluation are credited to the asset revaluation reserve. To the extent that the increase reverses a decrease previously recognising profit or loss relating to that asset class, the increase is first recognised as profit or loss. Decreases that reverse previous increases of assets in the same class are first charged against revaluation reserves directly in equity to the extent of the remaining reserve attributable to the class; all other decreases are charged to the Income Statement.

Subsequent costs are included in the asset's carrying amount or recognised as a separate asset, as appropriate, only when it is probable that future economic benefits associated with the item will flow to Council and the cost of the item can be measured reliably. All other repairs and maintenance are charged to the income statement during the financial period in which they are incurred.

Land is not depreciated. Depreciation on other assets is calculated using the straight line method to allocate their cost, net of their residual values, over their estimated useful lives as follows:

Plant and equipment	**Years**	**Other equipment**	**Years**
Office equipment	5 to 10	Playground equipment	5 to 15
Office furniture	10 to 20	Benches, seats etc.	10 to 20
Computer equipment	4		
Vehicles	5 to 8	**Buildings**	
Heavy plant/road making equipment	5 to 8	Buildings: masonry	50 to 100
Other plant and equipment	5 to 15	Buildings: other	20 to 40
Transportation assets		**Stormwater assets**	
Sealed roads: surface	20 to 80	Drains	80 to 100
Sealed roads: structure/pavement	60 to 80	Culverts	50 to 80
Unsealed roads	20	Flood control structures	80 to 100
Bridge: concrete	100		
Bridge: other	50	**Other infrastructure assets**	
Kerb, gutter and footpaths	40	Swimming pools	50
		Unsealed roads	20
		Other open space/recreational assets	20
		Other infrastructure	20

The assets' residual values and useful lives are reviewed, and adjusted if appropriate, at each reporting date. Gains and losses on disposals are determined by comparing proceeds with carrying amount. These are included in the Income statement.

Council of the City of Broken Hill

Notes to the Financial Statements
for the year ended 30 June 2018

Note 9(a). Infrastructure, property, plant and equipment (continued)

Accounting policy for infrastructure, property, plant and equipment (continued)

Land under roads

Land under roads is land under roadways and road reserves including land under footpaths, nature strips and median strips.

Council has elected not to recognise land under roads acquired before 1 July 2008 in accordance with AASB 1051 Land Under Roads.

Land under roads acquired after 1 July 2008 is recognised in accordance with AASB 116 Property, Plant and Equipment.

Crown reserves

Crown Reserves under Council's care and control are recognised as assets of the Council. While ownership of the reserves remains with the Crown, Council retains operational control of the reserves and is responsible for their maintenance and use in accordance with the specific purposes to which the reserves are dedicated. Improvements on Crown Reserves are also recorded as assets, while maintenance costs incurred by Council and revenues relating to the reserves are recognised within Council's Income Statement.

Council of the City of Broken Hill

Notes to the Financial Statements
for the year ended 30 June 2018

Note 10. Payables and borrowings

$ '000	2018 Current	2018 Non-current	2017 Current	2017 Non-current
Payables				
Goods and services – operating expenditure	2,645	–	1,685	–
Accrued expenses:				
– Borrowings	103	–	4	–
– Salaries and wages	214	–	217	–
– Other expenditure accruals	249	–	528	–
Security bonds, deposits and retentions	74	–	72	–
Bonds	45	–	45	–
Unexpended grant payable	2,310	–	–	–
User Charges and Fess	118	–	–	–
Total payables	**5,758**	**–**	**2,551**	**–**
Income received in advance				
Payments received in advance	139	–	38	–
Total income received in advance	**139**	**–**	**38**	**–**
Borrowings				
Loans – secured [1]	628	13,075	734	3,576
Total borrowings	**628**	**13,075**	**734**	**3,576**
TOTAL PAYABLES AND BORROWINGS	6,525	13,075	3,323	3,576

(a) Payables and borrowings relating to restricted assets

	2018 Current	2018 Non-current	2017 Current	2017 Non-current
Externally restricted assets				
Bonds	45	–	45	–
Payables and borrowings relating to externally restricted assets	45	–	45	–
Total payables and borrowings relating to restricted assets	45	–	45	–
Total payables and borrowings relating to unrestricted assets	6,480	13,075	3,278	3,576
TOTAL PAYABLES AND BORROWINGS	6,525	13,075	3,323	3,576

1. Loans are secured over the general rating income of Council

Disclosures on liability interest rate risk exposures, fair value disclosures and security can be found in Note 16.

Council of the City of Broken Hill

Notes to the Financial Statements
for the year ended 30 June 2018

Note 10. Payables and borrowings (continued)

$ '000

(b) Changes in liabilities arising from financing activities

Class of borrowings	2017 Opening balance as at 1/7/17	Cash flows	Non-cash changes: Acquisition	Non-cash changes: Fair value changes	Non-cash changes: Other non-cash movements	2018 Closing balance as at 30/6/18
Loans – secured	4,310	9,393	–	–	–	13,703
TOTAL	**4,310**	**9,393**	**–**	**–**	**–**	**13,703**

$ '000	2018	2017
(c) Financing arrangements		
(i) Unrestricted access was available at balance date to the following lines of credit:		
Credit cards/purchase cards	86	86
Loans - secured	13,760	–
Total financing arrangements	**13,846**	**86**
Drawn facilities as at balance date:		
– Credit cards/purchase cards	32	32
– Loans - secured	13,703	–
Total drawn financing arrangements	**13,735**	**32**
Undrawn facilities as at balance date:		
– Credit cards/purchase cards	54	54
– Loans - secured	33	–
Total undrawn financing arrangements	**87**	**54**

1. The bank overdraft facility may be drawn at any time and may be terminated by the bank without notice.

Council of the City of Broken Hill

Notes to the Financial Statements
for the year ended 30 June 2018

Note 10. Payables and borrowings (continued)

Accounting policy for payables and borrowings

Payables

These amounts represent liabilities for goods and services provided to the Council prior to the end of financial year that are unpaid. The amounts are unsecured and are usually paid within 30 days of recognition.

Borrowings

Borrowings are initially recognised at fair value, net of transaction costs incurred. Borrowings are subsequently measured at amortised cost. Any difference between the proceeds (net of transaction costs) and the redemption amount is recognised in the income statement over the period of the borrowings using the effective interest method. Fees paid on the establishment of loan facilities are recognised as transaction costs of the loan to the extent that it is probable that some or all of the facility will be drawn down. In this case, the fee is deferred until the draw down occurs. To the extent there is no evidence that it is probable that some or all of the facility will be drawn down, the fee is capitalised as a prepayment for liquidity services and amortised over the period of the facility to which it relates.

Borrowings are removed from the Statement of Financial Position when the obligation specified in the contract is discharged, cancelled or expired. The difference between the carrying amount of a financial liability that has been extinguished or transferred to another party and the consideration paid, including any non-cash assets transferred or liabilities assumed, is recognised in other income or finance cost.

Borrowings are classified as current liabilities unless Council has an unconditional right to defer settlement of the liability for at least 12 months after the reporting date.

Finance leases

Leases of property, plant and equipment where Council, as lessee, has substantially all the risks and rewards of ownership are classified as finance leases. Finance leases are capitalised at the lease's inception at the fair value of the leased property or, if lower, the present value of the minimum lease payments. The corresponding rental obligations, net of finance charges, are included in other short-term and long-term payables. Each lease payment is allocated between the liability and finance cost. The finance cost is charged to the income statement over the lease period so as to produce a constant periodic rate of interest on the remaining balance of the liability for each period.

The property, plant and equipment acquired under finance leases is depreciated over the asset's useful life or over the shorter of the asset's useful life and the lease term if there is no reasonable certainty that Council will obtain ownership at the end of the lease term.

Council of the City of Broken Hill

Notes to the Financial Statements
for the year ended 30 June 2018

Note 11. Provisions

$ '000	2018 Current	2018 Non-current	2017 Current	2017 Non-current
Provisions				
Employee benefits:				
Annual leave	1,363	–	1,370	–
Sick leave	151	–	98	–
Long service leave	2,755	196	2,598	161
Time in lieu	–	–	55	–
Sub-total – aggregate employee benefits	**4,269**	**196**	**4,121**	**161**
Asset remediation/restoration:				
Asset remediation/restoration (future works)	–	5,945	–	6,396
Sub-total – asset remediation/restoration	**–**	**5,945**	**–**	**6,396**
Other provisions:				
Project refurbishment litigation (c)	–	–	807	–
Sub-total – other provisions	**–**	**–**	**807**	**–**
TOTAL PROVISIONS	**4,269**	**6,141**	**4,928**	**6,557**

(a) Provisions relating to restricted assets

There are no restricted assets (external or internal) applicable to the above provisions

$ '000	2018	2017
(b) Current provisions not anticipated to be settled within the next twelve months		
The following provisions, even though classified as current, are not expected to be settled in the next 12 months.		
Provisions – employees benefits	514	575
	514	**575**

Council of the City of Broken Hill

Notes to the Financial Statements
for the year ended 30 June 2018

Note 11. Provisions (continued)

$ '000

(c) Description of and movements in provisions

	ELE provisions				
2018	**Annual leave**	**Sick leave**	**Long service leave**	**Other employee benefits**	**Total**
At beginning of year	1,370	98	2,759	55	**4,282**
Other	(7)	53	192	(55)	**183**
Total ELE provisions at end of year	**1,363**	**151**	**2,951**	**–**	**4,465**

	ELE provisions				
2017	**Annual leave**	**Sick leave**	**Long service leave**	**Other employee benefits**	**Total**
At beginning of year	1,462	109	3,003	39	**4,613**
Additional provisions	1,105	(11)	345	68	**1,507**
Amounts used (payments)	(1,191)	–	(580)	(52)	**(1,823)**
Remeasurement effects	(6)	–	(9)	–	**(15)**
Total ELE provisions at end of year	**1,370**	**98**	**2,759**	**1,425**	**4,282**

	Other provisions		
2018	**Project refurbishment litigation (c)**	**Asset remediation**	**Total**
At beginning of year	807	6,396	**7,203**
Changes to provision:			
– Revised life	–	(451)	**(451)**
Amounts reversed	(807)	–	**(807)**
Total other provisions at end of year	**–**	**5,945**	**5,945**

	Other provisions		
2017	**Project refurbishment litigation (c)**	**Asset remediation**	**Total**
At beginning of year	–	1,087	**1,087**
Changes to provision:			
Additional provisions	807	–	**807**
Remeasurement effects	–	5,238	**5,238**
Unwinding of discount	–	71	**71**
Total other provisions at end of year	**807**	**6,396**	**6,396**

Council of the City of Broken Hill

Notes to the Financial Statements
for the year ended 30 June 2018

Note 11. Provisions (continued)

Nature and purpose of non-employee benefit provisions

Asset remediation

Council has a legal/public obligation to make, restore, rehabilitate and reinstate the council tip and quarry.

Accounting policy for provisions

Provisions are recognised when Council has a present legal or constructive obligation as a result of past events, it is probable that an outflow of resources will be required to settle the obligation, and the amount has been reliably estimated.

Where there are a number of similar obligations, the likelihood that an outflow will be required in settlement is determined by considering the class of obligations as a whole. A provision is recognised even if the likelihood of an outflow with respect to any one item included in the same class of obligations may be small.

Provisions are measured at the present value of management's best estimate of the expenditure required to settle the present obligation at the reporting date. The discount rate used to determine the present value reflects current market assessments of the time value of money and the risks specific to the liability. The increase in the provision due to the passage of time is recognised as interest expense.

Employee benefits

Short-term obligations

Liabilities for wages and salaries, including non-monetary benefits, annual leave and accumulating sick leave expected to be wholly settled within 12 months after the end of the period in which the employees render the related service are recognised in respect of employees' services up to the end of the reporting period and are measured at the amounts expected to be paid when the liabilities are settled. The liability for annual leave and accumulating sick leave is recognised in the provision for employee benefits. All other short-term employee benefit obligations are presented as payables.

Other long-term employee benefit obligations

The liability for long service leave and annual leave that is not expected to be wholly settled within 12 months after the end of the period in which the employees render the related service is recognised in the provision for employee benefits and measured as the present value of expected future payments to be made in respect of services provided by employees up to the end of the reporting period using the projected unit credit method.

Consideration is given to expected future wage and salary levels, experience of employee departures, and periods of service. Expected future payments are discounted using market yields at the end of the reporting period on national government bonds with terms to maturity and currency that match, as closely as possible, the estimated future cash outflows.

The obligations are presented as current liabilities in the Statement of Financial Position if the Council does not have an unconditional right to defer settlement for at least 12 months after the reporting date, regardless of when the actual settlement is expected to occur.

Council of the City of Broken Hill

Notes to the Financial Statements
for the year ended 30 June 2018

Note 11. Provisions (continued)

Provisions for close-down and restoration, and environmental clean-up costs – tips and quarries

Restoration

Close down and restoration costs include the dismantling and demolition of infrastructure and the removal of residual materials and remediation of disturbed areas. Estimated close down and restoration costs are provided for in the accounting period when the obligation arising from the related disturbance occurs, whether this occurs during the development or during the operation phase, based on the net present value of estimated future costs.

Provisions for close down and restoration costs do not include any additional obligations which are expected to arise from future disturbance. The costs are estimated on the basis of a closure plan. The cost estimates are calculated annually during the life of the operation to reflect known developments, eg updated cost estimates and revisions to the estimated lives of operations, and are subject to formal review at regular intervals

Rehabilitation

Where rehabilitation is conducted systematically over the life of the operation, rather than at the time of closure, provision is made for the estimated outstanding continuous rehabilitation work at each reporting date and the cost is charged to the Income Statement.

Provision is made for the estimated present value of the costs of environmental clean up obligations outstanding at the reporting date. These costs are charged to the Income Statement. Movements in the environmental clean up provisions are presented as an operating cost, except for the unwinding of the discount which is shown as a borrowing cost.

Remediation procedures generally commence soon after the time the damage, remediation process and estimated remediation costs become known, but may continue for many years depending on the nature of the disturbance and the remediation techniques.

As noted above, the ultimate cost of environmental remediation is uncertain and cost estimates can vary in response to many factors including changes to the relevant legal requirements, the emergence of new restoration techniques or experience at other locations. The expected timing of expenditure can also change, for example in response to changes in quarry reserves or production rates. As a result there could be significant adjustments to the provision for close down and restoration and environmental clean up, which would affect future financial results.

Other movements in the provisions for close down and restoration costs, including those resulting from new disturbance, updated cost estimates, changes to the estimated lives of operations and revisions to discount rates are capitalised within property, plant and equipment. These costs are then depreciated over the lives of the assets to which they relate.

Close down and restoration costs are a normal consequence of tip and quarry operations, and the majority of close down and restoration expenditure is incurred at the end of the life of the operations. Although the ultimate cost to be incurred is uncertain, Council estimates the respective costs based on feasibility and engineering studies using current restoration standards and techniques.

Council of the City of Broken Hill

Notes to the Financial Statements
for the year ended 30 June 2018

Note 12. Accumulated surplus, revaluation reserves, changes in accounting policies, changes in accounting estimates and errors

Nature and purpose of reserves

Infrastructure, property, plant and equipment revaluation reserve
The infrastructure, property, plant and equipment revaluation reserve is used to record increments / decrements of non-current asset values due to their revaluation.

Note 13. Statement of cash flows – additional information

$ '000	Notes	2018	2017
(a) Reconciliation of cash assets			
Total cash and cash equivalent assets	6a	27,509	19,800
Balance as per the Statement of Cash Flows		**27,509**	**19,800**
(b) Reconciliation of net operating result to cash provided from operating activities			
Net operating result from Income Statement		**(6,084)**	**(6,238)**
Adjust for non-cash items:			
Depreciation and amortisation		7,799	6,623
Net losses/(gains) on disposal of assets		(29)	10,430
Reversal of prior year IPP&E revaluation decrements / impairment previously costed direct to the P&L		–	887
Losses/(gains) recognised on fair value re-measurements through the P&L:			
– Investments classified as 'at fair value' or 'held for trading'		(4)	(189)
– Revision of Tip Remediation Provision		–	(5,238)
Unwinding of discount rates on reinstatement provisions		–	71
+/- Movement in operating assets and liabilities and other cash items:			
Decrease/(increase) in receivables		(1,862)	(127)
Increase/(decrease) in provision for doubtful debts		44	(7)
Decrease/(increase) in inventories		(31)	(7)
Decrease/(increase) in other assets		74	101
Increase/(decrease) in payables		960	407
Increase/(decrease) in accrued interest payable		99	(12)
Increase/(decrease) in other accrued expenses payable		(282)	495
Increase/(decrease) in other liabilities		2,531	(741)
Increase/(decrease) in employee leave entitlements		183	(331)
Increase/(decrease) in other provisions		(1,258)	6,045
Net cash provided from/(used in) operating activities from the Statement of Cash Flows		**2,140**	**12,169**

Council of the City of Broken Hill

Notes to the Financial Statements
for the year ended 30 June 2018

Note 14. Commitments for expenditure

$ '000	2018	2017
Capital commitments (exclusive of GST)		
Capital expenditure committed for at the reporting date but not recognised in the financial statements as liabilities:		
Property, plant and equipment		
Infrastructure	3,176	1,053
Plant and equipment	578	201
Total commitments	**3,754**	**1,254**
These expenditures are payable as follows:		
Within the next year	3,754	1,254
Total payable	**3,754**	**1,254**
Sources for funding of capital commitments:		
Internally restricted reserves	3,754	1,254
Total sources of funding	**3,754**	**1,254**

Council of the City of Broken Hill

Notes to the Financial Statements
for the year ended 30 June 2018

Note 15. Contingencies and other liabilities/assets not recognised

The following assets and liabilities do not qualify for recognition in the Statement of Financial Position, but their knowledge and disclosure is considered relevant to the users of Council's financial report.

LIABILITIES NOT RECOGNISED:

1. Guarantees

(i) Defined benefit superannuation contribution plans

Council participates in an employer-sponsored defined benefit superannuation scheme and makes contributions as determined by the superannuation scheme's trustees.

Member councils bear responsibility of ensuring there are sufficient funds available to pay out the required benefits as they fall due.

While the scheme's most recent full actuarial review indicated that the net assets of the scheme were sufficient to meet the accrued benefits of the scheme's defined benefit member category, member councils are required to make contributions in future years where the scheme goes into deficit (as has occurred in previous years).

The Local Government Superannuation Scheme however is unable to provide Council with an accurate estimate of any share of the net deficit and accordingly Council has not recorded any net liability from its defined benefit scheme obligations in accordance with AASB 119.

Future planned contributions being made to the defined benefit scheme to rectify past (and projected) deficit positions will be recognised as an expense when they become payable – similar to the accounting for defined contributions plans.

Member councils are treated as Pooled Employers for the purposes of AASB119. Pooled Employers are required to pay standard employer contributions and additonal lump sum contributions to the Fund.

The standard employer contributions were determined using the new entrant rate method under which a contribution rate sufficeint to fund the total benefits over the working life-time of a typical new entrant is calculated. The current standard employer contribution rates are:

Division B	1.9 times employee contributions
Division C	2.5% salaries
Division D	1.64 times employee contributions

The additional lump sum contribution for each Pooled Employer is a share of the total additional contributions of $40.0 million per annum from 1 July 2017 for 4 years to 30 June 2021, apportioned according to each employer's share of the accured liabilities as at 30 June 2017. These additional lump sum contributions are used to fund the deficit of assets to accrued liabilities as 30 June 2017.

The adequacy of contributions is assessed at each triennial actuarial investigatoin and monitored annually between triennials.

Council of the City of Broken Hill

Notes to the Financial Statements
for the year ended 30 June 2018

Note 15. Contingencies and other liabilities/assets not recognised (continued)

LIABILITIES NOT RECOGNISED (continued)**:**

1. Guarantees (continued)

(i) Defined benefit superannuation contribution plans (continued)

As stated above, each sponsoring employer is exposed to the actuarial risks associated with current and former employees of other sponsoring employers and hence shares in the associated gains and losses.

However, there is no relief under the Fund's trust deed for employrers to walk away from their defined benefit obligations. Under limited circumstances, an employer may withdraw from the plan when there are no active members, on full payment of outstanding additional contributions. There is no provision for allocation of any surplus which may be present at the date of withdrawal of the entity.

There are no specific provisions under the Fund's trust deed dealing with deficits or suplus on wind-up.

There is no provision for the allocation of any surplus which may be present at the date of withdrawal of an employer.

The plan is a defined benefit plan. However, each sponsoring employer is exposed to the actuarial risks associated with current and former employees of other sponsoring employers and hence shares in the associated gains and losses (to the extent that they are not bourne by members). As such, there is not sufficient reliable information to allow each sponsoring employer to account for its proportionate share of the defined benefit obligation, sub-group assets and costs associated with the sub-group in the same way as it would for a single employer sponsored defined benefit plan.

The amount of Council employer contributions to the defined benefit section of the Fund and recognised as an expense and disclosed as part of superannuation expenses at Note 4 (a) for the year ending 30 June 2018 was

The last valuation of the Fund was by the Actuary, Mr Richard Boyfield, FIAA on 12 December 2017, relating to the period ended 30 June 2017.

Council's expected contributions to the Fund for the next annual reporting reporting period is $227,089.

The estimated employer reserves financial position for the Pooled Employers at 30 June 2018 is:

Employer reserves only *	$ millions	Asset Coverage
Assets	1,817.8	
Past Service Liabilities	1,787.5	101.7%
Vested Benefits	1,778.0	102.2%

* excluding member accounts and reserves in both assets and liabilites.

Council of the City of Broken Hill

Notes to the Financial Statements
for the year ended 30 June 2018

Note 15. Contingencies and other liabilities/assets not recognised (continued)

LIABILITIES NOT RECOGNISED (continued)**:**

1. Guarantees (continued)

(i) Defined benefit superannuation contribution plans (continued)

The key economic long term assumptions used to calculate the present value of accrued benefits are:

Investment return	6.0% per annum
Salary inflation *	3.5% per annum
Increase in CPI	2.5% per annum

* Plus promotional increases

The contribution requirements may vary from the current rates if the overall sub-group experience is not in line with the actuarial assumptions in determining the funding program, however any adjustment to the funding program would be the same for all sponsoring employers in the Pooled Employers group.

Please note that the estimated employer reserves financial position above is a preliminary calculation and once all the relevant information has been received by the Funds Actuary, the 2018 triennial review will be completed around December 2018.

Council's additional lump sum contribution is around 0.32**%** of the total additonal lump sum contributions for all Pooled Employers (of $40m each year from 1 July 2017 to 30 June 2021) provides an indication of the level of participation of Council compared with other employers in the Pooled Employer sub-group.

Liabilities or benefits as a result of past events that Council will be required to fund or share in respectively.

(ii) StateCover Limited

Council is a member of StateCover Mutual Limited and holds a partly paid share in the entity.

StateCover is a company providing workers compensation insurance cover to the NSW local government industry and specifically Council.

Council has a contingent liability to contribute further equity in the event of the erosion of the company's capital base as a result of the company's past performance and/or claims experience or as a result of any increased prudential requirements from APRA.

These future equity contributions would be required to maintain the company's minimum level of net assets in accordance with its licence requirements.

(iii) Other guarantees

Council has provided no other guarantees other than those listed above.

Council of the City of Broken Hill

Notes to the Financial Statements
for the year ended 30 June 2018

Note 15. Contingencies and other liabilities/assets not recognised (continued)

LIABILITIES NOT RECOGNISED (continued)**:**

2. Other liabilities

(i) Third party claims

The Council is involved from time to time in various claims incidental to the ordinary course of business including claims for damages relating to its services.

Council believes that it is appropriately covered for all claims through its insurance coverage and does not expect any material liabilities to eventuate.

(ii) Potential land acquisitions due to planning restrictions imposed by Council

Council has classified a number of privately owned land parcels as local open space or bushland.

As a result, where notified in writing by the various owners, Council will be required to purchase these land parcels.

At reporting date, reliable estimates as to the value of any potential liability (and subsequent land asset) from such potential acquisitions has not been possible.

ASSETS NOT RECOGNISED:

(i) Land under roads

As permitted under AASB 1051, Council has elected not to bring to account land under roads that it owned or controlled up to and including 30/6/08.

(ii) Infringement notices/fines

Fines and penalty income, the result of Council issuing infringement notices is followed up and collected by the Infringement Processing Bureau.

Council's revenue recognition policy for such income is to account for it as revenue on receipt.

Accordingly, at year end, there is a potential asset due to Council representing issued but unpaid infringement notices.

Due to the limited information available on the status, value and duration of outstanding notices, Council is unable to determine the value of outstanding income.

(iii) Refurbishment Project Litigation

"Litigation for a compensation claim is in the early stages against the party (parties) involved with a refurbishment project. The information usually provided by AASB 137, is not disclosed on the grounds that it can be expected to prejudice seriously the outcome of the litigation. The Council are of the opinion that the compensation claim will be successful. The amount is not yet quantifiable."

Council of the City of Broken Hill

Notes to the Financial Statements
for the year ended 30 June 2018

Note 16. Financial risk management

$ '000

Risk management

Council's activities expose it to a variety of financial risks including **(1)** price risk, **(2)** credit risk, **(3)** liquidity risk and **(4)** interest rate risk.

The Council's overall risk management program focuses on the unpredictability of financial markets and seeks to minimise potential adverse effects on the financial performance of the Council.

Council does not engage in transactions expressed in foreign currencies and is therefore not subject to foreign currency risk.

Financial risk management is carried out by Council's finance section under policies approved by the Council.

A comparison by category of the carrying amounts and fair values of Council's financial assets and financial liabilities recognised in the financial statements is presented below.

	Carrying value		Fair value	
	2018	2017	2018	2017
Financial assets				
Cash and cash equivalents	27,509	19,800	27,509	19,800
Investments				
– 'Held to maturity'	1,000	2,000	1,000	–
– 'Loans and receivables'	–	–	–	2,000
Receivables	4,841	3,070	4,841	3,070
Total financial assets	**33,350**	**24,870**	**33,350**	**24,870**
Financial liabilities				
Payables	5,758	2,551	5,758	2,513
Loans/advances	13,703	4,310	13,703	4,310
Total financial liabilities	**19,461**	**6,861**	**19,461**	**6,823**

Fair value is determined as follows:

– **Cash** and **cash equivalents**, **receivables**, **payables** – are estimated to be the carrying value that approximates market value.

– **Borrowings** and **held-to-maturity** investments – are based upon estimated future cash flows discounted by the current mkt interest rates applicable to assets and liabilities with similar risk profiles, unless quoted market prices are available.

– Financial assets classified (i) **'at fair value through profit and loss'** or (ii) **'available-for-sale'** – are based upon quoted market prices (in active markets for identical investments) at the reporting date or independent valuation.

Council of the City of Broken Hill

Notes to the Financial Statements
for the year ended 30 June 2018

Note 16. Financial risk management (continued)

$ '000

Council's objective is to maximise its return on cash and investments whilst maintaining an adequate level of liquidity and preserving capital.

Council's finance area manages the cash and Investments portfolio with the assistance of independent advisors.

Council has an investment policy which complies with the *Local Government Act 1993* and Ministerial Investment Order 625. This policy is regularly reviewed by Council and its staff and a monthly Investment report is provided to Council setting out the make-up and performance of the portfolio as required by Local Government regulations.

The risks associated with the investments held are:

– **Price risk** – the risk that the capital value of Investments may fluctuate due to changes in market prices, whether there changes are caused by factors specific to individual financial instruments or their issuers or are caused by factors affecting similar instruments traded in a market.

– **Interest rate risk** – the risk that movements in interest rates could affect returns and income.

– **Credit risk** – the risk that the investment counterparty will not complete their obligations particular to a financial instrument, resulting in a financial loss to Council – be it of a capital or income nature.

Council manages these risks (amongst other measures) by diversifying its portfolio and only purchasing investments with high credit ratings or capital guarantees.

Council also seeks advice from independent advisers before placing any funds in cash equivalents and investments.

(a) Market risk – price risk and interest rate risk

The following represents a summary of the sensitivity of Council's Income Statement and accumulated surplus (for the reporting period) due to a change in either the price of a financial asset or the interest rates applicable.

It is assumed that the change in interest rates would have been constant throughout the reporting period.

	Increase of values/rates		Decrease of values/rates	
2018	**Profit**	**Equity**	**Profit**	**Equity**
Possible impact of a 10% movement in market values	4	4	(4)	(4)
Possible impact of a 1% movement in interest rates	25	25	(25)	(25)
2017				
Possible impact of a 10% movement in market values	8	8	(8)	(8)
Possible impact of a 1% movement in interest rates	32	32	(32)	(32)

Council of the City of Broken Hill

Notes to the Financial Statements
for the year ended 30 June 2018

Note 16. Financial risk management (continued)

$ '000

(b) Credit risk

Council's major receivables comprise (i) rates and annual charges and (ii) user charges and fees.

The major risk associated with these receivables is credit risk – the risk that debts due and payable to Council may not be repaid in full.

Council manages this risk by monitoring outstanding debt and employing stringent debt recovery procedures. It also encourages ratepayers to pay their rates by the due date through incentives.

Credit risk on rates and annual charges is minimised by the ability of Council to secure a charge over the land relating to the debts – that is, the land can be sold to recover the debt. Council is also able to charge interest on overdue rates and annual charges at higher than market rates which further encourages the payment of debt.

There are no significant concentrations of credit risk, whether through exposure to individual customers, specific industry sectors and/or regions.

The level of outstanding receivables is reported to Council monthly and benchmarks are set and monitored for acceptable collection performance.

Council makes suitable provision for doubtful receivables as required and carries out credit checks on most non-rate debtors.

There are no material receivables that have been subjected to a re-negotiation of repayment terms.

A profile of Council's receivables credit risk at balance date follows:

	2018 Rates and annual charges	2018 Other receivables	2017 Rates and annual charges	2017 Other receivables
(i) Ageing of receivables – %				
Current (not yet overdue)	0%	93%	0%	41%
Overdue	100%	7%	100%	59%
	100%	**100%**	**100%**	**100%**

(ii) Ageing of receivables – value	2018	2017
Rates and annual charges		
Current	1	–
< 1 year overdue	84	147
1 – 2 years overdue	206	143
2 – 5 years overdue	514	139
> 5 years overdue	1,226	1,565
	2,031	**1,994**
Other receivables		
Current	2,960	892
0 – 30 days overdue	114	25
31 – 60 days overdue	18	53
61 – 90 days overdue	(92)	29
> 91 days overdue	144	367
	3,144	**1,366**

Council of the City of Broken Hill

Notes to the Financial Statements
for the year ended 30 June 2018

Note 16. Financial risk management (continued)

$ '000

(c) Liquidity risk

Payables and borrowings are both subject to liquidity risk – the risk that insufficient funds may be on hand to meet payment obligations as and when they fall due.

Council manages this risk by monitoring its cash flow requirements and liquidity levels and maintaining an adequate cash buffer.

Payment terms can (in extenuating circumstances) also be extended and overdraft facilities utilised as required.

Borrowings are also subject to interest rate risk – the risk that movements in interest rates could adversely affect funding costs and debt servicing requirements. Council manages this risk by borrowing long term and fixing the interest rate on a 4-year renewal basis. The Finance Section regularly reviews interest rate movements to determine if it would be advantageous to refinance or renegotiate part or all of the loan portfolio.

The contractual undiscounted cash outflows (ie. principal and interest) of Council's payables and borrowings are set out in the maturity table below:

$ '000	Weighted average interest rate	Subject to no maturity	≤ 1 Year	payable in: 1 – 5 Years	> 5 Years	Total cash outflows	Actual carrying values
2018							
Trade/other payables	0.00%	74	5,684	–	–	5,758	**5,758**
Loans and advances	4.20%	–	1,234	4,298	14,973	20,505	**13,703**
Total financial liabilities		**74**	**6,918**	**4,298**	**14,973**	**26,263**	**19,461**
2017							
Trade/other payables	0.00%	72	2,479	–	–	2,551	**2,551**
Loans and advances	5.93%	–	957	1,995	2,468	5,420	**4,310**
Total financial liabilities		**72**	**3,436**	**1,995**	**2,468**	**7,971**	**6,861**

Council of the City of Broken Hill

Notes to the Financial Statements
for the year ended 30 June 2018

Note 17. Material budget variations

$ '000

Council's original financial budget for 17/18 was adopted by the Council on 26 July 2017 and is not required to be audited.

While the Income Statement included in this General Purpose Financial Report must disclose the original budget adopted by Council, the *Local Government Act 1993* requires Council to review its financial budget on a quarterly basis, so that it is able to manage the various variations between actuals versus budget that invariably occur throughout the year.

This note sets out the details of **material variations** between Council's original budget and its actual results for the year as per the Income Statement – even though such variations may have been adjusted for during each quarterly budget review.

Note that for variations* of budget to actual :
Material variations represent those variances that amount to **10%** or more of the original budgeted figure.
F = Favourable budget variation, **U** = Unfavourable budget variation

$ '000	2018 Budget	2018 Actual	2018 Variance*		
REVENUES					
Rates and annual charges	17,264	17,068	(196)	(1%)	U
User charges and fees	3,462	3,840	378	11%	F
Additional revenue received from large private work contracts, not origninally anticipated. An example of this was the construction of the Silverton Windfarm bypass road.					
Interest and investment revenue	1,015	924	(91)	(9%)	U
Other revenues	504	518	14	3%	F
Operating grants and contributions	6,363	6,283	(80)	(1%)	U
Capital grants and contributions	3,639	97	(3,542)	(97%)	U
Refund of the BHP Foundation donation initally received in the 2015/16 financial year, whilst further planning and a scope of works are prepared for the new culturual precinct.					
Net gains from disposal of assets	211	29	(182)	(86%)	U
Several asset replacements budgeted for 2017/18 were deferred to future years reducing anticipated gains on disposal.					

Council of the City of Broken Hill

Notes to the Financial Statements
for the year ended 30 June 2018

Note 17. Material budget variations (continued)

$ '000	2018 Budget	2018 Actual	2018 Variance*		
EXPENSES					
Employee benefits and on-costs	13,958	13,748	210	2%	F
Borrowing costs	504	629	(125)	(25%)	U
Variance is due to the break costs incurred from the consolidation of the previous NAB loan with the $10m infrastructure loan. The consolidation provided a saving over the life of the loan.					
Materials and contracts	5,741	8,550	(2,809)	(49%)	U
Additional expenditure incurred on private works contracts not originally anticipated in the original budget. Correlating additional income has been attributed to user fees & charges. Additional unexpected legal fees atrributable to the Civic Centre litigation and associated matters as well as additional debt revcovery fees incurred due to the high percentage of outstanding debts.					
Depreciation and amortisation	6,431	7,799	(1,368)	(21%)	U
Asset revaluations as at 30 June 2017 had not been completed at the time of original budget approval. Revaluations were larger than anticipated with a consequent increase in depreciation expense compared to the original budget. Budget amendments were processed in the quarterly review process.					
Other expenses	4,005	4,117	(112)	(3%)	U

Budget variations relating to Council's Cash Flow Statement include:

Cash flows from operating activities	7,301	2,140	(5,161)	(70.7%)	U
This variance is due to not receiving grant money as originally budgeted for. This grant money related to the second instalment of the BHP Foundation grant which has been put on hold pending further plans and a scope of work for the proposed cultural precinct. Additionally, unbudgeted legal fees surround the civic centre and associated matters have added to this variance. A large portion of these legal fees are expected to be recovered.					
Cash flows from investing activities	(24,549)	(3,824)	20,725	(84.4%)	F
This is due to the classification of investments, with the majority of Council's long term investments being held with Tcorp and are therefore held as cash due to their 'at call' nature, as opposed to 'investments'.					
Cash flows from financing activities	9,217	9,393	176	1.9%	F

Council of the City of Broken Hill

Notes to the Financial Statements
for the year ended 30 June 2018

Note 18. Fair value measurement

$ '000

The Council measures the following asset and liability classes at fair value on a recurring basis:

– Infrastructure, property, plant and equipment

The fair value of assets and liabilities must be estimated in accordance with various accounting standards for either recognition and measurement requirements or for disclosure purposes.

AASB 13 Fair Value Measurement requires all assets and liabilities measured at fair value to be assigned to a 'level' in the fair value hierarchy as follows:

Level 1: Unadjusted quoted prices in active markets for identical assets or liabilities that the entity can access at the measurement date.

Level 2: Inputs other than quoted prices included within level 1 that are observable for the asset or liability, either directly or indirectly.

Level 3: Inputs for the asset or liability that are not based on observable market data (unobservable inputs).

(1) The following table presents all assets and liabilities that have been measured and recognised at fair values:

	Fair value measurement hierarchy			
2018	**Level 1**	**Level 2**	**Level 3**	**Total**
Recurring fair value measurements	Quoted prices in active mkts	Significant observable inputs	Significant unobservable inputs	
Infrastructure, property, plant and equipment				
Operational land	–	875	2,562	3,437
Community land	–	–	3,499	3,499
Buildings – non-specialised	–	–	37,537	37,537
Buildings – specialised	–	–	2,590	2,590
Other structures	–	–	3,740	3,740
Roads	–	–	104,309	104,309
Footpaths	–	–	6,682	6,682
Stormwater drainage	–	–	8,219	8,219
Swimming pools	–	–	14,039	14,039
Open spaces and other recreation	–	–	2,711	2,711
Art	–	2,852	6,853	9,705
Other	–	–	53	53
Tip remediation	–	–	5,698	5,698
Total infrastructure, property, plant and equipment	**–**	**3,727**	**198,492**	**202,219**

Council of the City of Broken Hill

Notes to the Financial Statements
for the year ended 30 June 2018

Note 18. Fair value measurement (continued)

$ '000

(1) The following table presents all assets and liabilities that have been measured and recognised at fair values: (continued)

2017	Fair value measurement hierarchy			Total
	Level 1	Level 2	Level 3	
Recurring fair value measurements	Quoted prices in active mkts	Significant observable inputs	Significant unobservable inputs	
Infrastructure, property, plant and equipment				
Operational land	–	875	2,561	3,436
Community land	–	–	3,499	3,499
Buildings – non-specialised	–	–	39,747	39,747
Buildings – specialised	–	–	2,717	2,717
Other structures	–	–	4,315	4,315
Roads	–	–	105,863	105,863
Footpaths	–	–	7,013	7,013
Stormwater drainage	–	–	8,406	8,406
Swimming pools	–	–	14,153	14,153
Open spaces and other recreation	–	–	1,060	1,060
Art	–	2,852	6,855	9,707
Other	–	–	53	53
Tip remediation	–	–	5,727	5,727
Total infrastructure, property, plant and equipment	**–**	**3,727**	**201,969**	**205,696**

(2) Transfers between level 1 and level 2 fair value hierarchies

During the year, there were no transfers between level 1 and level 2 fair value hierarchies for recurring fair value measurements.

Council of the City of Broken Hill

Notes to the Financial Statements
for the year ended 30 June 2018

Note 18. Fair value measurement (continued)

(3) Valuation techniques used to derive level 2 and level 3 fair values

Where Council is unable to derive fair valuations using quoted market prices of identical assets (ie. level 1 inputs) Council instead utilises a spread of both observable inputs (level 2 inputs) and unobservable inputs (level 3 inputs).

The fair valuation techniques Council has employed while utilising level 2 and level 3 inputs are as follows:

Financial assets

Council has invested in financial assets including term deposits.
Council values these assets at fair value based on valuations provided at the end of each month and year end that are prepared by external industry experts in the finance field.
Although there are markets for these financial assets, they have been deemed by Council to be inactive and as such these assets have been classified as level 3. Valuation techniques remained the same for the reporting period.

Infrastructure, property, plant and equipment (IPP&E)

Community land
Assets within the "Community Land" class are:
- Council owned land and
- Care Control Management land [Crown] of which Council derives current and future economic benefits arising from the use of the land asset.

Council's community land is valued on the Unimproved Capital Value (UCV), provided by the Valuer General. Currently all Council assets in this asset class are based on UCV, however, should Council have an asset in future for which an UCV is not provided, the replacement cost will be used. Replacement cost will be based on average unit rates for similar properties, land use, dimensions, land size and shape, which are not considered observable based on market evidence, therefore, placing the whole asset class in Level 3. Valuation techniques remained the same for this reporting period.

Operational land
Council's operational land includes all of Council's land classified as operational land under Local Government Act 1993. Australian Valuation Solutions (AVS) revalued all Operational Land as at 30 June 2017.
Council's operational land is valued using a modelled market based valuation process.
The majority of land is subject to directly observable compariable local market evidence, hence these assets are considered level 2. However there is land that is not subject to directly observable local market evidence as well as, if Council obtains an asset in the future for which this valuation process is not available, the replacement cost will be used. Replacement cost will be based on average unit rates for similar properties, land use, dimensions, land size and shape, which are not considered observable based on market evidence, therefore, placing these assets in in Level 3. Valuation techniques remained the same for this reporting period.

Stormwater drainage
The Stormwater Drainage asset class consists of Council's pits and Culverts. AVS completed the valuation of these assets using replacement cost approach and the last valuation was completed in June 2017. Replacement costs (unit rates) and useful lives for Stormwater Drainage assets were determined through professional judgement on behalf of Australis, which incorporated standard unit rates applied to the dimensions of the asset and considered environmental factors based on asset location. Other significant inputs considered in the valuation of these assets are asset condition, remaining useful life, and residual value.

This asset class is categorised as Level 3 as some of the above-mentioned inputs used in the valuation of these assets require significant professional judgement and are therefore unobservable. Valuation techniques remained the same for this reporting period.

Council of the City of Broken Hill

Notes to the Financial Statements
for the year ended 30 June 2018

Note 18. Fair value measurement (continued)

(3) Valuation techniques used to derive level 2 and level 3 fair values (continued)

Other structure
Council's other structure assets comprise of fences, flagpoles, monuments and the like.
Council engaged Australian Valuation Solutions (AVS) to value all buildings, structures and shelters in 2017.
The valuation methodology adopted was based on current replacement cost of the asset.
Replacement costs (unit rate) and useful lives of Council's other structure assets were determined using technical knowledge from council staff (engineers and asset management) and external valuers. Other significant inputs considered in the valuation of these assets are condition rating, remaining useful life, pattern of consumption, dimensions, components and residual value.
This asset class is categorised as Level 3 as some of the above-mentioned inputs used in the valuation of these assets require significant professional judgement and are therefore unobservable. Valuation techniques remained the same for this reporting period.

Buildings – non specialised and specialised
Council engaged AVS to value all buildings and shelters in 2017. The valuation methodology adopted was based on current replacement cost of the asset.
The valuation aspects are generally, but not limited to the location, size, condition, style and utility of the asset. Replacement cost, asset condition, remaining useful life and building components are some of the inputs used in fair value determination. Since most of these inputs require judgement and are unobservable, the asset class has been classified as Level 3. Valuation techniques remained the same for this reporting period.

Roads
Council's roads are componentised into the pavement, surface and formation and further separated into segments for inspection and valuation. The revaluation of road assets is undertaken annually.
The valuation, which is completed by AVS, was completed in June 2017.
The current replacement cost approach was adopted to value Council roads. The replacement costs (based on unit rates), useful lives and conditions were determined by technical information provided by Council's asset planners and professional judgement on behalf of Australis.
Some of the other significant inputs considered in the valuation of these assets are remaining useful life, dimensions, components, residual value and type of road.

This asset class is categorised as Level 3 as some of the above-mentioned inputs used in the valuation of these assets require significant professional judgement and are therefore unobservable. Valuation techniques remained the same for this reporting period.

Footpaths
Council's footpath register consists of all pedestrian walkways and cycleways within the Council area.
AVS completed the valuation of the Footpath assets annually and the last valuation was in June 2017.
Replacement costs (unit rates) and useful lives of Councils footpaths were determined using technical knowledge Australis's professional judgement. Some of the other significant inputs considered in the valuation of these assets are remaining useful life, dimensions, components and residual value.
This asset class is categorised as Level 3 as some of the above-mentioned inputs used in the valuation of these assets require significant professional judgement and are therefore unobservable. Valuation techniques remained the same for this reporting period.

Council of the City of Broken Hill

Notes to the Financial Statements
for the year ended 30 June 2018

Note 18. Fair value measurement (continued)

(3) Valuation techniques used to derive level 2 and level 3 fair values (continued)

Open space / recreational assets
Councils recreational facilities includes assets within our sports fields and park locations. This includes but is not limited to, playing courts, playgrounds, and cricket nets. Australian Valuation Solutions (AVS) was engaged in 2017 for the valuation of these assets. Replacement costs (unit rates) and useful lives of Council's recreational facilities were determined using technical knowledge from Council staff (engineers and asset management) and AVS's professional judgement. Some of the other significant inputs considered in the valuation of these assets are remaining useful life, pattern of consumption, dimensions, components and residual value.
This asset class is categorised as Level 3 as some of the above-mentioned inputs used in the valuation of these assets require significant professional judgement and are therefore unobservable. Valuation techniques remained the same for this reporting period

Swimming pool
The swimming pool includes all assets located within the facility.
AVS valued the building components of the swimming pool in June 2017 as part of the building revaluation and other substantial components of the pool are valued using replacement cost method. Replacement costs were determined using square metre rates and other significant inputs considered in the valuation of these assets are asset condition, remaining useful life, components, dimensions and residual value.
This asset class is categorised as Level 3 as some of the above-mentioned inputs used in the valuation of these assets require significant professional judgement and are therefore unobservable. Valuation techniques remained the same for this reporting period

Plant and equipment, office equipment, and furniture and fittings
This asset category includes:
Plant & Equipment – Motor vehicles, trucks, mowers, buses, earthmoving equipment
Office Equipment – Computer equipment
Furniture & Fittings – Chairs, desks, cabinets, display systems
These assets are valued at cost in Council's books and reported at Fair value in the notes due to the nature of the items. The cost of these assets are based on current invoices and contracts, which are based on observable inputs, however the remaining useful life and residual value is based on internal factors which are unobservable in the market therefore placing these assets in Level 3. Valuation techniques remained the same for this reporting period.

Library books and other assets
This asset category comprises of assets such as library books, journals, magazines, Cd's and Dvd's.
The library books are reported at Fair value in the notes however, due to the nature of these items they are valued at cost. There are no major variances between the fair value and carrying amount of these assets. The cost of these assets are based on current invoices and contracts, which are based on observable inputs, however the remaining useful life and residual value is based on internal factors which are unobservable in the market making it a Level 3 asset. Valuation techniques remain the same for this reporting period.

Council of the City of Broken Hill

Notes to the Financial Statements
for the year ended 30 June 2018

Note 18. Fair value measurement (continued)

(3) Valuation techniques used to derive level 2 and level 3 fair values (continued)

Artwork
Council engaged Australian Valuation Solutions (AVS) to value all artwork in 2016.
This information was updated into Council's asset register.
The valuation was completed using the replacement cost approach and market value in accordance with AASB 116.
The replacement value for artworks was determined by the price at which the items could be purchased from a reputable dealer, gallery or retail outlet.
Where the fair value of an asset could not be determined by sale on the open market, a depreciable replacement cost has been adopted. Other significant inputs considered in the valuation are the condition of the asset, pattern of consumption and remaining useful life. This asset class is categorised as Level 2 & 3 as some of the above mentioned inputs used in the valuation of these assets require significant professional judgement and are therefore unobservable. Valuation techniques remained the same for this reporting period.

Tip remediation
Council operates a landfilling operation as well as a range of waste services, including recycled and reclaimed products. It has been recognised that there will be significant costs associated with the closure and post closure management of the landfill site.
Closure of the landfill will involve a wide range of activities including preparation of a Landfill Closure and Management Plan, final capping of the landfill waste and site re-vegetation, decommissioning and removing infrastructure and equipment that will not be required post-closure, and fencing sensitive infrastructure.
The key unobservable inputs are the discount rate, cost escalation rate, actual timing of costs and future environmental management requirements. Geolyse were engaged in the 2018 financial year to perform a valuation of the estimated cost for the Tip Remediation based on current data and TIP consumption as at 30 June 2018.

Council of the City of Broken Hill

Notes to the Financial Statements
for the year ended 30 June 2018

Note 18. Fair value measurement (continued)

$ '000

(4). Fair value measurements using significant unobservable inputs (level 3)

a. The following tables present the changes in level 3 fair value asset classes.

	Plant and equipment	Operational land	Community land	Buildings non specialised	Total
Opening balance – 1/7/16	4,103	5,112	3,999	58,329	71,543
Transfers from/(to) another asset class	–	(1,063)	1,063	–	–
Purchases (GBV)	–	–	–	52	52
Disposals (WDV)	–	(321)	(3)	(11,638)	(11,962)
Depreciation and impairment	–	(47)	–	(3,103)	(3,150)
Revaluation increment/(decrement)	–	(1,119)	(1,560)	(3,893)	(6,572)
Transfer out from FV to cost	(4,103)	–	–	–	(4,103)
Closing balance – 30/6/17	**–**	**2,562**	**3,499**	**39,747**	**45,808**
Purchases (GBV)	–	–	–	37	37
Disposals (WDV)	–	–	–	(2,247)	(2,247)
Closing balance – 30/6/18	**–**	**2,562**	**3,499**	**37,537**	**43,598**

	Buildings specialised	Other structures	Roads	Footpaths	Total
Opening balance – 1/7/16	1,995	5,934	116,347	7,382	131,658
Purchases (GBV)	19	160	1,645	–	1,824
Depreciation and impairment	(101)	(55)	(2,903)	(301)	(3,360)
Revaluation increment/(decrement)	802	(1,724)	(9,225)	(69)	(10,216)
Closing balance – 30/6/17	**2,716**	**4,315**	**105,863**	**7,012**	**119,906**
Purchases (GBV)	–	–	1,838	–	1,838
Depreciation and impairment	(126)	(575)	(3,392)	(330)	(4,423)
Closing balance – 30/6/18	**2,590**	**3,740**	**104,309**	**6,682**	**117,321**

Council of the City of Broken Hill

Notes to the Financial Statements
for the year ended 30 June 2018

Note 18. Fair value measurement (continued)

$ '000

(4). Fair value measurements using significant unobservable inputs (level 3) (continued)

a. The following tables present the changes in level 3 fair value asset classes. (continued)

	Stormwater drainage	Swimming pools	Open spa--ces /other recreational	Library books	Total
Opening balance – 1/7/16	8,692	8,800	1,479	–	18,971
Purchases (GBV)	–	62	45	–	107
Depreciation and impairment	(169)	(107)	(122)	–	(398)
Revaluation increment/(decrement)	(118)	5,398	(339)	–	4,941
Closing balance – 30/6/17	**8,405**	**14,153**	**1,062**	**–**	**23,620**
Purchases (GBV)	–	74	1,835	–	1,909
Depreciation and impairment	(186)	(188)	(186)	–	(560)
Closing balance – 30/6/18	**8,219**	**14,039**	**2,711**	**–**	**24,969**

	Art	Other	Tip remediation	Financial assets	Total
Opening balance – 1/7/16	6,856	55	517	–	7,428
Depreciation and impairment	(1)	(2)	(29)	–	(32)
Revision of Tip Estimate	–	–	5,239	–	5,239
Closing balance – 30/6/17	**6,855**	**53**	**5,727**	**–**	**12,635**
Depreciation and impairment	(2)	–	(29)	–	(31)
Closing balance – 30/6/18	**6,853**	**53**	**5,698**	**–**	**12,604**

(5). Highest and best use

All of Council's non-financial assets are considered as being utilised for their highest and best use.

Council of the City of Broken Hill

Notes to the Financial Statements
for the year ended 30 June 2018

Note 19. Related party transactions

$ '000

a. Key management personnel

Key management personnel (KMP) of the Council are those persons having the authority and responsibility for planning, directing and controlling the activities of the council, directly or indirectly.

The aggregate amount of KMP compensation included in the Income Statement is:

Compensation:	**2018**	**2017**
Short-term benefits	1,233	890
Termination benefits	18	–
Total	**1,251**	**890**

Council of the City of Broken Hill

Notes to the Financial Statements
for the year ended 30 June 2018

Note 20. Statement of developer contributions

$ '000

Under the *Environmental Planning and Assessment Act 1979*, Council has significant obligations to provide Section 7.11 (contributions towards provision or improvement of amenities or services) infrastructure in new release areas.

It is possible that the funds contributed may be less than the cost of this infrastructure, requiring Council to borrow or use general revenue to fund the difference.

SUMMARY OF CONTRIBUTIONS AND LEVIES

PURPOSE	Opening balance	Contributions received during the year		Interest earned in year	Expenditure during year	Internal borrowing (to)/from	Held as restricted asset	Cumulative internal borrowings due/(payable)
		Cash	Non-cash					
S7.12 levies – under a plan	**447**	**–**	**–**	**14**	**–**	**–**	**461**	**–**
Total S7.11 and S7.12 revenue under plans	**447**	**–**	**–**	**14**	**–**	**–**	**461**	**–**
Total contributions	**447**	**–**	**–**	**14**	**–**	**–**	**461**	**–**

S7.12 LEVIES – UNDER A PLAN

CONTRIBUTION PLAN NUMBER

PURPOSE	Opening balance	Contributions received during the year		Interest earned in year	Expenditure during year	Internal borrowing (to)/from	Held as restricted asset	Cumulative internal borrowings due/(payable)
		Cash	Non-cash					
Council Animal Pound	111	–	–	4	–	–	**115**	–
Urban Roads	79	–	–	2	–	–	**81**	–
Urban Footpaths	40	–	–	1	–	–	**41**	–
Urban Street Tree Planting	20	–	–	1	–	–	**21**	–
Urban Stormwater Additions	40	–	–	1	–	–	**41**	–
Urban Parks and Gardens	40	–	–	1	–	–	**41**	–
Broken Hill Aquatic Centre	119	–	–	4	–	–	**123**	–
Total	**447**	**–**	**–**	**14**	**–**	**–**	**461**	**–**

Council of the City of Broken Hill

Notes to the Financial Statements
for the year ended 30 June 2018

Note 21(a). Statement of performance measures – consolidated results

$ '000	Amounts 2018	Indicator 2018	Prior periods 2017	Prior periods 2016	Benchmark
Local government industry indicators – consolidated					
1. Operating performance ratio					
Total continuing operating revenue [1] excluding capital grants and contributions less operating expenses	(6,214)	-21.71%	-0.88%	8.84%	> 0.00%
Total continuing operating revenue [1] excluding capital grants and contributions	28,629				
2. Own source operating revenue ratio					
Total continuing operating revenue [1] excluding all grants and contributions	22,346	77.79%	62.64%	62.12%	> 60.00%
Total continuing operating revenue [1]	28,726				
3. Unrestricted current ratio					
Current assets less all external restrictions [2]	20,150	1.97x	1.80x	2.23x	> 1.5x
Current liabilities less specific purpose liabilities [3, 4]	10,235				
4. Debt service cover ratio					
Operating result [1] before capital excluding interest and depreciation/impairment/amortisation	2,214	1.54x	3.78x	9.01x	> 2x
Principal repayments (Statement of Cash Flows) plus borrowing costs (Income Statement)	1,436				
5. Rates, annual charges, interest and extra charges outstanding percentage					
Rates, annual and extra charges outstanding	2,365	12.01%	11.68%	10.39%	0.1
Rates, annual and extra charges collectible	19,694				
6. Cash expense cover ratio					
Current year's cash and cash equivalents plus all term deposits	28,509	10.71 mths	9.9 mths	8.3 mths	> 3 mths
Monthly payments from cash flow of operating and financing activities	2,662				

Notes

[1] Excludes fair value adjustments and reversal of revaluation decrements, net gain/(loss) on sale of assets and the net share of interests in joint ventures and associates.

[2] Refer Notes 6-8 inclusive.
Also excludes any real estate and land for resale not expected to be sold in the next 12 months.

[3] Refer to Notes 10 and 11.

[4] Refer to Note 10(b) and 11(b) – excludes all payables and provisions not expected to be paid in the next 12 months (incl. ELE).

END OF AUDITED FINANCIAL STATEMENTS

Council of the City of Broken Hill

Notes to the Financial Statements
for the year ended 30 June 2018

Note 21(b). Statement of performance measures – consolidated results (graphs)

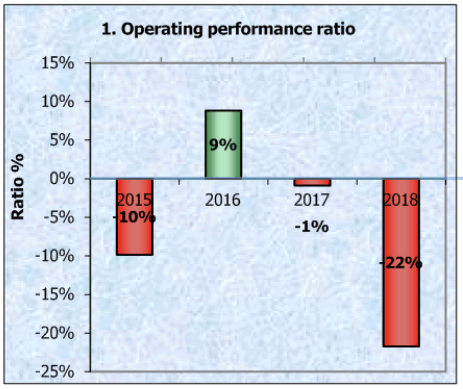

Purpose of operating performance ratio	Commentary on 2017/18 result
	2017/18 ratio -21.71%
This ratio measures Council's achievement of containing operating expenditure within operating revenue.	Council has budgeted a negative operating result for the 2017/18 financial year as it continues to identify operating efficiencies an increase operating revenue whilst maintaining current service levels to the community. This is not expected to occur until 2023. The operating result has been distorted due to unexpected legal fees due to the Civic Centre litigation and ancillary matters. These costs are expected to be recovered in future years and therfore have no material adverse impacts to Council's long term financial plan

Benchmark: ——— Minimum >=0.00%
Source for benchmark: Code of Accounting Practice and Financial Reporting #26

Ratio achieves benchmark
Ratio is outside benchmark

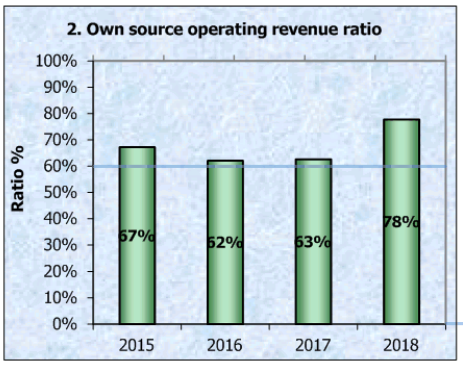

Purpose of own source operating revenue ratio	Commentary on 2017/18 result
	2017/18 ratio 77.79%
This ratio measures fiscal flexibility. It is the degree of reliance on external funding sources such as operating grants and contributions.	The own source operating revenue ratio is above the industry benchmark and indicates a stable revenue stream for Council. A focus to increase user fees & charges in future years will be required to maintain this benchmark.

Benchmark: ——— Minimum >=60.00%
Source for benchmark: Code of Accounting Practice and Financial Reporting #26

Ratio achieves benchmark
Ratio is outside benchmark

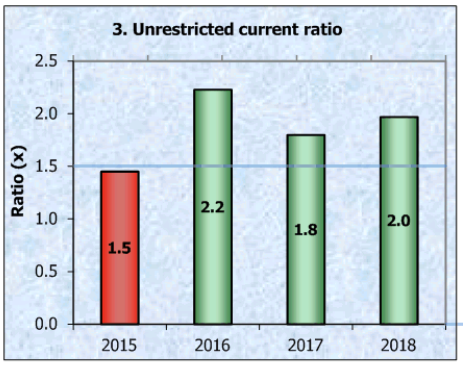

Purpose of unrestricted current ratio	Commentary on 2017/18 result
	2017/18 ratio 1.97x
To assess the adequacy of working capital and its ability to satisfy obligations in the short term for the unrestricted activities of Council.	The unrestricted current ratio is above the industry benchmark and indicates Council's ability to repay it's current obligations. A balanced approach to cash flows will be required in coming years to ensure the ratio is maintained whilst increasing the quantity of capital expenditure.

Benchmark: ——— Minimum >=1.50
Source for benchmark: Code of Accounting Practice and Financial Reporting #26

Ratio achieves benchmark
Ratio is outside benchmark

Council of the City of Broken Hill

Notes to the Financial Statements
for the year ended 30 June 2018

Note 21(b). Statement of performance measures – consolidated results (graphs)

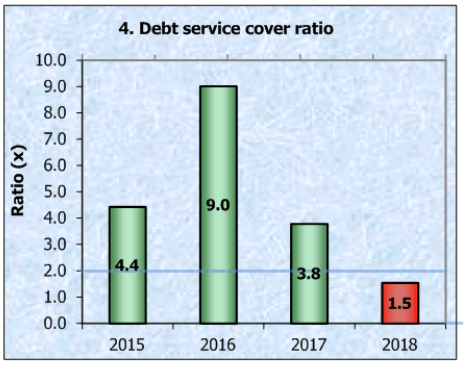

Purpose of debt service cover ratio	Commentary on 2017/18 result
	2017/18 ratio 1.54x
This ratio measures the availability of operating cash to service debt including interest, principal and lease payments	This ratio has been adversely affected by additional legal fees incurred during 2017/18. These fees are expected to be recovered in future years. If this expenditure had not been incurred the ratio would have been consistent with last year. Council still has a strong ability to repay it's current and future debt obligations. It is anticipated that this ratio will return above the industry benchmark in future years.

Benchmark: ——— Minimum >=2.00
Source for benchmark: Code of Accounting Practice and Financial Reporting #26

Ratio achieves benchmark
Ratio is outside benchmark

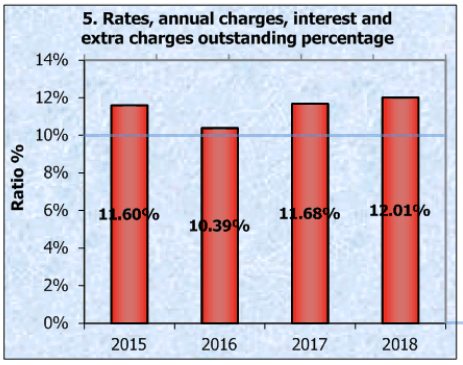

Purpose of rates and annual charges outstanding ratio	Commentary on 2017/18 result
	2017/18 ratio 12.01%
To assess the impact of uncollected rates and annual charges on Council's liquidity and the adequacy of recovery efforts.	Outstanding rates and annual charges have remained static this financial year without any improvement. This ratio is relatively high compared to the industry benchmark for a city our size. Council will aim to achieve a below industry benchmark ratio through a focus on recovery actions and undertaking a sale of land for unpaid rates. This will be a strong focus in future years.

Benchmark: ——— Maximum <10.00%
Source for Benchmark: Code of Accounting Practice and Financial Reporting #26

Ratio is within Benchmark
Ratio is outside Benchmark

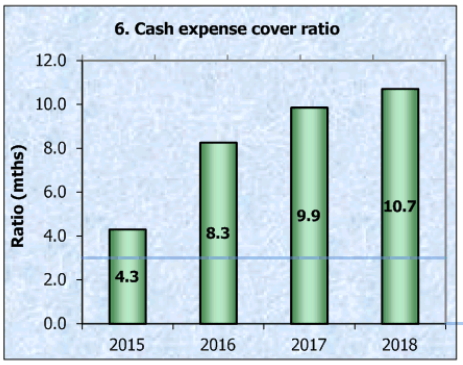

Purpose of cash expense cover ratio	Commentary on 2017/18 result
	2017/18 ratio 10.71 mths
This liquidity ratio indicates the number of months a Council can continue paying for its immediate expenses without additional cash inflow.	This ratio has remained consistent for the past few years and indicates Council is in a strong cash position. It would be anticipated that this ratio will begin to reduce in coming years, as Council begins to increase its capital renewal expenditure.

Benchmark: ——— Minimum >=3.00
Source for benchmark: Code of Accounting Practice and Financial Reporting #26

Ratio achieves benchmark
Ratio is outside benchmark

INDEPENDENT AUDITOR'S REPORT

Report on the general purpose financial report

Broken Hill City Council

To the Councillors of the Broken Hill City Council

Opinion

I have audited the accompanying financial report of Broken Hill City Council (the Council), which comprise the Income Statement and Statement of Comprehensive Income for the year ended 30 June 2018, the Statement of Financial Position as at 30 June 2018, the Statement of Changes in Equity and Statement of Cash Flows for the year then ended, notes comprising a summary of significant accounting policies and other explanatory information, and the Statement by Councillors and Management.

In my opinion,

- the Council's accounting records have been kept in accordance with the requirements of the *Local Government Act 1993*, Chapter 13, Part 3, Division 2 (the Division)
- the financial report:
  - has been presented, in all material respects, in accordance with the requirements of this Division
  - is consistent with the Council's accounting records
  - presents fairly, in all material respects, the financial position of the Council as at 30 June 2018, and of its financial performance and its cash flows for the year then ended in accordance with Australian Accounting Standards
- all information relevant to the conduct of the audit has been obtained
- no material deficiencies in the accounting records or financial report have come to light during the audit.

My opinion should be read in conjunction with the rest of this report.

Basis for Opinion

I conducted my audit in accordance with Australian Auditing Standards. My responsibilities under the standards are described in the 'Auditor's Responsibilities for the Audit of the Financial Report' section of my report.

I am independent of the Council in accordance with the requirements of the:

- Australian Auditing Standards
- Accounting Professional and Ethical Standards Board's APES 110 'Code of Ethics for Professional Accountants' (APES 110).

I have fulfilled my other ethical responsibilities in accordance with APES 110.

Parliament promotes independence by ensuring the Auditor-General and the Audit Office of New South Wales are not compromised in their roles by:

- providing that only Parliament, and not the executive government, can remove an Auditor-General
- mandating the Auditor-General as auditor of councils
- precluding the Auditor-General from providing non-audit services.

I believe the audit evidence I have obtained is sufficient and appropriate to provide a basis for my audit opinion.

Other Information

Other information comprises the information included in the Council's annual report for the year ended 30 June 2018, other than the financial report and my Independent Auditor's Report thereon. The Councillors are responsible for the other information. At the date of this Independent Auditor's Report, the other information I have received comprise the special purpose financial statements and Special Schedules (the Schedules).

My opinion on the financial report does not cover the other information. Accordingly, I do not express any form of assurance conclusion on the other information. However, as required by the *Local Government Act 1993*, I have separately expressed an opinion on the special purpose financial statements and Special Schedule 2 - Permissible income for general rates.

In connection with my audit of the financial report, my responsibility is to read the other information and, in doing so, consider whether the other information is materially inconsistent with the financial report or my knowledge obtained in the audit, or otherwise appears to be materially misstated.

If, based on the work I have performed, I conclude there is a material misstatement of the other information, I must report that fact.

I have nothing to report in this regard.

The Councillors' Responsibilities for the Financial Report

The Councillors are responsible for the preparation and fair presentation of the financial report in accordance with Australian Accounting Standards and the *Local Government Act 1993*, and for such internal control as the Councillors determine is necessary to enable the preparation and fair presentation of the financial report that is free from material misstatement, whether due to fraud or error.

In preparing the financial report, the Councillors are responsible for assessing the Council's ability to continue as a going concern, disclosing, as applicable, matters related to going concern and using the going concern basis of accounting except where the Council will be dissolved or amalgamated by an Act of Parliament, or otherwise cease operations.

Auditor's Responsibilities for the Audit of the Financial Report

My objectives are to:

- obtain reasonable assurance about whether the financial report as a whole is free from material misstatement, whether due to fraud or error
- issue an Independent Auditor's Report including my opinion.

Reasonable assurance is a high level of assurance, but does not guarantee an audit conducted in accordance with Australian Auditing Standards will always detect material misstatements. Misstatements can arise from fraud or error. Misstatements are considered material if, individually or in aggregate, they could reasonably be expected to influence the economic decisions users take based on the financial report.

A description of my responsibilities for the audit of the financial report is located at the Auditing and Assurance Standards Board website at: www.auasb.gov.au/auditors_responsibilities/ar4.pdf. The description forms part of my auditor's report.

My opinion does *not* provide assurance:

- that the Council carried out its activities effectively, efficiently and economically
- on the Original Budget information included in the Income Statement, Statement of Cash Flows, and Note 17 Material budget variations
- on the Special Schedules. A separate opinion has been provided on Special Schedule 2 - Permissible income for general rates
- about the security and controls over the electronic publication of the audited financial report on any website where it may be presented
- about any other information which may have been hyperlinked to/from the financial report.

Weini Liao
Director, Financial Audit Services

26 October 2018
SYDNEY

audit office
OF NEW SOUTH WALES

Mrs Darriea Turley
Mayor
Broken Hill City Council
240 Blende Street, PO Box 448
BROKEN HILL NSW 2880

Contact: Weini Liao
Phone no: 02 9275 7432
Our ref: D1826233/1701

26 October 2018

Dear Mayor

Report on the Conduct of the Audit

for the year ended 30 June 2018

Broken Hill City Council

I have audited the general purpose financial statements of the Broken Hill City Council (the Council) for the year ended 30 June 2018 as required by section 415 of the *Local Government Act 1993* (the Act).

I expressed an unmodified opinion on the Council's general purpose financial statements.

This Report on the Conduct of the Audit (the Report) for the Council for the year ended 30 June 2018 is issued in accordance with section 417 of the Act. This Report should be read in conjunction with my audit opinion on the general purpose financial statements issued under section 417(2) of the Act.

INCOME STATEMENT

Operating result

	2018 $m	2017 $m	Variance %
Rates and annual charges revenue	17.1	17.5	↓ 2.3
Grants and contributions revenue	6.4	13.7	↓ 53.3
Operating result for the year	(6.1)	(6.2)	↑ 1.6
Net operating result before capital amounts	(6.2)	(10.5)	↑ 40.9

Level 15, 1 Margaret Street, Sydney NSW 2000 | GPO Box 12, Sydney NSW 2001 | t 02 9275 7100 | f 02 9275 7200 | e mail@audit.nsw.gov.au | audit.nsw.gov.au

Council's operating result (-$6.1 million including the effect of depreciation and amortisation expense of $7.8 million) was $0.1 million higher than the 2016–17 result. This movement was significantly impacted by higher materials and contracts expenditure (increased by $2.4 million), lower grants and contributions revenue (decreased by $7.3 million) offset by the impact of one-off net losses on disposal in the 2016–17 financial year ($11.3 million in 2016–17, nil in 2017–18).

The net operating result before capital grants and contributions (-$6.2 million) was $4.3 million higher than the 2016–17 result. This movement reflects a reduction in capital grants and contributions in 2017–18 (decreased by $4.2 million) partially offsetting the one-off items mentioned above.

Rates and annual charges revenue ($17.1 million) decreased by $0.4 million (2.3 per cent) in 2017–18. This movement reflected the impact of $1.0 million in prepaid rates being recognised for the first time as revenue in the 2016–17 year, offset by the 1.5 per cent increase in levied rates per the rating peg.

Grants and contributions revenue ($6.4 million) decreased by $7.3 million (53.3 per cent) in 2017–18 due to:

- $2.2 million of 2017–18 financial assistance grants received in 2016–17
- refund of a library special purpose grant of $2.3 million in 2017–18
- $0.9 million in aged care grants received in 2016–17 compared against nil receipts in 2017–18 following the disposal of the Shorty O'Neill site.

STATEMENT OF CASH FLOWS

- Cash inflows from operating activities decreased from 2016–17 as a result of decreased grants revenue and increased materials and contracts costs.
- Council's cash outflow from investing activities decreased substantially from 2016–17 as a result of reduced capital expenditure.
- Councils cash inflows from financing activities increased from 2016–17 due to net borrowings of $9.3 million in 2017–18.

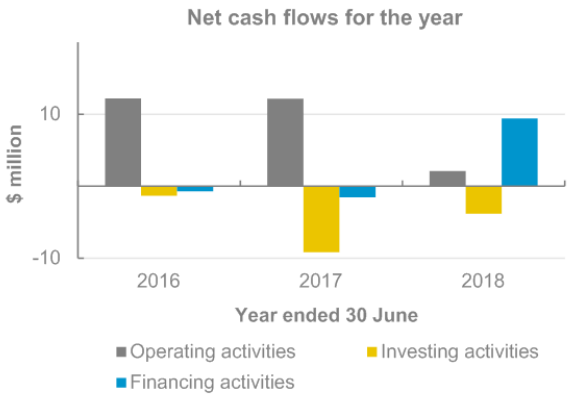

FINANCIAL POSITION

Cash and Investments

Cash and Investments	2018	2017	Commentary
	$m	$m	
External restrictions	13.4	11.3	• External restrictions have increased resulting from a build-up of unexpended grants ($0.7 million) and increase in domestic waste management restrictions ($1.2 million).
Internal restrictions	13.8	7.2	• Council's internally restricted cash and investments have increased as Council has set aside funding for infrastructure replacement.
Unrestricted	1.3	3.3	• Council's unrestricted cash balance has decreased year on year but remains reasonable considering the size of the Council.
Cash and investments	**28.5**	**21.8**	

PERFORMANCE RATIOS

The definition of each ratio analysed below (except for the 'building and infrastructure renewals ratio') is included in Note 21 of the Council's audited general purpose financial statements. The 'building and infrastructure renewals ratio' is defined in Council's Special Schedule 7 which has not been audited.

Operating performance ratio

- Council has failed to meet the benchmark of zero per cent for the last two years. This has resulted from the Council running operating deficits.
- The ratio has decreased substantially in 2017–18 as a result of high legal expenditures, increase in depreciation charge and reduction in operating grants received.

The 'operating performance ratio' measures how well council contained operating expenditure within operating revenue (excluding capital grants and contributions, fair value adjustments, and reversal of revaluation decrements). The benchmark set by the Office of Local Government (OLG) is greater than zero per cent.

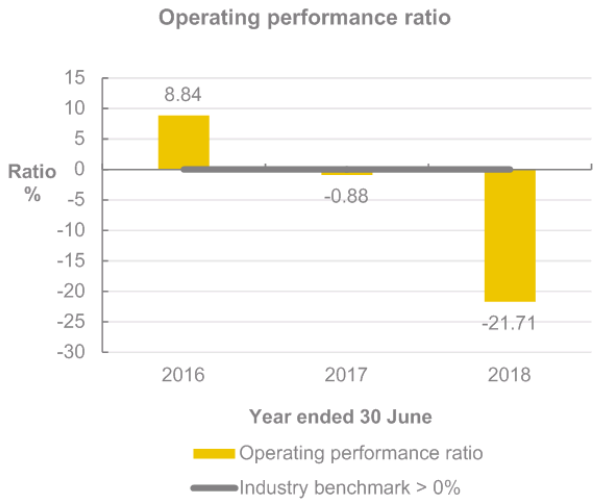

Own source operating revenue ratio

- Council has exceeded the benchmark of 60 per cent for the last three years. This reflects the significance of rates and user charges as funding sources for Council.
- Significant increase in this ratio for 2017–18 reflects largely one-off reductions in operating grant revenue.

The 'own source operating revenue ratio' measures council's fiscal flexibility and the degree to which it relies on external funding sources such as operating grants and contributions. The benchmark set by OLG is greater than 60 per cent.

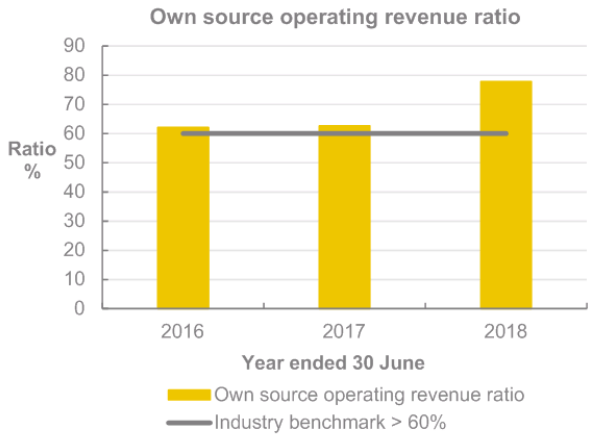

Unrestricted current ratio

- Council has exceeded the benchmark of 1.5 times for the last three years.
- The ratio increased marginally in 2017–18 as a result of an increase in cash and investments.

The 'unrestricted current ratio' is specific to local government and represents council's ability to meet its short-term obligations as they fall due. The benchmark set by OLG is greater than 1.5 times.

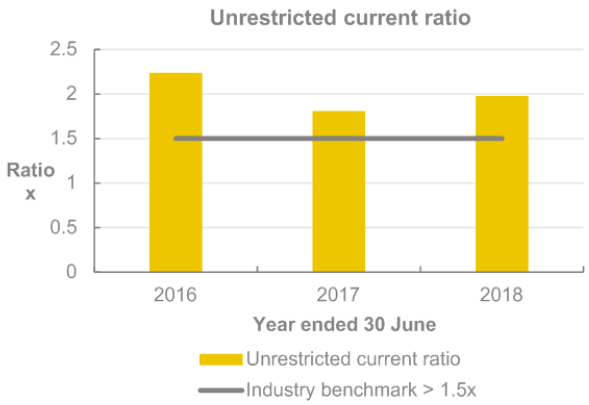

Debt service cover ratio

- Council failed to meet the benchmark as a result of increased borrowing repayments and increased operating costs reflecting a number of large abnormal costs.
- Council's debt service cover ratio has decreased over the past three years as borrowings have increased.

The 'debt service cover ratio' measures the operating cash to service debt including interest, principal and lease payments. The benchmark set by OLG is greater than two times.

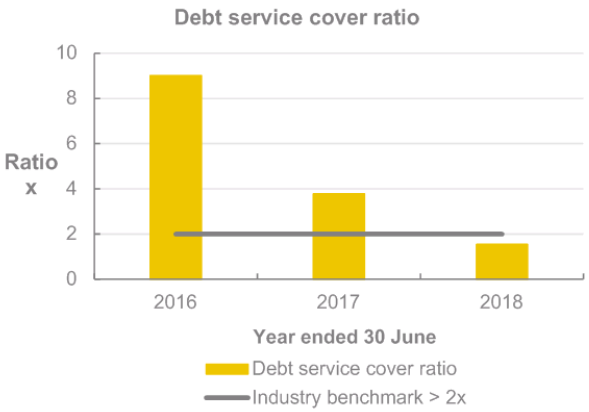

Rates and annual charges outstanding ratio

- Council has failed to meet the benchmark for outstanding rates for the last three years reflecting issues with the collection of rates.
- The ratio has increased over time as collections have fallen behind rates levied.

The 'rates and annual charges outstanding ratio' assesses the impact of uncollected rates and annual charges on council's liquidity and the adequacy of debt recovery efforts. The benchmark set by OLG is less than 10 per cent for regional and rural councils.

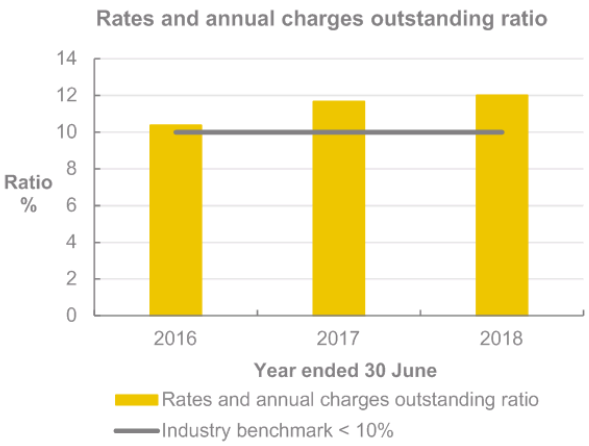

Cash expense cover ratio

- Council has exceeded the benchmark of three months for the last 3 years as Council has generated operating cash surpluses.
- The increase in 2017–18 reflects a build-up of cash balances from additional borrowings and reduced capital expenditure.

This liquidity ratio indicates the number of months the council can continue paying for its immediate expenses without additional cash inflow. The benchmark set by OLG is greater than three months.

Building and infrastructure renewals ratio (unaudited)

- Council has failed to meet the benchmark in 2017–18 after exceeding it in 2016–17.
- The ratio has declined as a result of reduction in capital renewals and an increase in depreciation charges.

The 'building and infrastructure renewals ratio' assesses the rate at which these assets are being renewed against the rate at which they are depreciating. The benchmark set by OLG is greater than 100 per cent.

This ratio is sourced from council's Special Schedule 7 which has not been audited.

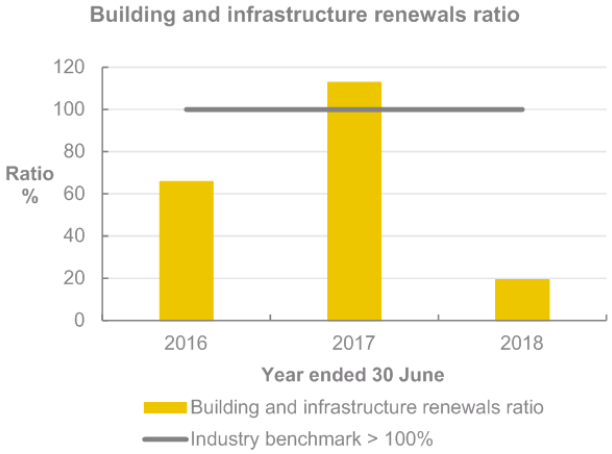

OTHER MATTERS

New accounting standards implemented

AASB 2016-2 'Disclosure Initiative – Amendments to AASB 107'	
Effective for annual reporting periods beginning on or after 1 January 2017	This Standard requires entities to provide disclosures that enable users of financial statements to evaluate changes (both cash flows and non-cash changes) in liabilities arising from financing activities. Council's disclosure of the changes in their liabilities arising from financing activities is disclosed in Note 10.

Our insights inform and challenge government to improve outcomes for citizens

auditoffice OF NEW SOUTH WALES

Legislative compliance

My audit procedures did not identify any instances of non-compliance with legislative requirements or a material deficiency in the Council's accounting records or financial reports. The Council's:

- accounting records were maintained in a manner and form to allow the general purpose financial statements to be prepared and effectively audited
- staff provided all accounting records and information relevant to the audit.

Weini Liao
Director, Financial Audit Services

cc: Mr James Roncon, General Manager
Mr Jim Mitchell, Chair of Audit, Risk and Improvement Committee
Mr Tim Hurst, Chief Executive of the Office of Local Government

ORDINARY MEETING OF THE COUNCIL

November 16, 2018

BROKEN HILL CITY COUNCIL REPORT NO. 189/18

SUBJECT: DRAFT ANNUAL REPORT 2017/2018 17/110

Recommendation

1. That Broken Hill City Council Report No. 189/18 dated November 16, 2018, be received.

2. That the 2017/2018 Annual Report, inclusive of audited Annual Financial Statements, Delivery Program Key Performance Indicators Report and Disability Inclusion Action Plan Key Performance Indicators Report for the reporting period 1 July 2017 to 30 June 2018 (KPI reports adopted at Council meeting 26 September 2018, minute no. 45884 and minute no. 45885 respectively), be adopted.

3. That the Annual Report, inclusive of audited Annual Financial Statements, Delivery Program Key Performance Indicators Report and Disability Inclusion Action Plan Key Performance Indicators Report for the reporting period 1 July 2017 to 30 June 2018, be posted on Council's website.

4. That Council's web link of Annual Report, inclusive of audited Annual Financial Statements, Delivery Program Key Performance Indicators Report and Disability Inclusion Action Plan Key Performance Indicators Report for the reporting period 1 July 2017 to 30 June 2018, be provided to the Minister via the Office of Local Government and Minister for Disability Services, by 30 November 2018.

Executive Summary:

The purpose of this report is to present the Annual Report 2017/2018 for Council endorsement. The Annual Report includes three appendixes being the Audited Annual Financial Statements, Delivery Program Key Performance Indicators Report and Disability Inclusion Action Plan Key Performance Indicators Report for the reporting period 1 July 2017 to 30 June 2018.

Report:

In accordance with the NSW Office of Local Governments Integrated Planning and Reporting Framework, Council is required to prepare a number of documents to facilitate integration of long-term planning and implementation of Council activities. Core documents include the Community Strategic Plan, the four (4) year Delivery Program, the Annual Operational Plan and the Annual Report.

Section 428 (1) of the *Local Government Act 1993*, requires Councils to prepare an annual report within five (5) months of the end of the financial year.

The Annual Report is Council's report to the community and reports on Council's achievements in implementing its Delivery Program and Disability Inclusion Action Plan; and the effectiveness of the principal activities undertaken in achieving the objectives at which those principal activities were directed during the preceding year.

The Annual Report 2017/2018 is required to be available to the Minister and public by 30 November 2018.

The report will be available to the public via Council's website following adoption by Council.

Strategic Direction:

Key Direction:	4. Our Leadership
Objective:	4.1 Openness and Transparency in Decision Making
Function:	Corporate Support
DP Action:	4.1.1.15 Annual Report is prepared in accordance with IP&R Guidelines

Relevant Legislation:

The Integrated Planning and Reporting Framework requires each NSW Council to integrate all of their plans together with the objective of delivering service for the community through streamlining council operations to ensure optimal use of resources.

Section 428 of the *Local Government Act 1993* states:

*(1) Within 5 months after the end of each year, a council must prepare a report (its **"annual report"**) for that year reporting as to its achievements in implementing its delivery program and the effectiveness of the principal activities undertaken in achieving the objectives at which those principal activities are directed.*
(2) The annual report in the year in which an ordinary election of councillors is to be held must also report as to the council's achievements in implementing the community strategic plan over the previous 4 years.
(3) An annual report must be prepared in accordance with the guidelines under section 406.
(4) An annual report must contain the following:
    a. a copy of the council's audited financial reports prepared in accordance with the Local Government Code of Accounting Practice and Financial Reporting published by the Department, as in force from time to time,
    b. such other information as the regulations or the guidelines under section 406 may require.
(5) A copy of the council's annual report must be posted on the council's website and provided to the Minister and such other persons and bodies as the regulations may require. A copy of a council's annual report may be provided to the Minister by notifying the Minister of the appropriate URL link to access the report on the council's website.

Financial Implications:
There are no direct financial implications arising from the endorsement of the Annual Report, however, the Annual Report contains summaries of financial information that was adopted by Council in the 2017/2018 financial year.

The 2017/2018 Annual Report contains the 2017/2018 Audited Annual Financial Statements.

Attachments

1. ⇩ Draft Annual Report 2017-2018

RAZIJA NU'MAN
ACTING GENERAL MANAGER

2017/2018 DRAFT ANNUAL REPORT

BROKEN HILL
CITY COUNCIL

AUSTRALIA'S FIRST
HERITAGE LISTED CITY

BROKEN HILL
CITY COUNCIL

QUALITY CONTROL		
TRIM REFERENCES	D18/57328 – 17/110	
KEY DIRECTION	4. Our Leadership	
OBJECTIVE	4.1 Openness and Transparency in Decision Making	
FUNCTION	Corporate Support	
STRATEGY	4.1.1.15 Annual Report is prepared in accordance with IP&R Guidelines	
RESPONSIBLE OFFICER	General Manager	
REVIEW DATE	July 2019	
COMPANY	Broken Hill City Council	
PHONE NUMBER	08 8080 3300	
EMAIL ADDRESS FOR ENQUIRIES ONLY	council@brokenhill.nsw.gov.au	
DATE	ACTION	MINUTE NO.
24 October 2019	Adopted	
NOTES	Front Cover Image: Broken Hill's most expensive artwork 'Vae Victis, the Sack of Morocco' 1890 by Arthur Hacker had $23,000 restoration works undertaken during 2017/2018. Images sourced from Council's Image Library Icons and Infographics made using www.flaticon.com and http://www.canva.com © Copyright Broken Hill City Council 2018	
ASSOCIATED DOCUMENTS	Broken Hill 2033 Community Strategic Plan 2017/2018 Delivery Program Report 2017/2018 Disability Inclusion Action Plan Report Audited Financial Statements 2017/2018	

TABLE OF CONTENTS

TABLE OF CONTENTS 3
ACKNOWLEDGEMENT OF LAND 4
MESSAGE FROM THE MAYOR AND GENERAL MANAGER 5
ABOUT THE CITY 7
YOUR COUNCILLORS 9
OUR PEOPLE 12
OUR STRUCTURE 13
FINANCIAL SUSTAINABILITY 14
OUR COMMUNITY 16
OUR ECONOMY 27
OUR ENVIRONMENT 37
OUR LEADERSHIP 41
STATUTORY REQUIREMENTS 50
DOING BUSINESS WITH COUNCIL 60
COUNCIL CONTACT DIRECTORY 60
APPENDIX A DELIVERY PROGRAM PROGRESS REPORT 2017/2018 62
APPENDIX B FINANCIAL STATEMENTS 2017/2018 245
APPENDIX C DISABILITY INCLUSION ACTION PLAN PROGRESS REPORT 2017/2018 349

"We acknowledge the traditional owners of the land on which we live and work, and pay our respects to their elders, past and present."

MESSAGE FROM THE MAYOR AND GENERAL MANAGER

While there was much to celebrate in the 2017/2018 financial year, we believe the watershed moment for both Council and the community was the completion of the Civic Centre.

When undertaking the renovation of an old building such as the Civic Centre, a few problems are always expected however, this administration nor the last could have envisioned the number of issues that arose during this project.

It has been a very trying period that has placed a great amount of stress on Council staff, Councillors and the local groups who rely on the Centre's availability to host their events.

However with those difficulties now behind us, Council and the City can look forward to enjoying a new entertainment and conference centre that is arguably the finest venue in the Far West and a facility we can all be proud of.

The other major project in our Local Government Area was the arrival of the Wentworth to Broken Hill Pipeline in the City.

Council took the community's concerns around the project on board and requested a moratorium on the pipeline's construction until a full business case could be provided to Council and the community.

That request went unheeded by the NSW Government and the pipeline has now arrived on our doorstep. Whilst we all understand and appreciate the value of a safe and secure water supply, concerns remain over what this project is going to cost Broken Hill residents in the long run. The IPART submission and representation from Council and the community later this year will be critical in ensuring that any cost impost on residents of the residents of the City are minimal.

The future of the City's Library has also been a hot topic over the past 12 months, with residents expressing their desire for a new facility to be constructed incorporating the Town Hall Facade.

To support this goal, Council voted to halt the relocation of the Outback Archives to the basement of Council's Administrative Centre - a move that was to be funded by a grant from the US-based BHP Billiton Foundation (BHPBF).

The BHPBF funding has been returned to the Foundation for now - in line with US funding regulations - with Council aiming to re-access the money at a later date and use it as seed funding for the new Library and a surrounding cultural precinct.

At a staff level, Council has been able to fill a key Executive position, with Jay Nankivell taking on the role of Chief Financial Officer.

Mr Nankivell has held senior finance positions with councils in Broken Hill and Alexandrina in South Australia, along with the NSW Government's Local Land Services.

The appointment represents a great acquisition for Council and will provide leadership for Council staff and serve the community diligently in the coming years.

Finally, Council has taken its community engagement to a new level over the past year with the launch of live streaming of Council meetings, allowing residents to view all decisions being undertaken by Council. Locals have also been consulted on everything from play

equipment, skate parks and flight routes, through to their overall satisfaction with Council and the City in general.

Overall we feel the 2017/2018 year has consolidated a strong foundation upon which Council can build in the coming years.

The ongoing improvements in Council's finances, staffing levels and project delivery capacity over the last two years will hold our Council and our City, in good stead for the future.

As always, your Councillors and Council staff remain committed to providing the best possible services to the community while maintaining a sensible approach to finances.

With your support, we will continue working to ensure Broken Hill remains the most vibrant, unique and livable City in regional Australia.

Darriea Turley	James Roncon
Mayor	General Manager

ABOUT THE CITY

"Broken Hill has a wonderful story to tell. By tapping in to the City's bold and energetic artistic flair, its rich and colourful history, it will be preserved for generations to come."

BHP Billiton CEO Andrew Mackenzie

POPULATION	
2017	17,873*
2011	18,517
2006	19,363

* ABS Estimated Resident Population 2017

TOTAL WORKFORCE	
Census Population 2016	7,568
Female population	51.3%
Male population	48.7%

INDUSTRY	$(M)	JOBS
Mining, Construction, Manufacturing	$242.8	1,409
Household Services*	$206.8	3,236
Tourism	$98.4	585
Retail Trades	$54.7	1,113
Public Administration and Safety	$54.0	498

**Household Services' refers to Accommodation and Food Services, Education and Training, Health Care and Social Assistance, Arts and Recreation Services and Other Services*

LIVEABILITY STRENGTHS
Attractive built environment
Open landscape
Access via road, rail, air
Numerous sport and recreation options
Strong mining industry
Strong renewable energy sector
Highly skilled workforce
Diverse employment opportunities
Affordable Housing - Median House Price $105,000
Regional Hospital, many allied health services
Education – quality primary, secondary options, TAFE and University options
Proximity to Mildura and Adelaide

CHALLENGES
Slow declining population
Ageing population
Loss of young adults to employment and education opportunities elsewhere
Speed of internet connectivity
Ageing infrastructure
Inability of Broken Hill Airport to service larger aircraft
Location of State and Federal institutions outside of the Region

OPPORTUNITIES	
Tourism	• Australia's First Heritage City • Nature-based, eco and adventure tourism • Events and conferences • Cultural and Indigenous tourism
Road	• Completion of sealing of Cobb and Silver City Highways
Rail	• Increase number of services from Sydney to Broken Hill and interstate services to South Australia
Connectivity	• Improve telecommunications and broadband access speed
Industry	• Renewable energy (wind, solar) • Carpentaria Resources Hawson's Iron Project • Cobalt Blue Thackaringa Cobalt Project
CBD Redevelopment	• Cultural Precinct, library and community hub
Airport Redevelopment	• Grow commercial opportunities and capacity to attract carriers
City Bypass	• Improve heavy vehicle movement – remove from residential areas.

Source: profile.id.com.au

YOUR COUNCILLORS



How are Councillors Elected?

Local Government Elections were held during September 2016, at which one Mayor and nine Councillors were elected by the community for a four-year term. Each September the Councillors elect a Deputy Mayor from among their numbers.

What is the Councillor's Role?

All Councillors, in accordance with the *Local Government Act 1993*, must "represent the collective interests of residents, ratepayers and the local community"; "facilitate communication between the local community and the governing body"; and "is accountable to the local community for the performance of the council". Council's policies and direction are determined by the Councillors, while the General Manager is responsible for the efficient and effective operation of the organisation. Day-to-day administration of Council's services and facilities is undertaken by Council's staff members, who are responsible to the General Manager. The organisation chart (see page 12) details Council's structure for its accountability to residents.

Council Meetings and Committees

Council conducts its business on a monthly basis at open and publically advertised meetings. At times, Council matters may be classed as confidential and will be conducted as such. Additional Council meetings may be held throughout the year to consider specific matters. Each September, Council delegations are adopted and Councillors are appointed to specific Committees.

The 2017/2018 delegations were adopted 27 September 2017, minute no. 45630, as follows:

COUNCIL S355 COMMITTEES	
Committee Name	**Representatives**
Community Strategic Plan Round Table	Mayor 3 x Key Direction Portfolio Councillors and Alternates Our Leadership 1 x Councillor 1 x Alternate Our Community 1 x Councillor 1 x Alternate Our Economy 1 x Councillor 1 x Alternate Our Environment 1 x Councillor 1 x Alternate
Alma Oval Community Committee	At least 1 x Councillor
Broken Hill Heritage Committee	4 x Councillors
Broken Hill Regional Art Gallery Advisory Committee	3 x Councillors
BIU Band Hall Community Committee	At least 1 x Councillor
ET Lamb Memorial Oval Community Committee	At least 1 x Councillor
Friends of the Flora and Fauna of the Barrier Ranges Community Committee	At least 1 x Councillor
Memorial Oval Community Committee	At least 1 x Councillor
Norm Fox Sportsground Community Committee	At least 1 x Councillor
Picton Sportsground Community Committee	At least 1 x Councillor
Riddiford Arboretum Community Committee	At least 1 x Councillor

COUNCIL COMMITTEES	
Committee Name	**Representatives**
Association of Mining Related Councils	1 x Councillor
Australia Day Advisory Group	4 x Councillors
Australian Floodplains Association	Mayor and alternate
Australian Mining Cities and Centres Alliance	Mayor and Deputy Mayor (alternate)
Audit, Risk & Improvement Committee	2 x Councillors
Asset Naming Committee	5 x Councillors
Broken Hill Lead Reference Group	1 x Councillor
Broken Hill Living Museum and Perfect Light Project Steering Group	Mayor and 3 x Councillors
Broken Hill Liquor Accord	1 x Councillor
Broken Hill Solar Plant Community Consultative Committee	1 x Councillor
Broken Hill Traffic Committee	1 x Councillor (observer only)
Broken Hill ClubGRANTS Committee	2 x Councillors
City Improvement Working Group	Mayor and 2-3 Councillors
Community Assistance Grants Panel	Mayor, 1 x Councillor and Our Community Portfolio Councillor
Disability Inclusion Action Plan Working Group	2 x Councillors
Essential Water Customer Council	1 x Councillor
General Manager's Performance Review Committee	Mayor, Deputy Mayor and 3x Councillors
Integrated Waste Management Working Group	Mayor and 4 x Councillors
Library and Cultural Precinct Project Steering Group	Mayor and Deputy Mayor
Local Government Fit for the Future – Far West Initiative Advisory Committee	Mayor
Murray Darling Association	2 x Councillors
Reconciliation Action Plan (RAP)	3 x Councillors
Silverton Wind Farm Community Consultative Committee	1 x Councillor
Sister City Working Group	3 x Councillors
Tidy Towns Working Group	2 x Councillors
Western Division Councils	2 x Councillors
Western NSW Mining & Resource Development Taskforce	Mayor
Volunteer Working Group	4 x Councillors

OUR PEOPLE

OUR LEADERS

The Executive Leadership Team (ELT) provides clear and consistent leadership and decision making, which supports the delivery of the strategic priorities and direction of the operational business for the City. This team is led by the General Manager and during 2017/2018 included four Senior staff:

JAMES RONCON
General Manager

VACANT
Chief Operations Office

JAY NANKIVELL
Chief Financial Officer

RAZIJA NU'MAN
Director Corporate

BONNIE FITZPATRICK
Manager Human Resources

DARRIN MANUEL
Manager Communications

OUR STRUCTURE

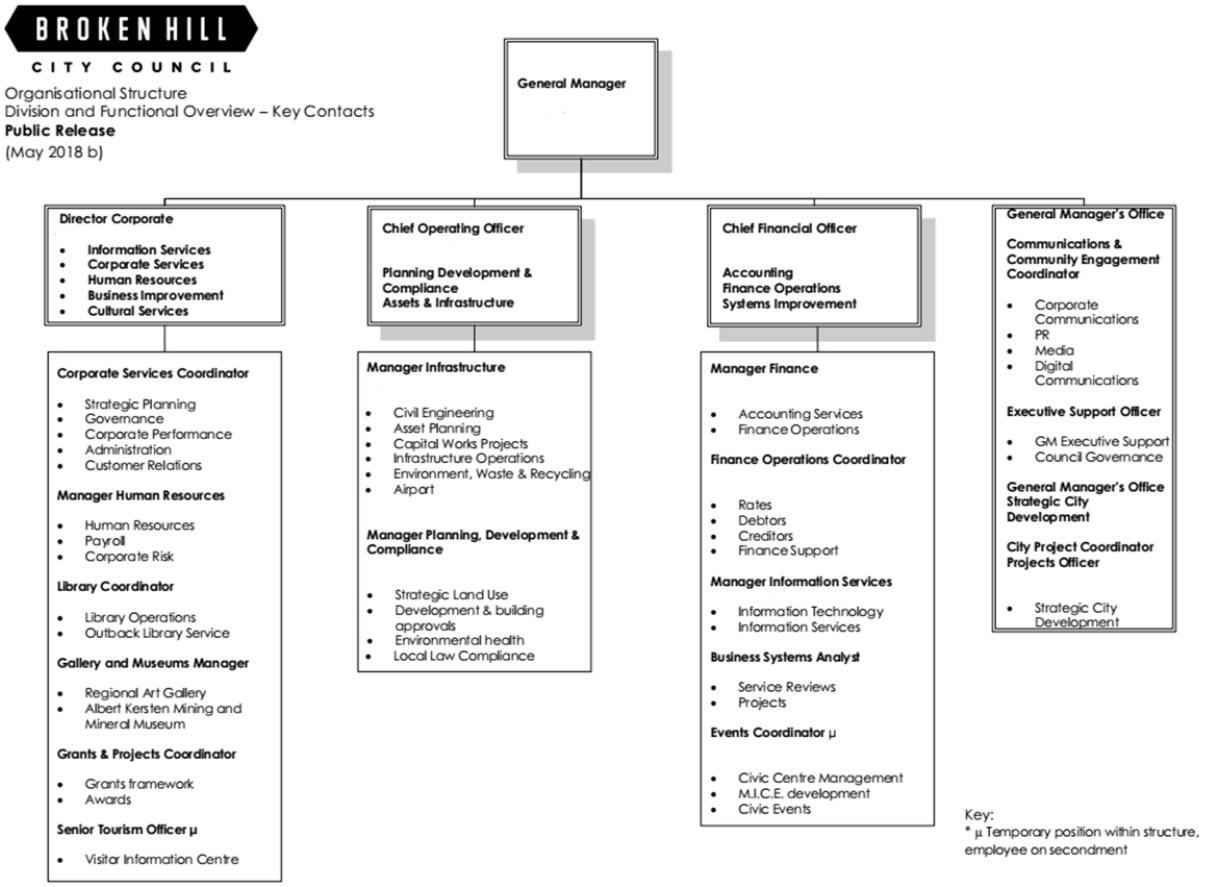

FINANCIAL SUSTAINABILITY

The past few years have seen major changes in the way Council operates, most notably through the restructure of staffing, transitioning away from Community Services through to the sale of Shorty O'Neil Village and the cessation of Council's former Home and Community Care service.

Council's finances have also undergone major reform; from budgeted deficits close to and exceeding $7m in 2013, 2014 and 2015, to adopting a Balanced Budget Long Term Financial Plan in 2014 which outlines Council's path towards a financially sustainable future.

Treasury Corporation (TCorp) undertook a review of Council's financial sustainability and delivered a report during this year that highlight significant improvement from the initial assessment undertaken in 2013. TCorp upgraded Council's financial suitability ratio (FSR) from very weak with a neutral outlook in 2013 to weak with a positive outlook with the view that Council will achieve a FSR of moderate within the next one to two years. This represents a marked improvement from the downward financial spiral that Council was facing in 2013.

Council reviewed and updated its Long Term Financial Plan (LTFP) which, amongst its other aims, seeks to achieve Council's current priorities of increasing service levels and urgently renewing assets, funded overtime through a balanced budget. Current and forecast working fund deficits have been managed to achieve these priorities by preferencing the reduction of operating costs in real terms, rather than increasing the burden on the community through expansion of the Council's revenue base. This was achieved again in 2017/2018 where Council continued to increase rates only by the rate peg in 2017/2018, and funded the ever-increasing income and expenditure gap by finding efficiencies internally and reducing operating costs. Additional cash was put aside in reserves for future years' capital expenditure on much needed asset renewal.

Council drew down a $10m loan during 2017/2018 to put even further focus on much needed asset renewal of the City's infrastructure with the primary focus to be on footpaths, roads, park, and open spaces. Council was also successful in a number of grant applications aiding in the redevelopment and refurbishment of a number of Council's assets such as Patton Park and Sturt Park

Service reviews continued to be a focus during 2017/2018 with various internal efficiencies achieved. A strong emphasis and focus has also been placed on Council's commercial arms with an aim to ensure fees and charges levied matched the level of service provided. The success of these service reviews and actions are expected to result in financial improvements during the 2018/2019 financial year.

These ongoing efficiencies have placed Council in a better financial position to address high risk areas in the organisation. One key addition has been the appointment of a Workplace Health and Safety Officer which has already made significant safety improvements in the way in which Council operates.

Council will continue to improve its operations, engage further with the community in 2018/2019 to determine its priorities, and strive to deliver services that will meet community expectations within a safe and financially sustainable environment.

Jay Nankivell
Chief Financial Officer

OUR COMMUNITY

Our Community is our people and how we can work together to ensure we position ourselves to retain our sense of identity, our health, wellbeing, social inclusion and connectedness.



The Outdoor Gym at Sturt Park

OUR COMMUNITY

We are a connected community and enjoy our safety and wellbeing. We keep our heritage alive and relevant; it is the foundation for the way we unite to get things done and maintain our inclusive lifestyle



ARTS & CULTURE

Events and Activities held at the Charles Rasp Memorial Library

The Library once again positioned itself as a community hub offering a varied selection of events and activities aimed at everyone from the young and the old and the in-between. As well as the regular weekly events such as Baby Bounce, Story Time, Computer Club, Knit n' Yarn and Toddler Time, there were an array of activities on offer. Activities such as Craft, Lego Design and Building Session, Telstra Maker a party in a box, 3D Printer Demonstration and the Little Bang Discovery Club satisfied the crowds.

Making wall hangings

James Dart at Maker party in a box

Free Computer Training For Seniors

As well as equipping the Library with new technology, older residents were invited to attend the 2018 Tech Savvy Seniors Regional Road Show. The Road Show provided seniors with the opportunity to participate in training in how to use and operate different technology devices such as computers, tablets and smartphones. Tech Savvy Seniors is designed to help build skills and confidence to use technology, stay in touch with family and friends and access important services online. The 2018 Tech Savvy Seniors Regional Road Show is a NSW Government initiative in partnership with Telstra.

An Inclusive Library

The Library took steps to become inclusive for all readers through the purchase of "reluctant readers" from Barrington Stoke Publishers, which includes books with dyslexic friendly features. Some features of these books include tinted pages to reduce visual stress, special font that helps prevent people with dyslexia confusing letter shapes and special spacing to help minimise confusing, blurring and switching.

Teddy Bears Sleepover
Aimed at the young and the young at heart, the Library once again hosted the Annual Teddy Bears Sleepover on 13 July 2017. Kicking off with a party, it was soon time for the humans to say goodnight and tuck their teddies into bed… but not for long… Once the humans had gone home, the teddies were up and ready to explore the City! Activities were photographed and followed on the Library's Facebook page, before the teddies were collected the next day.

The Teddy Bears Sleepover Party…

Off to the Airport for a group photo…



… before stopping in at the Royal Flying Doctor Service to do some work…

… a nice cool cordial at the Sturt Club after an evening of hard work…

… and then all tucked in after a big night of fun!

Events and Activities held at the Broken Hill Regional Art Gallery
Public Programs, tours, workshops and record-breaking exhibition openings continued at the Broken Hill Regional Art Gallery. Engagement with local schools increased their reach with regular visits from not only local Broken Hill schools but also Menindee, Wilcannia, Tibooburra and School of the Air.

Education in the Broken Hill Regional Art Gallery

The Artist in Residence Program was a big success in late 2017 with the "Capper x Katzki" Residency. This included public film viewings, a week of children's education and a successful member's dinner.

"Imagine a bright yellow steel spider walking through our streets. You might have seen something that looks like it before, on mining and construction sites you've passed by, but this is not an excavator, it's a 'working sculpture', controlled by the artist and leaving marks in the earth as it crawls by."

The artwork was recorded on film by Katzki, whose work has been screened at Aspen Shortfest and Tropfest (Sydney), been viewed over 11 million times online, and been praised by media including The Huffington Post. The film showcased the beauty of Broken Hill and celebrated our mining heritage by exploring the timeless relationship between man, machine and environment.

James Capper Workshop at the Line of Lode

James Capper Workshop at the Gary Radford Pavilion

The Gallery was successful in a grant from the Australia Council for the Arts, to fund the new program FRESHbark. The program aims at workshops for young Indigenous artists from the Far West to help with the art making and art education skills. FRESHbark will culminate in a large group exhibition in early 2019.

The national touring show 'Bare, Degrees of Undress' from the National Portrait Gallery showed at the Gallery in late 2017. The National Portrait Gallery celebrated their millionth visitor to touring shows here in Broken Hill and sent their Director, Angus Trumble to surprise the visitor!

Council's Gallery and Museum Manager Tara Callaghan, millionth visitor Suzie and Director of the National Portrait Gallery, Angus Trumble

Successful exhibitions continued with another good year of the Far West Aboriginal and Torres Strait Islander Art Prize in early 2018 judged by invited guest Wesley Shaw from the Art Gallery of NSW. 'Barka, The Forgotten River' showed in mid-2018 and attracted record number visitors to the opening night (over 300), this politically charged and important show is by well-known artists Justine Muller and Badger Bates.

Conservation of 'Vae Victis'

Broken Hill's most expensive artwork was sent for significant conservation works in 2017. The artwork 'Vae Victis, the Sack of Morocco' 1890 by Arthur Hacker was carefully removed from the Gallery and sent for over $23,000 (fund raised money) worth of restoration work at the University of Melbourne. The work was returned in June 2018 and re-installed in the Gallery. There was a major relaunch event at the Gallery to celebrate.

Far West Aboriginal and Torres Strait Islander Art Prize 2018

Aboriginal artists came out in force for this year's Far West Aboriginal and Torres Strait Islander Art Prize, with a record 80 entries received. The competition, open to Aboriginal and Torres Strait Islander artists residing in the Far West region of NSW, offers $5,300 in prize money across four categories including 2D-art, 3D-art, young artist, and an encouragement award. A further prize was added to this year's competition, with $500 awarded to the artist whose work was selected to adorn Council's 2018 NAIDOC Week banner. The competition was judged by Wesley Shaw of the Yuin language group (NSW South Coast). Wesley is an Indigenous Educator at the Art Gallery of New South Wales' Learning and Participation department, and alumni from the National Gallery of Australia, Canberra's Indigenous Arts Leadership Program. The competition was officially opened and judged on 13 April 2018 at the Broken Hill Regional Art Gallery, with works on display until June 2018.

Winners included:

- ***Winner 2018 Open 2D*** - Richard Quayle - Ngatyi's Gift
- ***Winner 2018 Open 3D*** - Darren Kemp - Snake chasing Goanna
- ***Winner 2018 Young Artist*** - Makayla Jean Perry - Gecko Nest

Winner 2018 Open 2D: Ngatyi's Gift by Richard Quayle



Winner 2018 Open 3D: Snake chasing Goanna by Darren Kemp

Winner 2018 Young Artist: Gecko Nest by Makayla Jean Perry

Events and Activities at the Albert Kersten Mining & Minerals Museum (GeoCentre)

The Albert Kersten Mining & Minerals Museum (GeoCentre) had another successful year showing a diverse and relevant range of exhibitions in the temporary exhibition space, as well as educational workshops and booked tours through the year. The GeoCentre continued to grow on the previous years' efforts with yet another successful year of retail sales and margins. Among the exhibitions held this year, include:

- *Life Line Art Exhibition* – The annual fundraiser and community social event, a highlight in the GeoCentre's calendar.
- *Wooler Exhibition* – A very successful exhibition of reproduced photographs from the early 1900s

in Broken Hill by photographer James Wooler. This exhibition received significant attention from the local media with one of the ABC stories going national.

- *Gough Whitlam, Way of the Reformer* – A touring show from the Whitlam Institute in Western Sydney
- *Waste 2 Art* – Net Waste Regional Exhibition (creating new art from old things); and
- *Willy Nilly Students Show* – showcasing artwork from students at Willy Nilly Art

The GeoCentre began a significant project in the outdoor areas of the Miner's Cottage by establishing new gardens that are locally relevant to the Albert Morris regeneration areas. MLC School Sydney assisted with this program. The Miner's Cottage itself has received (and will continue to receive) extra care and upkeep to ensure that it will survive for generations to come.

Director for The Whitlam Institute Leanne Smith, The Hon. John Faulkner, Mayor Darriea Turley, Senior Program Manager for The Whitlam Institute Sandra Stevenson, and Council's Gallery and Museum Manager Tara Callaghan at the Gough Whitlam, Way of the Reformer

Broken Hill High Plastic Fantastic, Winner of High School Category Waste 2 Art

LOCAL TRANSPORT

Blende Street Road Works

Council engaged a contractor to undertake a major road surface upgrade in Blende Street between Sulphide and Chloride Streets during 2017. The work covered a span 20 metres from kerb to kerb and was considered to be a full reconstruction. As Blende Street contains the main Fire Station, the works were required to be undertaken in a staggered format to ensure full time entry and exit for the Fire Station.

Blende Street roadworks underway

Williams Street and Chloride Street Intersection

The reconstruction of the intersection of Williams and Chloride Streets commenced during 2018. The major road works, being completed by Council on behalf of NSW Roads and Maritime Services (RMS), started off well with excavation of the site, but were significantly hampered by weather events and unstable ground. The heavy rain fall in May 2018 caused the project to be delayed by approximately two weeks while staff pumped the water out and waited for the ground to dry enough to get machinery back in, excavate and re-lay road base. During the excavation works, weak soil under the original intersection was located. The weak soil is likely to have accelerated the breakdown of the original intersection, and meant that Council had to clear 230 tonnes of weak soil and replace it with road base and geofabric. While it has added to construction time, it should significantly improve the longevity of the new intersection. It is expected that the work will be completed by October 2018.

OPEN SPACES

Outdoor Gym installed at Sturt Park

With fitness becoming more prominent in the City, Council installed an outdoor gym at the Sturt Park this year. Aimed for people aged 14 years and over, there are 13 activities available to enable a total body workout. Instructional signage is available on the equipment as well as a QR code to view demonstrations on your smartphone.

EQUIPMENET	USE

Straight Bar	The straight bar is one of the most basic and well known body weight exercise equipment pieces. Exercises possible on this piece include:
	• Low (400mm):
	  ○ Incline and decline push up
	  ○ Bench dip
	  ○ Sit up
	• Mid (1200mm):
	  ○ Inverted row
	  ○ Incline and decline push up
	• High (>2100mm):
	  ○ Pull up / chin up
	  ○ Knee raise
	  ○ Muscle up

Balance Beam with Handrail	Balance is a key element of bodily fitness. This is a low impact exercise that is great for elderly or less able users, but is still a very important exercise for all types of users.
Roman Rings	Roman rings are great for suspended exercises. Exercises possible on this piece include: • Inverted row • Jack knife • Pull through • Suspended rollout • Single leg squat • Tricep dip • Tricep extension • Suspended chest press • Suspended fly • Y raise
Incline and Decline Benches	Sit ups are a good core strength and abdominal muscle builder. The UrbanFit incline and decline benches make decline sit ups and incline leg lifts a breeze. The low bar between is great for multiple push up variations and for flat sit ups and crunches.
Dexterity Builder	Dexterity is defined as "Skill in performing tasks, especially with the hands." The dexterity builder is a system in which the user guides a block through a channel, building hand-eye coordination, flexibility and of course, dexterity. This is a low impact exercise, perfect for elderly or less able users.
Calf Stretch	Stretching is extremely important when exercising. The calf stretch activity is designed to assist in the floor board stretch. Other exercises that this item can be used for include: • Straight arm chest stretch • Fixed bar back stretch • Wall calf stretch • Sissy squat

Proposed Patton Park Upgrades

The iconic rocket could soon return to one of the City's parks, albeit in a more modern form. Council went out to tender for play equipment designs for the Patton Park upgrade and received seven responses. The prospective designs were inspected by the Patton Village Committee at an engagement session with Council staff, with the Committee nominating their three preferred designs. Although the Committee settled on a "top three", there was a clear favourite on the night. All designs on the table were considered, but after some eager advice from a few kids in attendance, there was no doubt the rocket was very heavily preferred. A sentimental favourite and a nod to the City's past, a lot of people remember the old rockets that were in the City's parks until the 90's. The new design is more modern, meets all current safety standards and is surrounded by a great array of other swings and equipment. Although the rocket design was an early frontrunner the other two preferred designs were also impressive, meeting all of the requirements and requests around safety, inclusion and providing adequate shade. Consultation with the public included schools and kindergartens in the South to see which design the kids prefer.

One of the concept designs for Patton Park

E.T. Lamb Memorial Oval Upgrades

Deputy Premier the Hon. John Barilaro and Member for Barwon the Hon. Kevin Humphries, officially opened the new storage shed and refurbished ablutions block at the E.T. Lamb Memorial Oval in July 2017. The storage shed will house sports equipment and the ablution block includes refurbished change rooms. The work has been undertaken in support of greater sports participation and in particular the significant increase in female participation in the Outback League Tag Competition at the venue. The works were undertaken as a Community Partnership Project and coordinated by the Murdi Paaki Regional Rugby League Council Inc. and involving Sureway Employment and Training, Broken Hill City Council, with financial support from the Office of Sport and the Department of Families and Community Services through its Community Building Partnership Grants Program.

The new storage shed

The renovated ablution block

PUBLIC HEALTH

Health Administration and Inspections
Council carried out 58 routine food business assessments of fixed, high and medium risk food businesses; 3 temporary food stall assessments; and 10 mobile food vehicle assessments during 2017/2018. There were 17 food business and foodborne illness complaints investigated.

Food Business Assessment Outcomes and Scores On Doors Program
The assessment scores achieved for the 58 fixed food business assessments were:

- 5 Stars = 10 businesses
- 4 Stars = 15 businesses
- 3 Star = 13 businesses
- No Grade = 15 businesses

Of the 58 food businesses assessed, 24 food businesses were awarded Scores on Doors certificates for their star rating. Not all food businesses that require a food business assessment are eligible to participate in the Scores on Doors Program. A range of enforcement action taken between complaint investigation and food businesses receiving No Grade during their routine food assessment included:

- Re-inspection = 17
- Warning Letter = 10
- Improvement Notice = 2
- Prohibition Order = 1

Further assessments will be carried out during 2018/2019 to ensure all fixed food businesses have been inspected.

I'M ALERT Food Safety – Training for Food Handlers
I'M ALERT Food Safety is a free online food safety training program that enables a consistent and efficient delivery of Food Safety Training. Two local food handlers completed the course during 2017/2018. There is no legal obligation for food businesses to enrol and complete I'M ALERT Food Safety Training. Food business proprietors can provide training in-house, ask the Food Safety Supervisor to complete training, or send food handlers to a registered training organisation such as TAFE. This may account for the low participation rate.

Swimming Pool Inspections
Council carried out 42 swimming pool inspections during the reporting period, in accordance with Division 5 of Part 2 of the *Swimming Pools Act 1992*. Council promoted swimming pool safety awareness a media release, updated information on Council's website, one-on-one conversations with the community.

PUBLIC ORDER

Parking Control
Approximately 12,260 vehicles were scanned (and rescanned to determine overstays) using the PinForce LPR system during 2017/2018. A total of 470 parking infringement notices issued, with fines totalling $46,000.

Animal Control
For approximately six months during 2017/2018, Council operated with only one Ranger, causing the regular Door Knock Program to be deferred until staff levels returned to normal. Compliance inspections continued in accordance with legislative requirements:

- 100% of animal related complaints were investigated within 2 days
- 100% of dog attacks were investigated within 2 days

The charts on the following page provides a breakdown of the outcome of both the dogs and cats that remained unclaimed at the Broken Hill Pound.

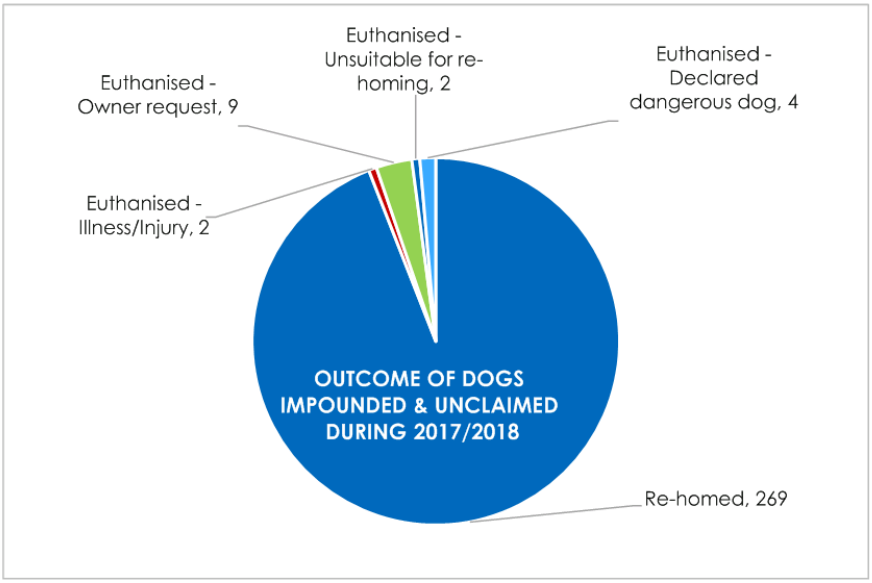
Euthanised - Unsuitable for re-homing, 2
Euthanised - Owner request, 9
Euthanised - Declared dangerous dog, 4
Euthanised - Illness/Injury, 2
OUTCOME OF DOGS IMPOUNDED & UNCLAIMED DURING 2017/2018
Re-homed, 269

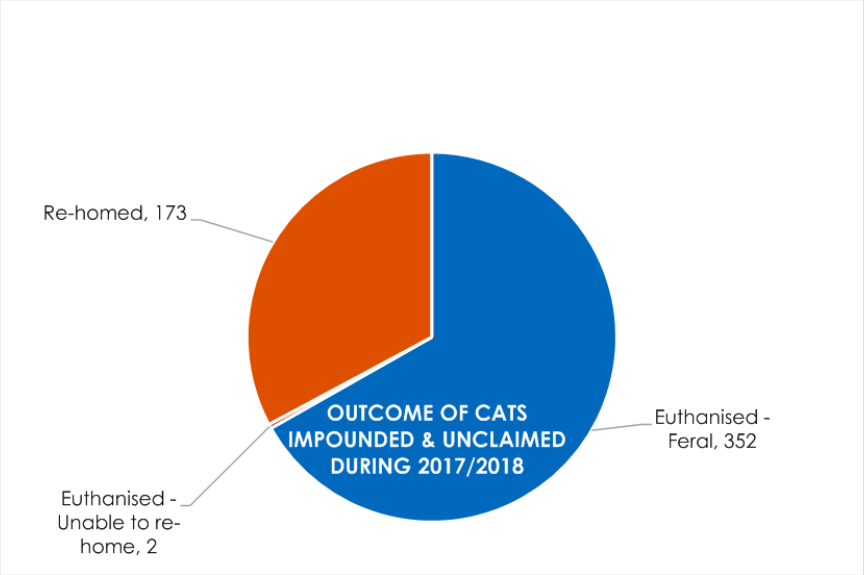
Re-homed, 173
OUTCOME OF CATS IMPOUNDED & UNCLAIMED DURING 2017/2018
Euthanised - Feral, 352
Euthanised - Unable to re-home, 2

PUBLIC SAFETY

Funding Boost for CCTV
Council's plan to improve safety in the City's major parks received a welcome boost, with the Federal Government committing $53,782 to assist with CCTV installation. The funding was announced in June 2018 by the Hon Mark Coulton MP, Member for Parkes and committed under Round 2 of the Coalition's $40m Safer Communities Fund. The funding announcement will reinforce Council's plans to provide lighting and security upgrades in Sturt and Patton Parks.

Local Emergency Management Committee
A multi-agency emergency management exercise*, "Operation Shotcrete", was held on 20 February 2018, at the Broken Hill Airport. The exercise was a small scale simulated emergency involving a small private plane with only the pilot on board. Council has a requirement under the Civil Aviation Safety Authority (CASA) to conduct a bi-annual field exercise at the Broken Hill Airport to maintain CASA Accreditation. The operation was designed to test response to an airport emergency and the Airport Emergency Plan. Council actively participated in the planned emergency management exercise with NSW Police, NSW Ambulance, Fire and Rescue NSW and NSW SES.

** No-one was harmed during the exercise.*

OUR ECONOMY

A sustainable economy is inclusive, equitable and diverse. It is an economy where businesses prosper and everyone stands to benefit. The performance of our economy directly impacts on the way we work, live and play and the mining peaks and troughs do provide a challenge.



Old photos projected on to the Trades Hall Façade back wall during the 2018 Heritage Week celebrations.

OUR ECONOMY

We are accustomed to tackling our problems for real; our willingness to create change and diversify makes us resilient, securing our long term economic prosperity and paving the way for other communities to follow.



ECONOMIC DEVELOPMENT

Regional Economic Development Strategy 2018–2022

During 2017/2018, Council continued to consolidate relationships with State and Federal Governments, industry and private investors to progress the economic sustainability of the region.

Of significance, Council took a regional leadership role to develop the Far West Regional Economic Development Strategy 2018–2022 in collaboration with the NSW Government, Central Darling Shire Council, the Villages of the Unincorporated Far West, the business community and Balmoral Group Australia. The Strategy recognises the Region's endowments, such as:

- Exploited and untapped mineral resources like lead, zinc, silver, iron and cobalt ore deposits
- Vast agricultural land supporting traditional wool and beef enterprises as well as emerging goat and kangaroo meat enterprises
- The landscapes and abundance of space to support festivals, events and camping experiences
- A wealth of cultural heritage underpinned by Aboriginal and European history.

The strategy aims to:

- Support growth in Agriculture and Mining by developing regional connectivity and transport logistics to better access markets
- Grow the film and television industry and visitor economy by capitalising on the Region's heritage, cultural, seasonal and natural endowments
- Facilitate food and metal manufacturing industry growth through development of industrial land to grow economies of scale around urban centres and sustainable energy generation and storage
- Improve economic and social resilience by delivering telecommunications infrastructure to empower businesses and residents through improved connectivity in the digital economy.

Advocacy

Council has been active in advocating for the issues and representing the community through submissions and in person at inquiries. Submissions include:

- Broken Hill City Council response to the Murray Darling Basin Authority Royal Commission
- Select Committee on Australian Government Regional Development and Decentralisation Response
- Senate Rural and Regional Affairs and Transport Reference Committee Inquiry into the Integrity of the Water Market in the Murray-Darling Basin
- Broken Hill City Council Response to River Murray to Broken Hill Pipeline Project Consultation under

State Environmental Planning Policy (Infrastructure) 2007
- Legislative Council Standing Committee on State Development, response to discussion paper on the Inquiry into Regional Development and a Global Sydney.
- Inquiry into the provision of drug rehabilitation services in regional, rural and remote New South Wales
- Response to the Inquiry into the integrity of the water market in the Murray-Darling Basin - Senate Rural
- and Regional Affairs and Transport References Committee
- Inquiry into Zonal Taxation-Committee on Investment, Industry and Regional Development.
- Broken Hill City Council response to NSW Future Transport 2056 – a draft strategy for the next 40 years.

Council also recognises that it is essential to participate in conversations with players in new and emerging industries and has joined a number of partner agencies including the:
- Australian Space Agency
- Climate Change Council
- Australian Smart Cities Association

Grant Funding
During 2017/2018, Council was successful in receiving over $2.8m in grant funding for projects in the current and future years. Council's role in the grant funding space also expanded under the auspice of the State Government's Stronger Country Community Fund. Council assisted 15 not-for-profit organisations lodge applications to this fund, including two groups from Unincorporated NSW.

Other grant applications included a focus on Council's key strategic areas including:
- Roads
- Smart Community
- Airport
- Cultural Facility Development
- Heritage
- Event and Festivals

Smart Community
Council has invested almost $1m in smart technology projects during 2017/2018 and is committed to working with State and Federal Governments to continue to grow a smart community.

In 2016, Council partnered with Telstra and Metamorph Consulting to develop a Smart Community Framework for Broken Hill. The Framework, created in collaboration with various community stakeholders, provides the blueprint that guides the planning and delivery of smart and connected community services across our City. The Framework considers how technology infrastructure works in the context of the Broken Hill community and provides the foundation for the labour market adjustment that is required to transition the City from a community dependent on mining and agriculture to a future-proofed and connected city. It recognises that as our economy changes Council have to embrace initiatives that ensures our community becomes a better place to live. From a Council perspective, being a smart community is not only about the technology. It's also about doing things smarter and challenging established behaviours. It was in this spirit of progress that Council started to roll out technology based projects. Free public Wi-Fi improved resident and visitor experiences in our CBD. Smart parking technology drove behaviour changes in our citizens. Live streaming of Council meetings on a shoe-string budget pioneered a new level of engagement. In fact, Council was one of the first in NSW to introduce live streamed Council meetings, taking local government to the people. Council went from one smart project to another, when paperless accounting processes became the norm. Automation meant staff could be more productive. Everything Council did started with the question "can we do this smarter?". The cultural shift started to spread through the organisation. Technology made collaboration and coordination easier. Staff at different sites now work together without leaving their desks. Council had become a smart Council.

In 2017, Council introduced a number of trials and permanent activities including:

- Pinforce parking enforcement system
- Free public Wi-Fi
- IFTT (if this then that) automations
- Smart parking sensors
- Paperless accounts payable
- Online Library services
- Library self-checkout and RFID (Radio-Frequency Identification)
- Online collaboration tools

Now it's time to enable the smart community. Our community has been calling for improved lighting and security cameras in our parks and public spaces. Smart lighting and CCTV will be the backbone from which our smart community infrastructure grows. Council will use technology to increase the self-service capacity and improve accessibility. Broken Hill is evolving into a place where heritage and technology fuse to bring together the best of the old and the new worlds.

These are the incremental steps that provide the infrastructure to deliver the drivers to create employment and liveability factors to encourage people to move to the City. The technology Broken Hill is getting includes:

- Smart lighting
- Smart CCTV
- Online citizen services
- Digitised collections
- Revised enterprise systems
- Unified communication solution
- Digital guest services
- Online workforce management

2017 Broken Hill Volunteer Awards

There were 31 nominations received for the 2017 Broken Hill Volunteers Awards, highlighting how important volunteers are in our community. Members of the Volunteer Working Group attended two Community Markets to discuss the awards with the public and assist with applications. The official event was well attended on 15 November 2017 at the West Football Club and a number of organisations assisted Council in celebrating the City's volunteers. Sponsors for the evening included the Barrier Social Democratic Club, YMCA, Perilya Broken Hill Limited, Foundation Broken Hill, the Musician's Club, Alfresco's Café, Silver Haven, Award Picture Frames, Robinson College, Sturt Club, The Astra, Bell's Milk Bar, Tri-State Technology and Coles Broken Hill.

Award recipients were:

Community Award

- Organisation Winner: Far West HACC Services Inc.
- Individual Winner: Andrew Gosling
- Highly Commended: Colin Fenton

Environment Award

- Winner: Riddiford Arboretum Management Committee members – Bob Pascoe, Hans Noorman and Fay Whitfield
- Highly Commended: Broken Hill Tidy Towns Committee

Youth Award

- Winners: Kelsey Graham and Georgie Kuerschner (World's Greatest Shave)

Manager/Supervisor Award

- Winner: Susan Johnstone

Health and Social Servicers Award

- Winner: Christine Simons

Sporting Award

- Winners: David and Tracey Hurley
- Highly Commended: Memorial Oval Management Committee

Cultural Award

- Winner: Ray Sayers

Tourism Award

- Winner: Broken Hill Heritage Walk Tour Group

Event Award

- Hospital Sunday

Nydia Edes Hall of Fame Recipient

- Sandra Miller

Sandra Miller was recognised for the Nydia Edes Hall of Fame for 2017 for her nurturing and caring lifestyle. Her various roles have covered almost every stage of life in our community. Ms Miller this year has supported children, parents, families and community as a whole. Recently Ms Miller

reverted to one of her passions, caring for children and now assists with the Salvation Army Play Group. Ms Miller enjoys volunteering at the Broken Hill Hospital Kiosk, having joined in 2012. Be it working with a local Play Group, Meals on Wheels, as a Scout Leader or a Chaperone for the Marching Girls Group or running the Mini Debs for the PCYC and YMCA, each role Ms Miller has chosen to take on has had significant benefit to the community on many levels and enhanced access to social connectedness and services to vulnerable people. In 2008 Ms Miller founded the Widows Support Group and has single-handedly run this group since its inception. The Support Group provides comfort, friendship and assistance to recently bereaved widows and supports them during their time of loss. Many of those who turn to the group may have been married for 50 to 60 years and find themselves struggling with life and having to live without the person who has stood by them for so many years, the person who took care of them. Ms Miller's nomination was a long overdue thank you and acknowledgement to the significant amount of time, effort and love she has devoted to her community.

Sandra Miller

2017 Christmas Pageant

The 2017 Christmas Pageant was held on 2 December 2017; a joint collaboration between Council and Rotary Broken Hill South Christmas Pageant and supported by 11 volunteer organisations. Council entered a float with the theme "Parks and Gardens". It is estimated that 2,000 people attended the pageant. Of the 43 floats that entered in 2017, the judges of the float awards selected the following as the successful entries in their categories:

Grand Champion:
- YMCA

Most Creative Community Group:
- Quota International

Most Creative Business:
- Rasp Mine (Broken Hill Operations)

Best Primary School Float:
- Alma Primary School

Best Sound:
- Silver Notes School of Music

Best Themed Group / Float:
- 3rd Broken Hill Sea Scouts

Best Christmas Spirit:
- Broken Hill Flying Padre

Grand Champions, the YMCA

Santa's arrival is always a big hit!

2018 Australia Day
The 2018 Australia Day Awards were held on 26 January at the Civic Centre Plaza, in recognition of residents who have made a significant contribution to the Broken Hill community. Citizen of the Year was awarded to Robynne Sanderson, who has provided much assistance in her volunteering capacities through music and the Anglican Church. The 2018 Australia Day celebrations also recognised a new category – Senior Citizen of the Year. This was shared by historian and Railway Museum curator, Christine Adams and South Broken Hill resident Elaine Johns. Aside from the morning BBQ breakfast, Welcome to Country and flag-raising ceremony and the official Citizenship Ceremony and presentation of Australia Day Awards, other activities included:

- free entry to the Living Desert and Sculptures, Broken Hill Regional Art Gallery and the Albert Kersten Mining and Mineral Museum;
- free entry at the Regional Aquatic Centre, free aqua fitness and the slide, giant and mini inflatables and jumping castle were available;
- the Picnic Train ran at Kintore Reserve; and
- a screening of "Yindamarra: A Documentary" at the Art Gallery. The 45-minute film outlined the work undertaken by Australia Day Ambassador Khushaal Vyas and fellow UNSW Law Students in Wiradjuri country.

The 2018 Australia Day award recipients were:

Citizen of the Year:
- Robynne Sanderson

Senior Citizen of the Year:
- Christine Adams
- Elaine Johns

Young Citizen of the Year:
- Sasha Cox

Youth Encouragement Award:
- Joelene Galea

Citizenship Awards:
- Margaret Grillett
- Kerry Keady

Citizen of the Year, Robynne Sanderson

2018 Heritage Festival Celebrations
The inaugural two-week Heritage Festival was organised by the Broken Hill Heritage Committee and launched on 18 April 2018 to coincide with the National Trust's nation-wide Heritage Festival. The festival celebrated Broken Hill's status as Australia's only Heritage Listed City and will have a theme every year to celebrate each of the reasons our City earned the honour of a Heritage Listing. This year's theme was "If Only Our Walls Could Talk" and focused on Broken Hill's unique architecture and monuments.

The launch was held behind the Town Hall Facade with the event "Our Heritage - Perfectly Highlighted". This event featured a variety of photos from Broken Hill's past, projected onto the rear of the historic Facade, old-time music and food and drinks. The lighting and projection show was presented by Sydney-based company The Electric Canvas, who have previously showcased their talent at the Adelaide Fringe Festival, Vivid Sydney and other major metropolitan events.

Following the light show there were numerous events to showcase and explain our architectural history, including tours of historic buildings and sites, exhibitions and storytelling.

There was also a two-day Antiques and Collectibles Fair, where people had the chance to find their own piece of history to take home. Council acknowledge Southern Cross Television and Vincent & Pritchard Painters and Decorators for their support of this event.

The light projection onto the Trades Hall was well received

NAIDIOC Week 2018
NAIDOC Week was celebrated right across Council with several departments planning a range of activities for the community. The week-long celebration acknowledges the history, culture and achievements of Aboriginal and Torres Strait Islander (ATSI) people. The theme for 2018 was "Because of her, we can!" which focused on the active and significant roles ATSI women play - and have played - at the community, local, state and national levels. To mark this year's event, Council's annual flag-raising ceremony was held at the Civic Centre Plaza with a morning tea. Council also flew a special NAIDOC Week banner from the Post Office, which featured art by young indigenous artist Taya Biggs, after her work was selected by Mayor Darriea Turley to adorn this year's banner.

On 12 July staff at the Broken Hill City Library hosted story time with indigenous guest speakers reading a range of children's books inspired by ATSI culture and community, followed by indigenous-inspired arts and crafts. A new range of children's indigenous resources has been introduced to the Broken Hill City Library as part of NAIDOC week. The new collection features stories suitable for all ages including titles such as "Sorry, Sorry" and "Stolen Girl" by a range of indigenous authors including Ezekiel Kwaymullina, Ros Moriary, Gregg Dreise, Renee Fogorty and Bronwyn Houston. NAIDOC Storytime session was held at the Library utilising a range of children's books inspired by Aboriginal and Torres Strait Islander Culture and Community, followed by arts and crafts activities with morning tea provided by Headspace. The artwork of Badger Bates and Justine Muller was on display at the Broken Hill Regional Art Gallery with the exhibition 'Barka, The Forgotten River'.

Mayor Darriea Turley, Barbara Clarke, Maureen O'Donnell and Carol Kickett at the NAIDOC celebrations

STRATEGIC TRANSPORT

Broken Hill Regional Airport
Council is seeking to upgrade current airport infrastructure (estimated to be $21m) to overcome constraints presently preventing use of the Airport by major budget carriers, limiting regional flight capacity and prohibiting direct major domestic link flights between Broken Hill and major gateway airports. Federal and State funding is vital to the success of this project. Council has submitted a number of funding applications to upgrade the aprons, taxiways, runways, lighting, cabling, the T-Vasis system with precision approach path indicators (PAPIs) and upgrades to the boundary fencing.
Benefits of the funding include:

- Long-term sustainability of the Airport
- Ensures that Airport continues to be managed, operated and maintained at a high standard to meet the needs of existing and future users
- Cater for and service of larger jet aircraft that are typically used by major budget carriers
- Promote Broken Hill and the Far West region of NSW as a tourist destination and increase tourist passenger traffic at the airport
- Facilitate the continued presence of a Royal Flying Doctor Service Base
- Facilitate additional business and commercial (including non-aviation) development.

Heavy Vehicle Bypass
Over a period of many years, Council has identified numerous problems caused by the 24-hour a day movement of heavy vehicles through the City. In 2012, the Commonwealth, NSW Government and Perilya committed $6m to the project but Council, at that time was unable to secure the capital for the remaining $3.7m. Construction of the bypass however, continues to be a major priority for industry, business and Council to deliver a range of economic and social benefits to the Broken Hill and the surrounding region and Council continues to advocate for this project at a State level. Benefits of the project include:

- A cost effective road route around Broken Hill for through traffic.
- An economical road route between raw material supplies and treatment facilities on opposite sides of heavily built up areas of Broken Hill.
- A reduction in heavy vehicle and vehicles with high and/or wide load movement through residential areas.
- A reduction in nuisance caused by traffic generated dust and noise (this is a priority health issue in Broken Hill given high lead levels in some parts of the community).
- Enhanced road safety for all users in built up areas of Broken Hill.
- Enhanced regional transport links for vehicles (including heavy vehicles) between the Silver City Highway and the Barrier Highway.
- Increased transport efficiencies for heavy vehicles with reduced travel time and fuel consumption through Broken Hill.
- A more practicable route for over dimensioned vehicles.

In addition, the construction of the bypass road will greatly improve the environmental amenity in Broken Hill. This will be of particular relevance to Australia's First National Heritage City Status and the removal of heavy vehicle through traffic will be in keeping with the heritage status of the City. The planned road will ultimately connect all local state highways and regional roads without trucks having to pass through the City centre. This will be especially important in relation to the proposed road on the western side of the City for access to the Silverton and Nine Mile Roads as the planned Silverton Wind Farm development progresses. The bypass road may also provide a viable wide and/or high load bypass for the City.

FILM

Perfect Light Film Festival
Council supported the Perfect Light Film Festival which promoted some unique and creative short films by locals and other Australian film directors. The event was hosted by director Steve Bastoni and judged by iconic Australian directors and actors such as Nicole Da Silva, Wayne Blair, Quentin Kenihan, Michala Banas and Steve Bisley. As well as the festival, Director Wayne Blair treated local directors, actors, screenwriters and film enthusiasts at the Screen Broken Hill Media Hub with an enriching workshop on filmmaking and storytelling. The workshop was held to help boost community film ambitions by going in depth on filming and story techniques from directors and classic films, providing a professional understanding on how locals can achieve this in their future works.

Film Activity
Broken Hill and the surrounding area continues to attract strong interest from the film industry. The industry encompasses a wide range of activities, including feature films, telemovies and mini-series, television series, documentaries, corporate and music videos, television commercials, digital content for mobile and other portable devices, digital effects, animation and post-production. The industry is highly competitive and requires action to maintain its competitive advantage in a global market. Council is committed to championing the region as Australia's first choice in rural and remote filming. Council encourages the screen industry by providing a film liaison officer, creating an easy approval process, providing destination information and images, location advice, logistical support (such as approving traffic management plans) and introduction to industry professionals.

In October 2017, the remake of Wake in Fright, filmed in Broken Hill and Silverton screened on Channel 10 with the associated location marketing. To Sean Keenan, who played the main character John Grant, the location of Wake in Fright is one of its most vital characters.

"The landscape is a massive character in the story."

Actor Sean Keenan filming Wake in Fright

During 2017/2018, Council approved:

- Film Projects (2)
- Television (6)
- Photography Shoots (7)
- Documentaries (8)
- Advertising (1)
- Digital Projects (1)

Council has also worked closely with the industry during the establishment of Screen Broken Hill, supporting the local industry to develop a central industry point of contact in Broken Hill. Screen Broken Hill is now a local one-stop shop for film makers seeking support in the region.

OUR ENVIRONMENT

Our Environment relates to the conservation and preservation of the natural environment and greater reduction of the human impact on the surrounding environment to ensure a sustainable and healthy community. It contains a number of strategies to better manage and use the natural resources within the Broken Hill region.

A kangaroo at the Living Desert

OUR ENVIRONMENT

We value our wide streetscapes, quality of life and stunning vistas; we are committed to conservation and preservation of the natural environment and greater reduction of the human impact to ensure a sustainable and healthy community.



WASTE MANAGEMENT

Tidy Towns Clean Up
The Tidy Towns Committee, as part of caring for our environment, conduct clean-up activities in a bid to reduce litter in and around our City. A small group of dedicated Committee members and volunteers work tirelessly throughout the year picking up litter on our parks, cemetery and roadways.

The Tidy Towns also generously donated $1,200 to the Silver City Garden Club for the 2018 2018 Garden Competition.

LOCATION AND DATE	NUMBER OF VOLUNTEERS
July 2017 Riddiford Arboretum	10
August 2017 Albert Morris grave and surrounds	15
September 2017 Cemetery clean up, creek and surrounds	15
October 2017 Cemetery creek	7
March 2018 Wentworth Road	5
April 2018 Cemetery	27
June 2018 Cemetery	17

Tidy Towns clean up at Riddiford Arboretum July 2017

Tidy Towns clean up at the Cemetery June 2018

Tidy Towns Awards
The Broken Hill Tidy Towns Committee, with Council's support, submitted entries to the Keep NSW Beautiful Blue Star Sustainability Regional Awards 2017. The following awards were received:

- ***Winner – Hey Tosser! Litter Action Award –*** Tidy Towns Volunteer Group Broken Hill
- ***Highly Commended – Overall Metropolitan Sustainability Award*** – Broken Hill City Council
- ***Highly Commended – Waste Less Recycle More Award –*** Problem Household Wastes Recycled – Broken Hill City Council
- ***Highly Commended – Environmental Achievment Award –*** Wayne Lovis

SUSTAINABILITY AFTER MINING

Lead Remediation
Council participated in all Lead Reference Group meetings held in 2017/2018. Meetings were held in March and May 2018. Lead remediation projects undertaken during 2017/2018 included:

- Capping works to contain lead contaminated soil on South Road
- Fencing off of the BMX track at O'Neil Park
- Capping work around E.T. Lamb Memorial Oval and
- Ongoing street sweeping operations

Lead Remediation Funding for the Patton Park Refurbishment Project has already been committed for the construction of a shelter over the new playground equipment and a handwash basin at the playground.

NATURAL ENVIRONMENT

The Living Desert Projects
There were two significant projects completed during 2017/2018. All footpaths were sealed to improve accessibility for visitors and the Primitive Campground officially opened in November 2017. The site features:

- BBQ Shelter with two gas BBQ's (free to operate) and four picnic tables
- Two all abilities unisex shower/toilet cubicles
- Shelter in tent area
- Fire extinguishers located at every second site

Councillor Christine Adams and Council's Living Desert Ranger, Darrell Ford, officially open the Primitive Campground

ENVIRONMENTAL FOOTPRINT

Wentworth to Broken Hill Pipeline
The 270km Wentworth to Broken Hill (W2BH) Pipeline commenced construction during 2017/2018. Council regularly met and corresponded with WaterNSW and contractors on the progression of the pipeline and raising any matters of concern on community safety, communication to the community, loss of vegetation in the Albert Morris Regeneration Area, loss of trees in road verge/nature strips, road reinstatement requirements, soil management and contamination management.

The Australian Association of Bush Regenerators Inc. Albert Morris Field Trip
Council supported the Australian Association of Bush Regenerators Inc. during their visit to Broken Hill for their field trip held 22 - 24 August 2017. Members travelled by air, rail, bus and road from various cities in Australia to converge on Broken Hill to mark the inauguration of a national industry award for Ecological Restoration named in honour of the late Broken Hill local Albert Morris. Focus of the field trip was on the Regeneration Area, which is among the very first ecological restoration projects in the world.

Activities included:

- Tour of Regeneration reserves
- Guided Bushwalks
- Working bees
- Albert Morris Award and Dinner Event

Council Staff who assisted with the visit and events attended the Albert Morris Award and Dinner Event

Council Targets Environmental Footprint
Council is committed to protecting and improving our environment to fulfil the community's priority. Council in its efforts to combat climate change is a partner of the Climate Council's Cities Power Partnership (CPP) which seeks to accelerate emission reduction and celebrate clean energy successes in Australian towns and cities. Council has officially pledged to commit to five key environmental actions being to:

- investigate opportunities for Council buildings and facilities to achieve 100% renewable status by installing renewable energy (solar PV and battery storage) on Council buildings;
- the rollout of LED street lighting with smart controls;
- renew and improve cycling, walking and mobility connections to reduce carbon emissions and increase the City's liveability;
- introduce hybrid or electric vehicles to Council's fleet as part of fleet replacement; and
- achieve 100% renewable status for the City of Broken Hill by 2030.

Energy Consumption – Council Assets
The Energy Consumption Report for the 2017/2018 indicates that Council's top 10 energy consumption users were:

- Administration Building
- Tourism Information Centre
- Broken Hill Regional Art Gallery
- Engineers Depot
- Charles Rasp Library
- Civic Centre
- Air Conditioning Airport
- South Community Centre
- Sturt Park
- Town Hall Façade

BUILT ENVIRONMENT

Historic Buildings Preservation
Council has continued to provide a Small Heritage Grants Program. During 2017/2018 Council provided $10,150 in small grants to residents to assist with work to their properties. A free heritage advisory service continued to be offered by Council to allow for property owners to seek advice on restoration works planned for their properties. The Heritage Adviser has continued to provide advice to residents for projects on their homes and businesses. This has included preparing colour schemes and sketches for heritage style verandahs. The Heritage Adviser has also provided invaluable detailed advice relating to the conservation of the Broken Hill Mosque and interpretation of the original BHP Chimney Ruin of First Offices.

Town Planning
Development consent was issued for the redevelopment of the YMCA building. The construction costs for this project was $3.2m. The extensive works at the site will result in creation of the "YMCA Broken Hill Integrated Wellness Centre".

Development consent was issued for restoration of the State Heritage listed Broken Hill Mosque building. The State Heritage Office provided their consent to Council for approval of the works.

Council determined 195 Development Applications during the reporting period. This equated to over $33m in value of works for applications approved. The NSW Department of Planning and Environment issued development consent for the recommencement of mining operations at the Broken Hill Perilya North Mine. While Council was not the consent authority for this development, Council was required to provide comments in regards to impacts of the proposal.

OUR LEADERSHIP

Local Government is the level of government closest to the people, the voice of the community and its strength of leadership directly impacts upon the wellbeing of our people in Broken Hill.

Staff Recognition Celebration 2017

OUR LEADERSHIP

We have strong civic and community leadership. We are inventive, inclusive and innovative; when we work together there is nothing we can't do and our achievements continue to write history.

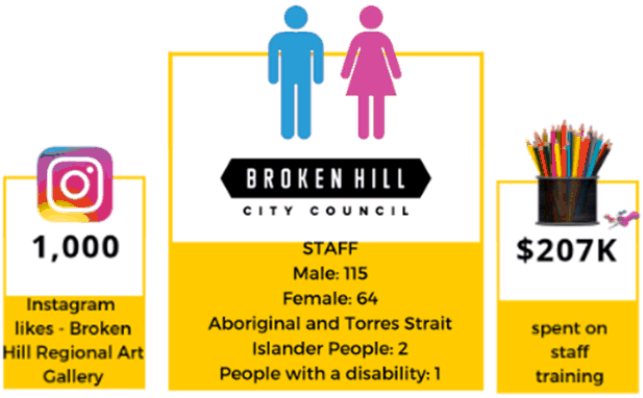

Staff numbers include casual and temporary staff.

LEADERSHIP & GOVERNANCE

Councillor Workshops and Briefings

There were 44 Workshops and Briefings held during 2017/2018, with the following attendance* recorded:

- Mayor Turley - 34
- Cr Adams - 37
- Cr Algate - 0
- Cr Browne - 33
- Cr Clark - 29
- Cr Gallagher - 12
- Cr Kennedy - 10
- Cr Licul - 28
- Cr Nolan - 14
- Cr Page – 9

**Not all Councillors were required to attend all Workshops and Briefings.*

Broken Hill City Council Councillors

FINANCIAL MANAGEMENT

Income

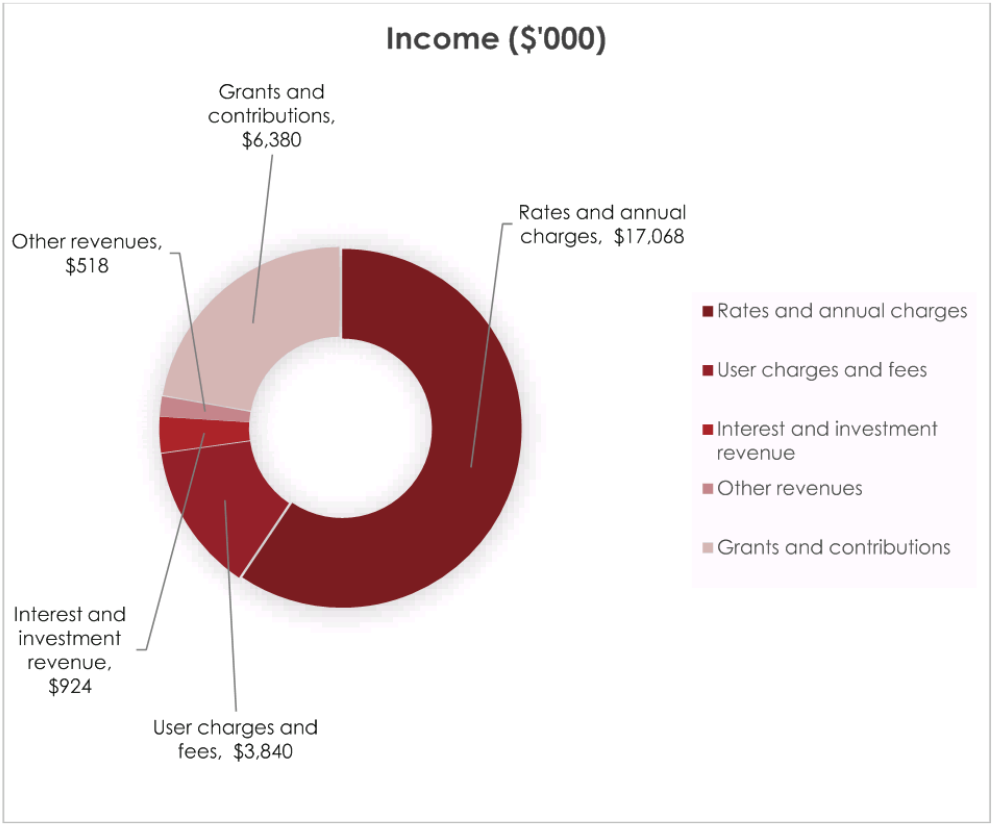

Expenses

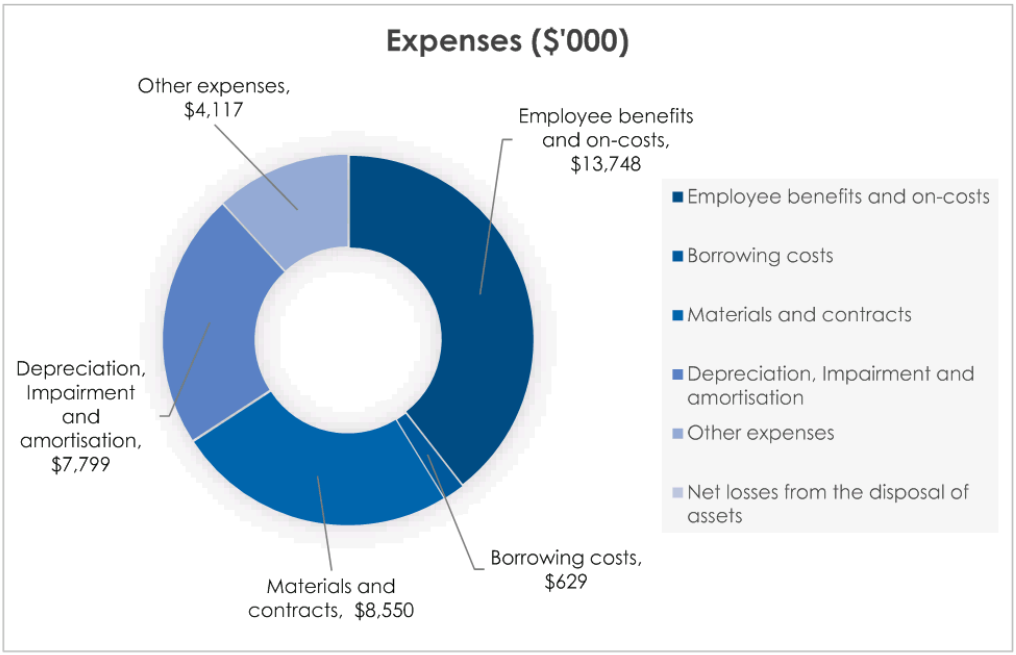

Infrastructure, Plant and Equipment

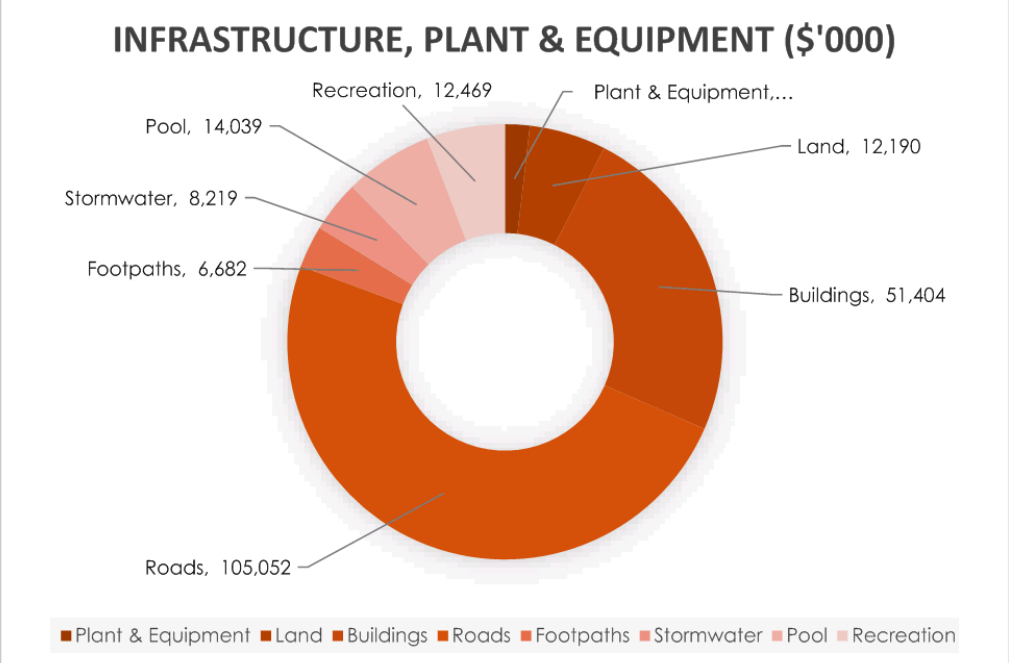

CORPORATE SUPPORT

Enterprise Risk Management Systems Upgrade
Successful embedding of an Enterprise Risk Management (ERM) system and an effective supporting framework and associated systems (including Work Health and Safety) in any modern organisation is essential.

During early 2018 Council commenced a comprehensive review and upgrading of its current risk management systems against industry best practice. The review and restructure program will assist senior management to position Council to effectively and efficiently manage the broad spectrum of risks, both external and internal, that have the potential to impact Council's ability to achieve its strategic vision and objectives. It is expected that the upgrade program will take approximately 12-18 months to finalise including consultation with and upskilling of Council's workforce.

In addition a dedicated Work Health and Safety Officer was appointed and together with Council's Corporate Risk Officer is leading a project to have Council's Safe Work systems and documentation independently reviewed/upgraded. The review and upgrade program is in part being funded from the annual savings secured on Council's general insurance premiums as a result of a three year tender completed in the 2016/2017 year.

Exciting Opportunities provided for Aboriginal students
As part of Council's commitment to giving young people opportunities to work and learning in local government; Council was successful in attaining three School Based Traineeships under the Elsa Dixon Aboriginal Employment Program. This is the first time Council has taken on school based trainees under the program and this builds on the success of our work experience placement program. School based traineeships provide students to gain real word experience in areas of interest to them and of importance to Council, completing a minimum of 100 days of job experience over 2 years.

Council's students are undertaking studies in horticulture, auto mechanics and information technology and have made great contributions to their team since joining Council. The Elsa Dixon Aboriginal Employment Program is funded and administered by the Department of Industry, Training Services NSW.

Broken Hill Careers Expo
Council staff were once again on hand to answer any questions from people interested in finding out more about one of the many careers available at Council, at the Broken Hill Careers Expo held on 26 July 2017. Council's Human Resources staff were available to provide power coaching to students on job seeking techniques and discuss the Elsa Dickson School Based Traineeship. Council's Digital Officer provided a talk about working in Social Media and how your profile can impact your work life.

Council Officers at the Careers Expo

Council Employees Join Forces
Taking a break from the desk for a few hours, Council staff from all departments joined forces to decorate Council's float for the 2017 Christmas Pageant.

Council staff decorating the float

Council Fills Key Positions
Council completed the recruitment process to fill two key executive leadership roles within its organisation; with the announcement of Jay Nankivell as the Chief Financial Officer (CFO) and Anthony Misagh as Chief Operations Officer (COO). Mr Nankivell started his career with Broken Hill City Council before gaining further experience in South Australia and with the NSW Government, before returning to Council. Mr Misagh has extensive commercial experience as a civil engineer most recently holding a leadership role within John Holland.

Staff Recoginition of Service Awards 2017
Council held the Recognition of Service Awards in December 2017, where several staff were recognised and celebrated 10, 15, 20, 25, 30 and 35 years of service with Council. As the milestones were achieved throughout the year, staff were presented with a certificate of service at the time and recognised in their team areas by the General Manager. Being recognised for their contribution to Council is seen as highly valued by Council staff. Staff recognised during 2017/2018 include:

10 Years' Service
- Michelle Squire – 10 Years
- Jason Barraclough – 10
- Alicia Wayman – 10
- Francois Van Der Berg – 10
- Stephen Lynott - 10
- Matt McCoy – 10

15 Years' Service
- Martina Schindler – 15
- Rodney Sharp – 15
- Christopher Ryan – 15

20 Years' Service
- Penny Dennis – 20
- Kelly Winen – 20
- Chris Manoel – 20
- Hayden Beitzel – 20

30 Years' Service
- Rodney Fenton – 30
- Gina Genua – 30

35 Years' Service
- Marina Morris – 35

Stephen Lynott – 10 Years' Service

Matt McCoy – 10 Years' Service

Martina Schindler – 15 Years' Service

Christopher Ryan – 15 Years' Service

Kelly Winen and Penny Dennis – 20 Years' Service each

Gina Genua – 30 Years' Service

Rodney Fenton – 30 Years' Service

Event Management Scholarships Awarded to Council Staff

The Hon. Kevin John Humphries MP announced Rachel Merton and Jade Kerin from Broken Hill City Council as two of the successful recipients of a scholarship in a Diploma of Event Management, funded by the NSW Government's tourism and major events agency, Destination NSW. The scholarship program is part of the NSW Government's partnership with Australia's peak industry body for business events, Meetings & Events Australia (MEA), which aims to upskill and create more job opportunities for rural and regional NSW communities.

There were 18 scholarships awarded, and selection was by a panel which included representatives from Destination NSW, MEA and the six Destination Networks.

Section 355 Committee Induction Training

Managing community assets is an essential part of Council activities and the community of Broken Hill has strong representation on a number of Council committees to help manage the City's interests and public assets. There are 11 Section 355 committees. During October 2017, all committee members were invited to attend an induction training session and Code of Conduct training. The session focused on key elements to ensure committees had the knowledge to carry out their roles – requirements and expectations of committees and of Council, finance, risk and insurance and asset management. Council's Asset Planner Open Spaces and Asset Planner Buildings have recently commenced attending 355 Committee meetings. This is a great way for the committees to raise issues, discuss future opportunities and suggest changes. Section 355 volunteers were celebrated at the annual Volunteers Awards function on 15 November 2017.

Service Reviews

The NSW Government requires Council's across the state to undertake a self-assessment in relation to key areas contributing to the Council's strategic capacity and sustainability. This is achieved through Service Reviews that provide Council and the community an opportunity to establish that a particular service meets community needs and expectations and is being delivered in an efficient and effective manner within Council's capacity/means.

Council completed the following Service Reviews during 2017/2018:

- Visitor Information Centre
- Albert Kersten Mining & Minerals Museum
- Broken Hill City Library
- Outback Library Service
- Broken Hill Regional Art Gallery
- Customer Services
- Building and Planning Services
- Ranger Services – Parking Compliance

The reviews included staff workshops, benchmarking, process mapping, surveys and other general data collection applicable to each service. Information gathered led to a number of changes across these services to ensure services better align with available resources and also seasonal visitation trends to services such as the Broken Hill Regional Art Gallery and the Albert Kersten Mining & Mineral Museum. The Library opening hours were also reduced to align with state benchmarks and resource availability (to be reviewed in February 2019).

Other key outcomes included:

- Achieving funding and resourcing to document and digitise important Gallery and Museum collections
- Additional resources in our Planning Department and development of user friendly guides for Development Applications that will assist applicants
- Development of a Broken Hill Regional Art Gallery three year Strategic Business Plan.

Service Reviews are scheduled to continue through until the next Local Government Election in September 2020.

CUSTOMER RELATIONS

$200,000 Technology upgrade at the Library

The Broken Hill City Council was successful in the 2016/2017 State Library NSW Infrastructure grant round for technology that transformed the Broken Hill City Library into an engaging, flexible and well equipped hub focused on improving the digital literacy of the community. This grant aligned itself with the Council's technology architecture outlined in the *Broken Hill Smart Community Framework* and *Draft Digital Strategy*. Improvements have included:

- Upgrading of Wi-Fi
- Projector and screen
- Doubling the number of public access computers
- Introducing gaming computers for the youth
- RFID-Self Checkout
- Print management system
- New Library Management software
- After hours return chute
- CCT Security system
- 3D printer

Smart Community

A Smart Community implies a connected, technology enabled environment, where data is used to inform community leaders on how to improve service delivery, community planning and local commerce, to enhance each resident's quality of life. The aim of Smart Communities is to make Broken Hill an even better place to live, work, play and invest, by installing smart technology across the City. Council implemented several projects during 2017/2018 to help achieve a smart community:

- ***Free Wi-Fi – Smart Communities***
  Telstra technicians installed hardware for Council to provide free community Wi-Fi along Argent Street between Bromide and Oxide Streets, Patton Street between Comstock and South Streets, Patton Park, and the Airport. The $100,000 project is funded from Council's Innovation Reserve in partnership with Telstra.

- ***Media Releases***
  Council's media releases are available for viewing on Council's website and Council now offer an automated email alert service, either daily or weekly, to alert the public to when there is news.

- ***Video Conferencing Facilities***
  Councillors decided in 2017 to investigate ways of recording monthly meetings to upload online for people to view in real time. "Live streaming", whereby residents can tune into Council meetings on their computer or smart device, commenced. Although a live stream does not allow residents to directly interact with the meeting or Councillors, it does allow anyone to view proceedings from a computer or smart device, which in turn does promote more opportunity for the community to feel involved, gain greater knowledge about what is happening and provide openness and transparency to Council decisions. There were 13 Council meetings live streamed during 2017/2018, with videos uploaded to Council's Facebook page to view at any time after the meetings are concluded.

Customer Relations Framework

An initiative implemented during 2018 provided all Council staff from all departments the opportunity to work in Customer Relations to gain a greater understanding of who Council customers are and their needs. This initiative allows for Council staff to "think like the customer" and build on providing a greater customer experience.

Annual Food Collection
Council staff once again participated in the annual food collection for donation to the Catherine Haven Women's Refuge in December 2017.

Seven hampers were donated in 2017

BUILDINGS & PROPERTY

Broken Hill Regional Airport – Runway Maintenance
After some rain in August 2017, Council staff were straight onto rolling runway 14/32.

Runway 14/32

Improvements at the Broken Hill Regional Aquatic Centre
The Broken Hill Regional Aquatic Centre underwent some improvements this year including a new party room. The room provides a safe and relaxed atmosphere for families to enjoy the Centre whilst celebrating special events. The area is also considered multipurpose as it can be utilised for staff induction process and training requirements.

Another improvement has been the installation of shade sails in November 2017 for the comfort of patrons using the pool during our extremely hot summers. Since the installation these grassed areas have been well utilised with positive comments from the Management of the YMCA and patrons.

The new shade sails

Lighting Upgrade at GeoCentre
Lighting in the GeoCentre Exhibition Hall was upgraded to include track lighting, with LED dimmable light fittings. This upgrade will allow the museum to showcase more exhibits needing controlled lighting levels and will improve the lighting quality within the facility.

Improvements at Memorial Oval
Two major projects were completed at the Memorial Oval. Replacement of an ageing and non-compliant judge's box that had WHS issues was completed, to the great satisfaction of the Broken Hill Harness Racing Club. The structure was built using shipping containers.



The new judges box at Memorial Oval

There was also a renovation to the canteen facility. For many years this area had been non-compliant for food preparation. The works included a new safer food preparation area and the installation of air-conditioning units for the comfort of patrons.

STATUTORY REQUIREMENTS

Local Government Act 1993 and General Regulation Reporting Requirements

STATUTORY REQUIREMENTS

Local Government Act 1993 and General Regulation Reporting Requirements

In accordance with the NSW Office of Local Government's Integrated Planning and Reporting requirements, Council must:

1. prepare an annual report within 5 months of the end of the financial year;
2. provide a copy to the Minister for Local Government (via the Office of Local Government); and
3. post a copy of the Annual Report on Council's website.

Council's Annual Report must include the following information:

1. Council's achievement in implementing the Delivery program:
   - Council's 2017/2018 Delivery Program Report is included as Appendix A.
2. A copy of Council's required audited financial report is included as Appendix B.
3. Council's implementation of the Disability Inclusion Action Plan 2017-2021:
   - Council's 2017/2018 Disability Inclusion Action Plan Report is included as Appendix C.

AMOUNT OF RATES AND CHARGES WRITTEN OFF 2017/2018	
Total pensioner concession	$611,635.33
LESS subsidy reimbursement	$336,399.43
NETT Pensioner amount written off by Council	**$275,235.90**
Concessions – additional pension rebate	$8,320.51
Bad debts written off	$140.67
Roundings	Nil
TOTAL	**$283,697.08**

COUNCILLORS PAYMENT OF EXPENSES AND PROVISION OF FACILITIES	
Provision of dedicated office equipment allocated to councillors	$1,969.00
Telephone calls made by councillors (includes internet costs)*	$11,658.00
Attendance of councillors at conferences and seminars	$50,364.00
Training of councillors and provision of skill development	$11,849.00
Interstate visits by councillors, including transport, accommodation and other out-of-pocket travelling expenses	$17,511.20
Overseas visits by councillors, including transport, accommodation and other out-of-pocket travelling expenses	Nil
Expenses of any spouse, partner or other person who accompanied a councillor in the performance of his or her civic functions, being expenses payable in accordance with the Guidelines for the payment of expenses and the provision of facilities for Mayors and Councillors	Nil
Expenses involved in the provision of care for a child of, or an immediate family member of, a councillor	Nil
TOTAL	**$75,840.00**

*Unable to disaggregate costs.

Environmental Upgrades
Particulars of any environmental upgrade agreement entered into, in accordance with any requirements imposed under s406: No data to report for 2017/2018.

Special Variation
Report on activities funded via a special rate variation of general income including Special Rate Variation Guidelines* (SRV Guidelines) 7.1: No data to report for 2017/2018.

CONTRACTS OVER $150,000		
Details of each contract awarded for amounts greater than $150,000		
Contractor	**Goods / Service Provided**	**$**
Cavill Power Products Pty Ltd	Loader	214,690.00
Johnsons Truck and Coach Service Pty Ltd	Compactor	200,895.00
Johnsons Truck and Coach Service Pty Ltd	Multi Lift Hook Truck	263,710.00
Fulton Hogan Industries Pty Limited	Reconstruct failed sealed pavement sections	1,343,940.00

LEGAL PROCEEDINGS		
Summary of the amounts incurred by the Council in relation to legal proceedings		**Status**
Animal Control	$1,000.00	Complete
Corporate Litigation	$2,820,000.00	Ongoing
TOTAL	**$2,821,000.00**	

Works Carried Out On Private Land
Resolutions made under Section 67 concerning work carried out on private land: No data to report during 2017/2018.

FINANCIAL ASSISTANCE TO COMMUNITY UNDER S356 OF THE *LOCAL GOVERNMENT ACT 1993*: RATE SUBSIDIES	
RATE SUBSIDIES	$
Silver City Motor Cycle Club	4,930.90
West Broken Hill Rifle Club	8,392.17
Silver City Rifle Club	8,392.17
Broken Hill Gun Club Inc.	2,776.89
Silver City Small Bore Rifle Club	1,796.44
Broken Hill Pistol Club Inc.	2,554.06
Broken Hill Rifle Club Inc.	6,698.67
Mr Bright for Kantappa Station	518.72
TOTAL	**36,060.02**

FINANCIAL ASSISTANCE TO COMMUNITY UNDER S356 OF THE *LOCAL GOVERNMENT ACT 1993*	
MISCELLANEOUS SUBSIDIES	$
Broken Hill Prostate Cancer Support Group	2,011.00
Far West Local Health District	2,500.00
YMCA of Broken Hill	900.00
Patton Village Community and Business Assoc Inc.	6,000.00
Broken Hill Philharmonic Society	2,500.00
Broken Hill Veteran & Vintage Car Club Inc.	750.00
Broken Hill Little Athletics	3,000.00
Broken Hill Speedway Club Ltd	7,000.00
Community Restorative Centre	11,100.00
Under the Silver Tree Cooperation	9,750.00
Western Landcare NSW Inc.	12,000.00
Alma Public School	100.00
Burke Ward Public School	100.00
Railwaytown Public School	100.00
North Public School	100.00
Broken Hill Public School	100.00
Willyama High School	100.00
Broken Hill Tennis Association	8,000.00
Broken Hill High School	100.00
School Of The Air	100.00
Broken Hill Lions Club	645.00
Sacred Heart College	100.00
Morgan Street Public School	100.00
Silver City Racing Club Ltd	1,885.00
West Broken Hill Football Club	1,500.00
Broken Hill Civic Orchestra Inc.	2,800.00
Police & Community Youth Club	15,000.00
Royal Flying Doctor Service Ladies Auxiliary	2,000.00
Third Broken Hill Sea Scouts	2,000.00
Zinc Broken Hill Bowling Club	2,000.00
Broken Hill Repertory Society	9,000.00
Broken Hill Eisteddfod Society	4,000.00
Quota International of Broken	1,000.00
Broken Hill Golf and Country Club	500.00
Silver City Pastoral & Agricultural Inc.	5,965.00
Far West HACC Services Inc.	5,000.00
2 Dry FM Community Radio	3,000.00
TOTAL	**122,806.00**

Statement of all external bodies that exercised functions delegated by council Reg cl 217(1)(a6) – Section 355 Committees

Council currently has 11 external bodies (Section 355 Committees), that exercised functions delegated by Council. These committees were established in accordance with the provisions of Section 355 and Section 377 of the *Local Government Act 1993*. The committees are formed to assist Council in the management of a particular service or facility of Council. Council aims to appoint committees which are representative of the local community, or interest group of the particular service/facility.

Council's Section 355 Committees are:

- Alma Oval Community Committee
- Broken Hill Heritage Committee
- Broken Hill Regional Art Gallery Advisory Committee
- BIU Band Hall Community Committee
- Community Strategic Plan Round Table Committee
- ET Lamb Memorial Oval Community Committee
- Friends of the Flora and Fauna of the Barrier Ranges Committee
- Memorial Oval Community Committee
- Norm Fox Sporting Complex Community Committee
- Picton Sportsground Community Committee
- Riddiford Arboretum Community Committee

Statement of all corporations, partnerships, trusts, joint ventures, syndicates or other bodies in which council held a controlling interest. cl 217(1)(a7)

Council held no decision-making controlling interest in any corporation, partnership, trust, joint venture, syndicate or other body during the financial year 2017/2018.

Statement of all corporations, partnerships, trusts, joint ventures, syndicates or other bodies in which the council participated during the year Reg. cl 217(1)(a8)

During 2017/2018, Council participated in the following corporations, partnerships, trusts, joint ventures, syndicates or other bodies:

- Far West Joint Organisation
- State Emergency Services
- Broken Hill University Department of Rural Health - The Australian Prevention Partnership Centre
- Cities Power Partnership
- YMCA
- Australian Association of Bush Regenerators (AABR)
- Regional Development Australia
- Food Regulation Partnership
- PCYC
- Solar Film Festival
- NSW Trains - Broken Heel Festival train
- Regional Express Airlines
- Broken Hill Environmental Lead Centre
- Broken Hill South Rotary
- St Patricks Race Club
- Ability Links
- Broken Hill Historical Society Inc.
- NSW Emergency Services Property Levy
- West Darling Regional Arts Board

EQUAL EMPLOYMENT OPPORTUNITY AND DIVERSITY INITIATIVES	
IMPLEMENTED	% OF STAFF PARTICIPANTS
Formal flexibility agreement	<25%
Flexible leave arrangements (TIL)	33%
Regular part time work	<10%
Rostered/accrued days off	86%
Regular or occasional working remotely	33%
Job sharing	0%
Unpaid leave for carers of people with special needs	0%

Equal Employment Opportunity Target Groups
Encouraging young people to take up careers in local government, attracting and retaining mature aged workers with valuable experience and skills and engaging with under-utilised sections of the labour market such as women with young children, carers, people with disabilities, Indigenous people and people from culturally diverse backgrounds will assist to strengthen the organisation's ability to meet its future workforce needs.

Employee Satisfaction
The number of employee grievances an organisation receives is one measure of employee satisfaction levels and the well-being of the working environment. Council has a number of mechanisms in place for employees to raise awareness for identifying and responding to grievances, including policy and procedures; Workplace Consultative Committee, and EEO Contact Officers.

GENERAL MANAGER REMUNERATION PACKAGE* (01/07/2017 – 30/06/2018)	
Statement of the total remuneration comprised in remuneration package of the General Manager	
Total Remuneration*	$258,300

** Includes Salary, performance payments (where paid), superannuation, non-cash benefits, reportable FBT.*

SENIOR STAFF MEMBERS EMPLOYED BY COUNCIL (01/07/2017 – 30/06/2018)	
Statement of the total remuneration comprised in remuneration package of all senior staff members, expressed as the total (not of individual members)	
Total Remuneration	$95,192

A statement detailing the stormwater management services provided (if levied). Reg cl 217(1)(e)
No data to report for 2017/2018.

A statement detailing the coastal protection services provided (if levied). Reg cl 217(1)(e1)
No data to report for 2017/2018.

Companion Animals Act 1998 and *Companion Animals Regulation 2008*

POUND DATA: ANIMAL CONTROL STATISTICS 2017/2018		
Activity	**Total Dogs**	**Total Cats**
Seized	542	530
Returned/Released to Owner	327	19
Left at Council's mini-pound/drop off facility	-	-
Surrendered	71	16
Number microchipped	273	13
Released for re-homing	269	173

COMPLIANCE WITH *COMPANION ANIMAL ACT 988* (CA ACT) AND THE *COMPANION ANIMAL REGULATION 2008*	
Dog Attacks	Council lodged compliant returns to the Office of Local Government of pound data collection returns and dog attack incident data. During 2017/18 there were 7 dog attack incidents recorded.
Community Education Programs	Council did not implement any community programs during 2017/18.
Strategies To Promote De-Sexing	There were no strategies to promote de-sexing, microchipping, vaccination or health.
Strategies To Comply With Section 64 of the *Companion Animals Act 1998*	There were no strategies implemented to comply with Section 64 of the *Companion Animals Act 1998*.
Dog Off Leash Areas	Council provides two dog off leash areas for the residents of Broken Hill to exercise their dogs: • Patton Park – Broken Hill South • Queen Elizabeth Park – Broken Hill North
Funding	There was no funding spent relating to companion animal management and activities.

CAPITAL WORKS PROJECTS 2017/18	$
Local Road Reseals	356,356.22
Alma Oval Replace Switch Board	15,006.36
Caterpillar Loader	58,065.45
Mitsu Twin Cab Tipper	65,545.45
Isuzu 3 Way Tipper 16/17	130,000.00
Hino FD1124 Pro-Shift with 8m Bucher Compactor	200,985.19
Roads - Patton St & Comstock St Intersection	505,399.55
Roads - Eyre St & Comstock St Intersection	357,832.23
924K Loader	235,764.00
HP EVA 4400 Fibre Channel	76,770.91
Kodak 13250 Scanner	6,282.00
Memorial Oval Judges Box	160,032.69
Memorial Oval Renovation of Canteen Facilities	36,779.54
Broken Hill Regional Aquatic Centre Shade Sails	31,459.09
Broken Hill Regional Aquatic Centre Renovation of Party Area	38,317.95
Roads - Blende Street (Garnet to Jaolin)	84,010.62
KUBOTA mower x 2	61,438.00
Stormwater Drainage - land purchase	17,019.71
Administrative Centre Management System Replacement	22,384.18
Hino700 Series with multi lift hook	263,710.54
Passenger Vehicles	519,917.88
Sturt Park Outdoor Gym	39,964.00
Can-Am Defender HD8 ATV	16,354.55
Broken Hill City Library - Radio Frequency Identification System (RFID)	72,247.55
Airport Tractor	119,000.00
Broken Hill Regional Aquatic Centre Shower Trolley	4,862.27
Civic Centre Portable Dancefloor	10,615.00
Sturt Park - Irrigation Pump Replacement	15,738.71
Piano	16,359.09
IT - HP Pro Tablets	26,423.42
Broken Hill City Library - Computer Equipment	25,516.37
Roads - Stormwater Drainage	21,995.80
TOTAL	**3,612,154.32**

Carers Recognition Act 2010

Council auspices several carer programs and activities to support carers in their caring role. Council maintains a record of staff who identify as 'carers' as defined under the Act and are considerate of the impact this may have on their work life.

The Workplace Consultative Committee are kept up to date on changes in legislation impacting carers and the role of the organisation in supporting those staff. Further information on carer activities and education is frequently distributed throughout the Council and to various community stakeholders.

Disability Inclusion Plan

Council's Disability Inclusion Action Plan 2017-2021 was adopted by Council on 28 June 2017, minute number 45563. The Plan was created with the input of the Disability Inclusion Action Plan Working Party and the many community members who gave comments via survey or in face-to-face consultations. Many organisations also assisted Council to engage people with disability to participate in this process including the Rural and Remote Autism Network; NSW Ability Links Orana Far West; YMCA Broken Hill (and YMCA NSW); CareWest; Silverlea Services; Silverlea Early Childhood Services; Life Without Barriers; and the NSW Department of Family and Community Services Far West/Murrumbidgee District. In addition, staff within Broken Hill City Council provided significant contributions to the development of this Plan.

Environmental Planning and Assessment Act 1979

No data to report for 2017/2018.

Recovery and threat abatement plans in accordance with Fisheries Management Act 1994, s220ZT(2)

No data to report for 2017/2018.

INSPECTIONS OF PRIVATE SWIMMING POOLS 2017/18 IN ACCORDANCE WITH SWIMMING POOLS ACT 1992, S 22F (2) AND THE SWIMMING POOLS REGULATION 2008 (SP REG) CL 18BC	
Number of inspections of tourist and visitor accommodation	0
Number of inspections of premises with more than 2 dwellings	0
Number of inspections that resulted in issuance a certificate of compliance under section 22D of the Act	23
Number of inspections that resulted in issuance a certificate of non-compliance under clause 18BA of the Regulation	19

Government Information (Public Access) Act 2009 and Regulation

Council is committed to the following principles regarding public access to documents and information:

- Open and transparent government
- Consideration of the overriding public interest in relation to access requests
- Proactive disclosure and dissemination of information
- Respect for the privacy of individuals

Council is committed to the principle of open government as set out in its Code of Business Practice Policy. During 2017/18 Council received five applications under the *Government Information (Public Access) Act 2009*. In each case, the application was processed within the statutory timeframe and access was given to the information sought. The statistical information on the following pages about access applications to Council in 2017/2018 is provided in accordance with Schedule 2 of the *Government Information (Public Access) Regulation 2009*.

SUMMARY OF APPLICATIONS UNDER GIPA ACT	1 JULY 2017 – 30 JUNE 2018
NUMBER OF APPLICATIONS BY TYPE OF APPLICANT AND OUTCOME	
Access granted in full	3
Access granted in part	0
Access refused in full	0
Information not held	2
Information already available	0
Refuse to deal with application	0
Refuse to confirm/deny whether information is held	0
Application withdrawn	0
**More than one decision can be made in respect of a particular access application. If so, a recording must be made in relation to each such decision.*	
NUMBER OF APPLICATIONS BY TYPE OF APPLICATION AND OUTCOME	
Personal information applications* - Access granted in full	3
Personal information applications* - Information not held	2
**A personal information application is an access application for personal information (as defined in clause 4 of the Schedule 4 to the Act) about the applicant (the applicant being an individual)*	
INVALID APPLICATIONS	
No data to report for 2017/2018.	
CONCLUSIVE PRESUMPTION OF OVERRIDING PUBLIC INTEREST AGAINST DISCLOSURE: MATTERS LISTED IN SCHEDULE 1 OF THE ACT	
No data to report for 2017/2018.	
OTHER PUBLIC INTEREST CONSIDERATIONS AGAINST DISCLOSURE: MATTERS LISTED IN TABLE TO SECTION 14 OF THE ACT	
No data to report for 2017/2018.	
TIMELINES	
Decided within the statutory timeframe (20 days plus and extensions)	5
NUMBER OF APPLICATIONS REVIEWED UNDER PART 5 OF THE ACT (BY TYPE OF REVIEW AND OUTCOME)	
No data to report for 2017/2018.	

Public Interest Disclosure Act 1994 and Regulation 2011

Section 31 of the *Public Interest Disclosures Act 1994*, requires each public authority, within 4 months after the end of each reporting year, to prepare an annual report on the public authority's obligations under the Act for submission to the Minister responsible for the public authority. A copy of this report is to be provided to the Ombudsman.

THE *PUBLIC INTEREST DISCLOSURES REGULATION 2011*, REQUIRES THE FOLLOWING INFORMATION TO BE INCLUDED IN THE PUBLIC INTEREST DISCLOSURES ANNUAL REPORT:		
	REQUIREMENT	**STATISTIC**
(a)	The number of public officials who have made a public interest disclosure to the public authority	Nil
(b)	The number of public interest disclosures received by the public authority in total and the number of public interest disclosures received by the public authority relating to each of the following: i) corrupt conduct ii) maladministration iii) serious and substantial waste of public money or local government money (as appropriate) iv) Government information contraventions v) local government pecuniary interest contraventions	Nil Nil Nil Nil Nil Nil
(c)	The number of public interest disclosures finalised by the public authority	Nil
(d)	Whether the public authority has a public interest disclosure policy in place	A copy of Council's Reporting of Public Interest Disclosures Policy is available on Council's website www.brokenhill.nsw.gov.au
(e)	What actions the head of the public authority has taken to ensure that his or her staff awareness responsibilities under section 6E (1) (b) of the Act have been met.	Council's Reporting of Public Interest Disclosures Policy was adopted by Council 31 July 2017 and is available on Council's website. Local Government NSW facilitated Public Interest Disclosure Act and Government Information Public Access (GIPA) Training for staff on 18 and 19 July 2017. Information on Policies and Procedures are also included in Council's Corporate Induction Program.

DOING BUSINESS WITH COUNCIL

CUSTOMER RELATIONS
The Customer Relation team is Council's first contact point for the community. The Customer Relations team is available for face-to-face and telephone enquiries from 8.30am to 5pm, Monday to Friday. Council's cashier closes at 4pm daily.

PUBLIC OFFICER
Council's Public Officer can provide information on Council's plans, policy documents and information under the *Government Information (Public Access) Act*.

COUNCIL NOTICES
Council advertises regularly in the Barrier Daily Truth newspaper, including information about proposed developments, draft policies, positions vacant, tenders, quotations, public notices and Council meeting dates and times. Council advertises in other publications when relevant.

COUNCIL'S WEBSITE
Council's website can be accessed at www.brokenhill.nsw.gov.au. The website includes information about Council services, media releases, positions vacant, booking information for Council facilities. Public documents can also be accessed on the website and includes Business Papers, Integrated Panning and Reporting documents, Plans and Policies.

CORRESPONDENCE
All correspondence to Council should be addressed to the General Manager and forwarded to:

Broken Hill City Council
PO Box 448
BROKEN HILL NSW 2880
Telephone: 08 8080 3300
Facsimile: 08 8080 3424
Email: council@brokenhill.nsw.gov.au

COUNCIL CONTACT DIRECTORY

HOW?	CONTACT DETAILS
IN PERSON	Council Administrative Centre 240 Blende Street Broken Hill NSW 2880
POST	Broken Hill City Council PO Box 240 Broken Hill NSW 2880
PHONE	08 8080 3300
FAX	08 8088 3424
EMAIL	council@brokenhill.nsw.gov.au
OPENING HOURS	8.30am to 5pm Monday to Friday Cashier closes at 4pm
AFTER HOURS	
ANIMAL CONTROL	02 8579 0325
PARKS & ROADS	0408 858 368

APPENDIX A DELIVERY PROGRAM PROGRESS REPORT 2017/2018
APPENDIX B FINANCIAL STATEMENTS 2017/2018
APPENDIX C DISABILITY INCLUSION ACTION PLAN PROGRESS REPORT 2017/2018

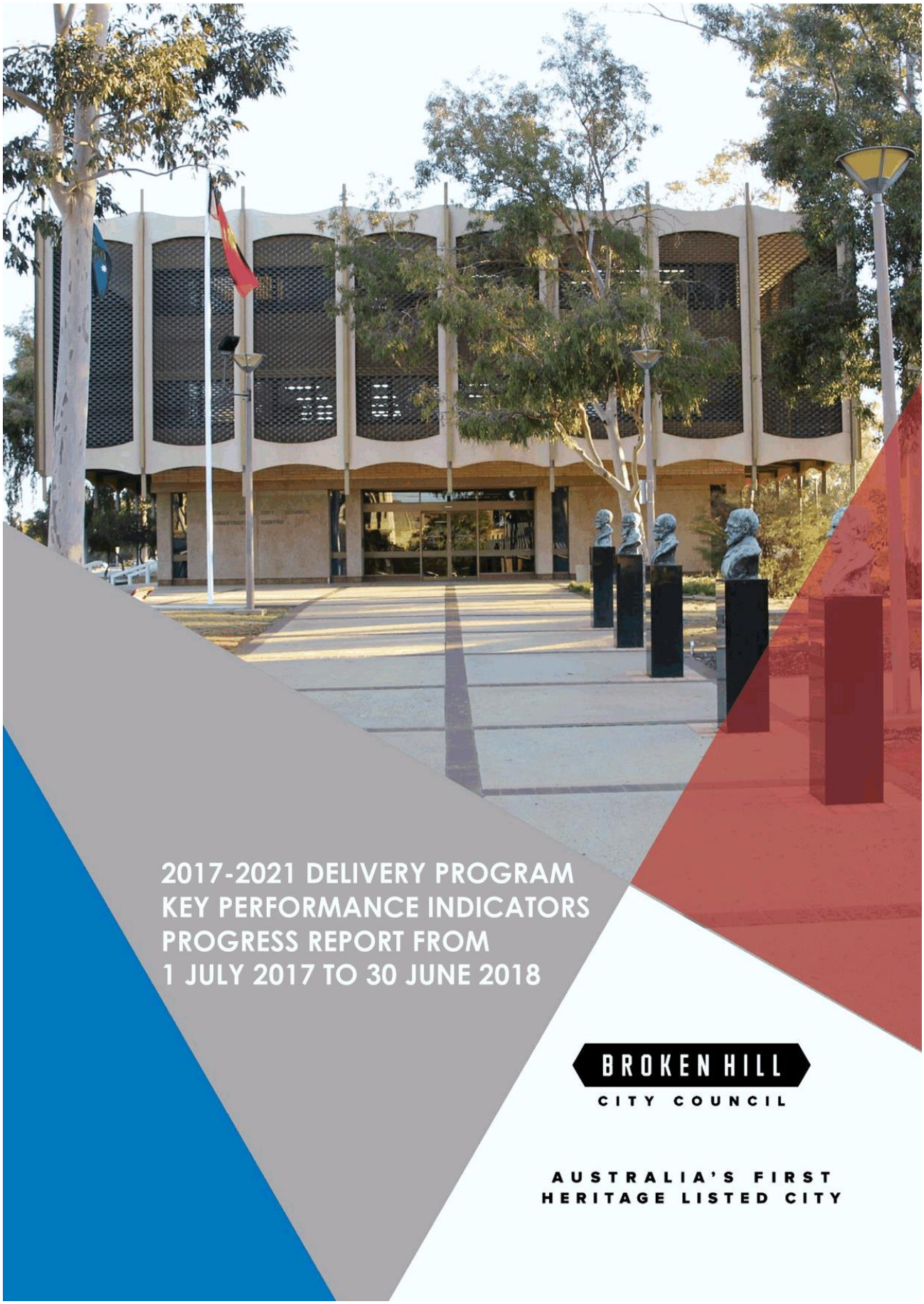

2017-2021 DELIVERY PROGRAM KEY PERFORMANCE INDICATORS PROGRESS REPORT FROM 1 JULY 2017 TO 30 JUNE 2018

BROKEN HILL
CITY COUNCIL

AUSTRALIA'S FIRST
HERITAGE LISTED CITY

BROKEN HILL
CITY COUNCIL

QUALITY CONTROL		
TRIM REFERENCES	D18/38587 – 16/165	
KEY DIRECTION	4. Our Leadership	
OBJECTIVE	4.1 Openness and Transparency in Decision Making	
FUNCTION	Leadership & Governance	
STRATEGY	4.1.1.13 Six monthly Delivery Program progress reports in accordance with IP&R Guidelines	
RESPONSIBLE OFFICER	General Manager	
COMPANY	Broken Hill City Council	
PHONE NUMBER	08 8080 3300	
EMAIL ADDRESS FOR ENQUIRIES ONLY	council@brokenhill.nsw.gov.au	
DATE	ACTION	MINUTE NO.
29 August 2018	Adopted by Council	45884
NOTES	Front Cover Image: Broken Hill City Council Administrative Centre Images sourced from Council's Image Library © Copyright Broken Hill City Council 2018	
ASSOCIATED DOCUMENTS	Delivery Program 2017-2021 Operational Plan 2017/2018	

BROKEN HILL
CITY COUNCIL

KPI STATUS KEY

STATUS		DEFINITION
Completed		This task has been achieved and there is no further report requirements.
In Progress		This task is currently being reviewed and/or relevant works to achieve this task are being undertaken.
Ongoing		This task continues to be relevant and no final report is available at this time.
Deferred		This task has been determined that further information or investigation is to occur prior to works being undertaken.
Not Commenced		This task is not required to be reported upon during this report period and will be reviewed during a future report period.
Not Achieved		This task has been unsuccessfully competed or not completed and Council will investigate and determine if this task should be reopened for review.

TABLE OF CONTENTS

ORGANISATION SNAPSHOT 5

OUR COMMUNITY 6

OBJECTIVE: 1.1 People in our community are in safe hands 7

OBJECTIVE: 1.2 Our community works together 22

OBJECTIVE: 1.3 Our history, culture and diversity is embraced and celebrated 32

OBJECTIVE: 1.4 Our built environment supports our quality of life 43

OBJECTIVE: 1.5 Our health and wellbeing ensures that we live life to the full 56

OUR ECONOMY 63

OBJECTIVE: 2.1 Our economy is strong and diversified and attracts people to work, live and invest 64

OBJECTIVE: 2.2 We are a destination of choice and provide a real experience that encourages increased visitation 78

OBJECTIVE: 2.3 A supported and skilled workforce provides strength and opportunity 97

OUR ENVIRONMENT 101

OBJECTIVE: 3.1 Our environmental footprint is minimised 102

OBJECTIVE: 3.2 Natural Flora and Fauna environments are enhanced and protected 119

OBJECTIVE: 3.3 Proactive, innovative and responsible planning supports the community, the environment and beautification of the city 129

OUR LEADERSHIP 137

OBJECTIVE: 4.1 Openness and transparency in decision making 138

OBJECTIVE: 4.2 Our leaders make smart decisions 155

OBJECTIVE: 4.3 We Unite to Succeed in Australia's First Heritage Listed City 170

OBJECTIVE: 4.4 Our Community is Engaged and Informed 178

BROKEN HILL
CITY COUNCIL

ORGANISATION SNAPSHOT

DP Action KPI Status for Council

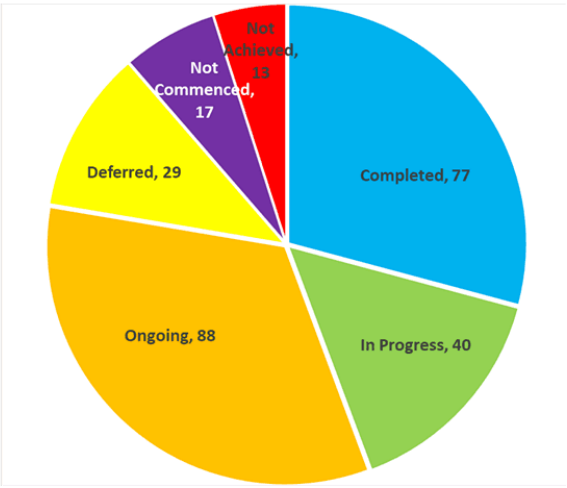

OP Action KPI Status for Council

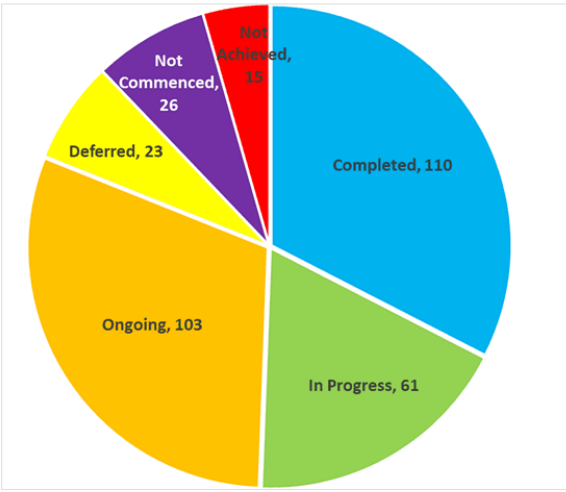

Completed ■ In Progress ■ Ongoing ■ Deferred ■ Not Commenced ■ Not Achieved ■

BROKEN HILL
CITY COUNCIL

OUR COMMUNITY

DP Action KPI Status

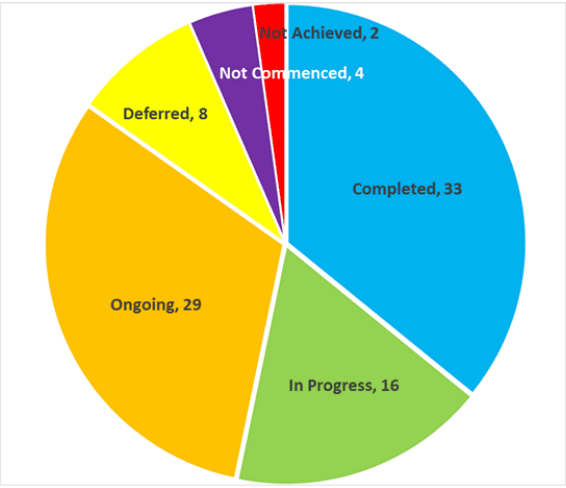

OP Action KPI Status

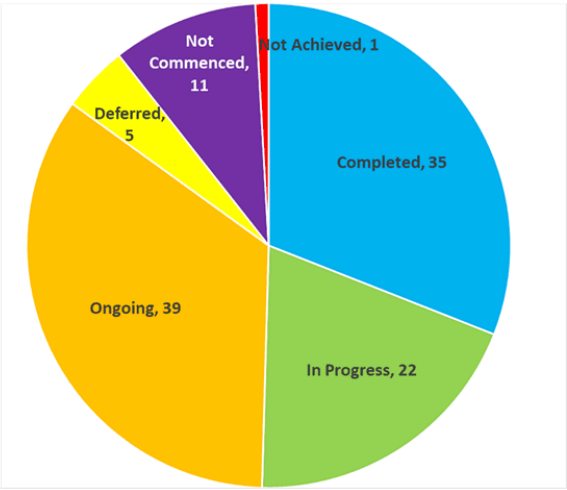

Completed In Progress Ongoing Deferred Not Commenced Not Achieved

OBJECTIVE: 1.1 People in our community are in safe hands

STRATEGY: 1.1.1 Increase community awareness of safer community initiatives

DP ACTION: 1.1.1.01 Participate in community awareness for safer community initiatives

FUNCTION	POSITION	17/18	18/19	19/20	20/21
Public Safety	Infrastructure Projects Engineer	Yes	Yes	Yes	Yes

DP Performance Indicator(s)	Comment	KPI Status
1. Active participation	Council has been proactive in supporting community awareness campaigns/opportunities for safer community initiatives for Council to participate in. Council met with Compass Housing in February 2018 to discuss strategies for safer communities. Council also actively participates in the Local Emergency Management Committee and the Local Traffic Committee to ensure a safer community. Council has also been actively working on increasing community safety with the provision of smart lighting and CCTV in public parks primarily Sturt Park and Patton Park. Funding has been sought for the project and development may progress during the 2018-19 year.	

OP ACTION: C01 Implement and promote a voluntary food safety 'Scores on Doors' program

FUNCTION	POSITION	TARGET DATE	COMPLETED DATE	MEASURE	COMMENTS	KPI STATUS
Public Safety	Manager Planning, Development & Compliance	30-Jun-2018		1. Program developed and implemented	Program fully developed and implemented.	
				2. 85% participation	62% of all high risk/medium risk food businesses were inspected to 30 June 2018. All eligible premises were graded (school canteens and preschools are not eligible to participate in the Scores On Doors Program).	

Completed In Progress Ongoing Deferred Not Commenced Not Achieved

				41% of food businesses were issued a Scores on Doors Certificate as follows: a) 8 x 3 star rating b) 10 x 4 star rating c) 5 x 5 star rating d) 15 x food businesses failed their assessment and achieved 'No Grade".	

DP ACTION: 1.1.1.02 Develop initiatives to increase responsible pet ownership

FUNCTION	POSITION	17/18	18/19	19/20	20/21
Public Order	Manager Planning, Development & Compliance	Yes	Yes	Yes	Yes

DP Performance Indicator(s)	Comment	KPI Status
1. Two public and school education programs undertaken annually	Programs have been deferred due to a shortage of Ranger staff.	

OP ACTION: C02 Provide education and awareness in relation to the responsibility of pet ownership

FUNCTION	POSITION	TARGET DATE	COMPLETED DATE	MEASURE	COMMENTS	KPI STATUS
Public Order	Manager Planning, Development & Compliance	30-Jun-2018		1. Undertake two education and awareness programs annually	All information on Council's webpage has been updated and is current. Media releases addressed community concerns.	
				2. Undertake door knock program	Deferred due to shortage of Ranger staff.	
				3. Investigate funding for Companion Animal Desexing Program	No current funding available.	

Completed In Progress Ongoing Deferred Not Commenced Not Achieved

DP ACTION: 1.1.1.03 Ensure compliance obligations under the Swimming Pools Act 1992

FUNCTION	POSITION	17/18	18/19	19/20	20/21
Public Order	Manager Planning, Development & Compliance	Yes	Yes	Yes	Yes

DP Performance Indicator(s)	Comment	KPI Status
1. Review Swimming Pool Barrier Policy annually	Swimming Pool Barrier Inspection policy adopted by Council 29 November 2017 Minute No. 45699.	
2. 100% of swimming pool inspection requests are carried out within legislated timeframes	Approximately 80% of inspections were carried out within 10 days. Council issued 23 certificates of compliance under section 22D and 19 certificates of non-compliance under clause 18BA	
3. Two swimming pool safety promotion activities completed annually	Advertisements were placed in local newspaper and on Council's website.	

OP ACTION: C03 Compliance and promotion of the Swimming Pools Act 1992

FUNCTION	POSITION	TARGET DATE	COMPLETED DATE	MEASURE	COMMENTS	KPI STATUS
Public Order	Manager Planning, Development & Compliance	30-Jun-2018		1. Number of swimming pools inspected	42 Swimming pools inspected during July 2017 to June 2018.	
				2. Number of swimming pool safety awareness programs undertaken	Swimming pool safety awareness provided via one media release, new information placed on Council's website and via one-on-one conversations.	

OP ACTION: C04 Review Swimming Pool Barrier Policy

FUNCTION	POSITION	TARGET DATE	COMPLETED DATE	MEASURE	COMMENTS	KPI STATUS
Public Order	Manager Planning, Development & Compliance	30-Jun-2018		1. Policy adopted by 30 June 2018	Swimming Pool Barrier Inspection policy adopted by Council 29 November 2017 Minute No. 45699.	

Completed ■ In Progress ■ Ongoing ■ Deferred ■ Not Commenced ■ Not Achieved ■

DP ACTION: 1.1.1.12 Promote parking compliance and safety surrounding school zones in the City

FUNCTION	POSITION	17/18	18/19	19/20	20/21
Public Order	Manager Planning, Development & Compliance	Yes	Yes	Yes	Yes

DP Performance Indicator(s)	Comment	KPI Status
1. Minimum of two media releases annually	Media releases issued in June 2017 and June 2018.	
2. Licence plate recognition software implemented	Ongoing utilisation of licence plate recognition software.	

OP ACTION: C24 Promote parking compliance

FUNCTION	POSITION	TARGET DATE	COMPLETED DATE	MEASURE	COMMENTS	KPI STATUS
Public Order	Manager Planning, Development & Compliance	30-Jun-2018		1. Number of parking infringements issued	A total of 470 parking infringement notices were issued for the reporting period of 1 July 2017 to 30 June 2018, with 230 parking infringements issued during 1 July to 31 December 2017 and 240 parking infringement notices issued from 1 January to 30 June 2018.	

STRATEGY: 1.1.2 Promote a whole of community approach aimed at reducing preventable crime and nuisance within the city
DP ACTION: 1.1.1.04 Review the Safer Broken Hill Community Safety and Crime Prevention Plan

FUNCTION	POSITION	17/18	18/19	19/20	20/21
Public Safety	Infrastructure Projects Engineer	Yes	No	No	No

DP Performance Indicator(s)	Comment	KPI Status
1. Review undertaken	The review of the Community Safety and Crime Prevention Plan will be raised at a Broken Hill Community Round Table Meeting as the Local Community Safety Precinct Committee no longer exists. The review of the document will require input from all representatives. The Plan is to be raised at a meeting in the 2018-19 year.	

Completed In Progress Ongoing Deferred Not Commenced Not Achieved

OP ACTION: C05 Partner with the community through participation in the Local Community Safety Precinct Committee (LCSPC) to reduce preventable crime

FUNCTION	POSITION	TARGET DATE	COMPLETED DATE	MEASURE	COMMENTS	KPI STATUS
Public Safety	Infrastructure Projects Engineer			1. Participation at LCSPC meetings	The Local Community Safety Precinct Committee no longer exists. The Community Strategic Plan Round Table Committee will discuss issues regarding community safety.	

OP ACTION: C06 Review Community Safety Crime and Prevention Plan

FUNCTION	POSITION	TARGET DATE	COMPLETED DATE	MEASURE	COMMENTS	KPI STATUS
Public Safety	Infrastructure Projects Engineer	30-Jun-2018		1. Plan reviewed by 30 June 2018	The review of the Community Safety and Crime Prevention Plan will be raised at the Broken Hill Community Round Table Meeting. The review of the document will require input from all representatives. The Plan will be raised for review at the first meeting in 2018-19	

DP ACTION: 1.1.1.05 Support the objectives of the Safer Broken Hill Community Safety and Crime Prevention Plan

FUNCTION	POSITION	17/18	18/19	19/20	20/21
Public Safety	Infrastructure Projects Engineer	Yes	Yes	Yes	Yes

DP Performance Indicator(s)	Comment	KPI Status
1. Responsible objectives within the plan are met	Council continually supports the overarching objectives of the Community Safety and Crime Prevention Plan including: • to increase community awareness of safer community initiatives; • to promote a whole of community approach aimed at reducing preventable crime within the city;	

Completed In Progress Ongoing Deferred Not Commenced Not Achieved

• to strengthen and encourage partnerships that promote a coordinated approach to community safety and will participate where required.

OP ACTION: C07 Support identified actions within the Community Safety and Crime Prevention Plan

FUNCTION	POSITION	TARGET DATE	COMPLETED DATE	MEASURE	COMMENTS	KPI STATUS
Public Safety	Infrastructure Projects Engineer	30-Jun-2018		1. Number of objectives supported	Council supported objectives associated with the Safe Physical Environment, Safe Public Spaces and Secure Homes by seeking funding for the installation of CCTV in key locations and lighting upgrades to public spaces such as Sturt Park, Argent Street, Patton Park and Council Facilities.	

OP ACTION: C08 Develop a policy for the use of CCTV cameras in public spaces

FUNCTION	POSITION	TARGET DATE	COMPLETED DATE	MEASURE	COMMENTS	KPI STATUS
Public Safety	Infrastructure Projects Engineer			1. Policy developed by 30 June 2018	Council has developed a draft Policy in consultation with NSW Police Barrier Local Command for the use of CCTV cameras in public spaces which is currently being reviewed prior to Council adoption in the 2018-19 year.	

OP ACTION: C09 Develop a Memorandum of Understanding with the NSW Police Barrier Local Command dealing with the use of CCTV in Broken Hill

FUNCTION	POSITION	TARGET DATE	COMPLETED DATE	MEASURE	COMMENTS	KPI STATUS
Public Safety	Infrastructure Projects Engineer	30-Jun-2018		1. Memorandum of Understanding signed	Memorandum of Understanding currently requires development and further consultation with key stakeholders.	

Completed In Progress Ongoing Deferred Not Commenced Not Achieved

OP ACTION: C10 Develop procedures dealing with the use of CCTV cameras in public spaces that comply with legislative requirements

FUNCTION	POSITION	TARGET DATE	COMPLETED DATE	MEASURE	COMMENTS	KPI STATUS
Public Safety	Infrastructure Projects Engineer	30-Jun-2018		1. Procedures developed	Draft CCTV Procedures have been developed along with the policy which requires review prior to sending to Council for adoption.	

OP ACTION: C11 Develop Lighting Strategy in line with the Broken Hill Living Museum + Perfect Light Plan

FUNCTION	POSITION	TARGET DATE	COMPLETED DATE	MEASURE	COMMENTS	KPI STATUS
Public Safety	Infrastructure Projects Engineer	30-Jun-2018		1. Strategy developed in accordance with Smart Community Framework	Lighting Strategy not developed during the 2017-18 year. This Strategy is no longer required due to Council becoming involved in a joint NSW Councils local government driven project called Southern Lights. This project aims to change street lighting in Southern NSW, by rolling out LED and smart technology to improve service levels, safety and reduce crime. The Southern Lights project has commenced.	

DP ACTION: 1.1.1.06 Seek funding opportunities for increased lighting and crime prevention initiatives including CCTV for identified locations

FUNCTION	POSITION	17/18	18/19	19/20	20/21
Public Safety	Infrastructure Projects Engineer	Yes	No	No	No

DP Performance Indicator(s)	Comment	KPI Status
1. Funding is achieved	Funding was applied for during the 2017-18 year. Council has received funding for the installation of CCTV at Sturt Park. Council will actively seek funding for other public spaces and plan for scheduled installation of CCTV at its facilities.	
2. CCTV locations identified	The CCTV locations identified as follows:	

Completed In Progress Ongoing Deferred Not Commenced Not Achieved

- Broken Hill South Community Centre and Library
- Broken Hill City Council
- Sturt and Patton Parks
- Argent Street (Oxide to Chloride)
- Roundhouse Toilets
- Charles Rasp Memorial Library
- Civic Centre
- Broken Hill Regional Airport
- The Theatre Royal Hotel
- Broken Hill Regional Art Gallery

OP ACTION: C12 Develop a plan for CCTV camera locations

FUNCTION	POSITION	TARGET DATE	COMPLETED DATE	MEASURE	COMMENTS	KPI STATUS
Public Safety	Infrastructure Projects Engineer	30-Jun-2018		1. Plan developed in accordance with the Smart Community Framework	Plan for CCTV placements is currently under development. Research has been completed on suitable products and advice is being sought from specialists on placement of CCTV at specific locations. The Sturt Park, Patton Park, Geocentre and Art Gallery are planned to receive CCTV in the 2018-19 year.	

DP ACTION: 1.1.1.07 Develop, plan and implement initiatives aimed at increasing animal control in the City

FUNCTION	POSITION	17/18	18/19	19/20	20/21
Public Order	Manager Planning, Development & Compliance	Yes	Yes	Yes	Yes

DP Performance Indicator(s)	Comment	KPI Status
1. Number of initiatives developed annually	Council resolved to develop a Council owned and operated animal pound which is in Development Approval stage. Council is constantly seeking grants to promote responsible pet ownership through free micro-chipping and desexing campaigns.	

Completed In Progress Ongoing Deferred Not Commenced Not Achieved

OP ACTION: C13 Compliance inspections of all declared dangerous and restricted dogs within the City to ensure compliance with legislation

FUNCTION	POSITION	TARGET DATE	COMPLETED DATE	MEASURE	COMMENTS	KPI STATUS
Public Order	Manager Planning, Development & Compliance	30-Jun-2018		1. 100% compliance inspections undertaken annually	All enclosures were inspected during July 2017 to 30 June 2018. Compliance inspections were conducted in accordance with legislation.	

OP ACTION: C14 Provide a ranger service to undertake animal control activities

FUNCTION	POSITION	TARGET DATE	COMPLETED DATE	MEASURE	COMMENTS	KPI STATUS
Public Order	Manager Planning, Development & Compliance	30-Jun-2018		1. % of animal related complaints investigated within service standards	100% of animal related complaints were investigated within 2 days during July 2017 to June 2018.	
				2. 90% of dog attacks investigated within two business days	100% of dog attacks were investigated within 2 days during July 2017 to June 2018.	

OP ACTION: C15 Provide a pound facility in accordance with legislation

FUNCTION	POSITION	TARGET DATE	COMPLETED DATE	MEASURE	COMMENTS	KPI STATUS
Public Order	Manager Planning, Development & Compliance	30-Jun-2018		1. 100% compliance	Pound facility is currently provided by a contractor. Council is currently in the planning stages for the development of a new Council owned and operated pound.	

Completed In Progress Ongoing Deferred Not Commenced Not Achieved

DP ACTION: 1.1.1.08 Review Companion Animals Management Plan

FUNCTION	POSITION	17/18	18/19	19/20	20/21
Public Order	Manager Planning, Development & Compliance	Yes	No	No	No

DP Performance Indicator(s)	Comment	KPI Status
1. Plan reviewed by 30 June 2018	Companion Animals Management Plan review is 80% completed. Plan is to include operational matters associated with the proposed Council operated pound, hence review is paused until operational matters have been sorted.	

OP ACTION: C16 Review Companion Animals Management Plan

FUNCTION	POSITION	TARGET DATE	COMPLETED DATE	MEASURE	COMMENTS	KPI STATUS
Public Order	Manager Planning, Development & Compliance	30-Jun-2018		1. Plan reviewed by 20 June 2018	Companion Animals Management Plan review at 80% completion.	

DP ACTION: 1.1.1.09 Implement actions from Companion Animals Management Plan

FUNCTION	POSITION	17/18	18/19	19/20	20/21
Public Order	Manager Planning, Development & Compliance	No	Yes	Yes	Yes

DP Performance Indicator(s)	Comment	KPI Status
1. Number of actions implemented	Scheduled for 2018/2019.	

DP ACTION: 1.1.1.10 Provide public health and safety initiatives and carry out compliance activities

FUNCTION	POSITION	17/18	18/19	19/20	20/21
Public Health	Manager Planning, Development & Compliance	Yes	Yes	Yes	Yes

DP Performance Indicator(s)	Comment	KPI Status
1. 100% of scheduled premises inspected once annually	Inspections not completed to date. Inspection program to be completed prior to December 2018.	
2. One promotion activity undertaken annually	Health promotion activity to be clarified. To discuss with NSW Health emerging health issues for promotion.	

Completed In Progress Ongoing Deferred Not Commenced Not Achieved

					The Public Health section on Council's website does not provide a broad range of information on food safety and public health matters (skin penetration premises, noise complaints, and air pollution complaints). Website content is currently being reviewed to provide this information.	

OP ACTION: C17 Inspect and enforce health standards through the Food Regulation Partnership with the NSW Food Authority

FUNCTION	POSITION	TARGET DATE	COMPLETED DATE	MEASURE	COMMENTS	KPI STATUS
Public Health	Manager Planning, Development & Compliance	30-Jun-2018		1. 80% of all 'high risk' food premises inspected	62% of all high risk/medium risk food businesses have been inspected to date. Assessments have been scheduled to start earlier in period 2018/2019 to complete full inspection program by EOFY 2018/2019.	
				2. Number of enforcement actions	2 x Improvement Notices issued and 1 x Improvement Notice proceeded to Prohibition Order.	
				3. % of complaints investigated within required timeframe	16 food business/foodborne illness complaints received to 30 June 2018. Customers contacted within 2 business days to clarify complaint details.	

OP ACTION: C18 Promote 'I'm Alert' online training tool to registered food handlers

FUNCTION	POSITION	TARGET DATE	COMPLETED DATE	MEASURE	COMMENTS	KPI STATUS
Public Health	Manager Planning, Development & Compliance	30-Jun-2018		1. A minimum of 50 enrolments annually	Only two food handlers completed the course in FY 2018/2019. I'm Alert will continue to be promoted and subscription to I'm Alert was renewed for FY 2018/2019. I'm Alert is promoted at food business assessments where a gap in skills and knowledge has been identified.	

Completed In Progress Ongoing Deferred Not Commenced Not Achieved

					A link to the I'm Alert course is also included in correspondence such as warning letters. Please note, there is no legal obligation for food businesses to enrol and complete I'm Alert. Food business proprietors can provide training in-house, ask the Food Safety Supervisor to complete training, or send food handlers to a registered training organisation such as TAFE.	

OP ACTION: C19 Develop Septic Tank register

FUNCTION	POSITION	TARGET DATE	COMPLETED DATE	MEASURE	COMMENTS	KPI STATUS
Public Health	Manager Planning, Development & Compliance	30-Jun-2018		1. Register developed	Register development is in progress.	
				2. Number of annual septic tank inspections carried out	While the register and policy is being developed, wastewater systems are currently inspected on a complaint basis or where new applications are received.	

OP ACTION: C20 Develop Septic Tank policy

FUNCTION	POSITION	TARGET DATE	COMPLETED DATE	MEASURE	COMMENTS	KPI STATUS
Public Health	Manager Planning, Development & Compliance	30-Jun-2018		1. Policy adopted by 30 June 2018	A literature review for Septic Tank policy content is ongoing and policy will be developed in 2018/2019.	

Completed In Progress Ongoing Deferred Not Commenced Not Achieved

OP ACTION: C21 Cooling towers inspected annually

FUNCTION	POSITION	TARGET DATE	COMPLETED DATE	MEASURE	COMMENTS	KPI STATUS
Public Health	Manager Planning, Development & Compliance	30-Jun-2018		1. % of cooling towers inspected	Inspections not completed to date. Inspection program to be completed prior to December 2018.	

OP ACTION: C22 Public swimming pools inspected twice annually

FUNCTION	POSITION	TARGET DATE	COMPLETED DATE	MEASURE	COMMENTS	KPI STATUS
Public Health	Manager Planning, Development & Compliance	30-Jun-2018		1. % of public swimming pools inspected twice annually	Inspections not completed to date. Inspection program to be completed prior to December 2018.	

STRATEGY: 1.1.3 Strengthen and encourage partnerships that promote a coordinated approach to community safety
DP ACTION: 1.1.1.11 Maintain partnership with NSW Police to maximise public safety through safe building and environment initiatives

FUNCTION	POSITION	17/18	18/19	19/20	20/21
Public Safety	Manager Planning, Development & Compliance	Yes	Yes	Yes	Yes

DP Performance Indicator(s)	Comment	KPI Status
1. Attend minimum of two Liquor Accord meetings annually	No meeting invitations received during July 2017 to June 2018.	
2. Established Memorandum of Understanding is reviewed biannually	Established Memorandum of Understanding has been reviewed.	

Completed In Progress Ongoing Deferred Not Commenced Not Achieved

OP ACTION: C23 Actively implement 'Safer by Design Protocols'

FUNCTION	POSITION	TARGET DATE	COMPLETED DATE	MEASURE	COMMENTS	KPI STATUS
Public Safety	Manager Planning, Development & Compliance	30-Jun-2018		1. Memorandum of Understanding with NSW Police reviewed and signed	Established Memorandum of Understanding has been reviewed.	
				2. Number of referrals provided/received for comment	1 referral received for comment.	

STRATEGY: 1.1.4 Provide protection from natural and technological disasters
DP ACTION: 1.1.1.13 Actively participate and support the Local, Regional and State Emergency Management Committees

FUNCTION	POSITION	17/18	18/19	19/20	20/21
Public Safety	Infrastructure Projects Engineer	Yes	Yes	Yes	Yes

DP Performance Indicator(s)	Comment	KPI Status
1. Attend quarterly meetings	Council attended all scheduled Local Emergency Management Committee meetings for the year of 2017/2018 providing services of Local Emergency Management Officer and Secretarial support	
2. Attend a minimum of one regional committee meeting annually	No meetings were attended in July to December 2017. Council phoned in to the Regional Committee Meeting held in Dareton on 27 February 2018.	
3. Participate and support one emergency management exercise annually	Council actively participated in the planned emergency exercise Operation Shotcrete held on 20 February 2018, which tested emergency response to an incident at the airfield.	

Completed In Progress Ongoing Deferred Not Commenced Not Achieved

OP ACTION: C25 Facilitate the Local Emergency Management Committee

FUNCTION	POSITION	TARGET DATE	COMPLETED DATE	MEASURE	COMMENTS	KPI STATUS
Public Safety	Infrastructure Projects Engineer	30-Jun-2018		1. Number of meetings facilitated	Two LEMC meetings were Chaired from July to December 2017. Two LEMC meetings were chaired from January to June 2018.	
				2. Participation at meetings by agencies	August 2017 LEMC meeting was attended by seven agencies. November 2017 LEMC meeting was attended by eight agencies. February 2018 LEMC Meeting was attended by seven agencies, May 2018 LEMC Meeting attended by seven agencies	

OP ACTION: C26 Participate in emergency exercises with other combat and support agencies

FUNCTION	POSITION	TARGET DATE	COMPLETED DATE	MEASURE	COMMENTS	KPI STATUS
Public Safety	Infrastructure Projects Engineer	30-Jun-2018		1. Number of exercises attended	Operation Shotcrete was the next emergency exercise held 20 February 2018 at the Broken Hill Regional Airport. Council and other emergency agencies participated in this exercise which tested emergency response to an emergency on an airfield.	

OP ACTION: C27 Support emergency services as required to minimise the risk of combat or recovery from natural, biological or technical disasters

FUNCTION	POSITION	TARGET DATE	COMPLETED DATE	MEASURE	COMMENTS	KPI STATUS
Public Safety	Infrastructure Projects Engineer	30-Jun-2018		1. Number of support services provided	Provision of support services was not required during July 2017 to June 2018.	

Completed In Progress Ongoing Deferred Not Commenced Not Achieved

OBJECTIVE: 1.2 Our community works together

STRATEGY: 1.2.1 Develop, implement, support and promote initiatives to celebrate the achievements within the community

DP ACTION: 1.2.1.01 Facilitate the celebration of Australia Day

FUNCTION	POSITION	17/18	18/19	19/20	20/21
Community Development	Events Coordinator	Yes	Yes	Yes	Yes

DP Performance Indicator(s)	Comment	KPI Status
1. Annual event held	Australia Day Awards ceremony conducted on 26 January 2018 with approximately 300 people in attendance.	

OP ACTION: C28 Conduct an official ceremony for Australia Day

FUNCTION	POSITION	TARGET DATE	COMPLETED DATE	MEASURE	COMMENTS	KPI STATUS
Community Development	Events Coordinator	30-Jun-2018		1. Numbers attending the ceremony show an increase on previous year	Due to extreme temperatures on 26 January 2018, the numbers attending the Australia Day ceremony remained equal or slightly lower to previous year.	

OP ACTION: C29 Encourage the community to nominate someone for an Australia Day Award

FUNCTION	POSITION	TARGET DATE	COMPLETED DATE	MEASURE	COMMENTS	KPI STATUS
Community Development	Events Coordinator	30-Jun-2018		1. Increased number of nominations received compared to previous year	100% increase from previous year for Australia Day Award nominations.	

Completed In Progress Ongoing Deferred Not Commenced Not Achieved

OP ACTION: C30 Facilitate the granting of Australia Day awards through the selection committee

FUNCTION	POSITION	TARGET DATE	COMPLETED DATE	MEASURE	COMMENTS	KPI STATUS
Community Development	Events Coordinator	30-Jun-2018		1. Award recipients are chosen within the nominated timeframe	Selection panel convened and award recipients chosen within nominated timeframe.	

STRATEGY: 1.2.2 Encourage volunteering and create initiatives to support and promote the strong volunteer base currently engaged in Broken Hill

DP ACTION: 1.2.1.02 Review the Volunteer Unite Strategy to support, encourage and celebrate volunteers in our community

FUNCTION	POSITION	17/18	18/19	19/20	20/21
Community Development	Events Coordinator	Yes	No	No	No

DP Performance Indicator(s)	Comment	KPI Status
1. Strategy reviewed by 30 June 2018	Volunteer Unite Strategy review completed with a report to be submitted to August 2018 Council Meeting for adoption.	

OP ACTION: C31 Review the Volunteer Unite Strategy

FUNCTION	POSITION	TARGET DATE	COMPLETED DATE	MEASURE	COMMENTS	KPI STATUS
Community Development	Events Coordinator	30-Jun-2018		1. Strategy reviewed by 30 June 2018	Volunteer Unite Strategy review completed with a report to be submitted to August 2018 Council Meeting for adoption.	

Completed ■ In Progress ■ Ongoing ■ Deferred ■ Not Commenced ■ Not Achieved ■

OP ACTION: C32 Implement activities in the Volunteer Strategy aimed at increasing volunteering

FUNCTION	POSITION	TARGET DATE	COMPLETED DATE	MEASURE	COMMENTS	KPI STATUS
Community Development	Events Coordinator	30-Jun-2018		1. Number of activities implemented	Volunteer Strategy activities implemented included the conduct of the annual volunteer awards in November 2017.	

DP ACTION: 1.2.1.03 Active volunteer working group supported

FUNCTION	POSITION	17/18	18/19	19/20	20/21
Community Development	Events Coordinator	Yes	Yes	Yes	Yes

DP Performance Indicator(s)	Comment	KPI Status
1. Increase in volunteer numbers and/or volunteer functions	Volunteer Working Group continue to discuss options for volunteer numbers.	
2. Provide ongoing training opportunities for volunteers with a focus on induction training and Code of Conduct	Induction training, inclusive of Code of Conduct, provided to S355 committees in October 2017.	
3. Awards event held annually	Volunteer Awards Event held 15 November 2017.	

OP ACTION: C33 Facilitate and participate in a volunteer working group to encourage increased participation in volunteering

FUNCTION	POSITION	TARGET DATE	COMPLETED DATE	MEASURE	COMMENTS	KPI STATUS
Community Development	Events Coordinator	30-Jun-2018		1. Number of meetings held	6 meetings held during July 2017 to June 2018.	
				2. Number of actions completed	Actions completed as per Volunteer Working Group action list from each meeting from the reporting period.	

Completed In Progress Ongoing Deferred Not Commenced Not Achieved

OP ACTION: C34 Recognise the contribution of volunteers through an annual event

FUNCTION	POSITION	TARGET DATE	COMPLETED DATE	MEASURE	COMMENTS	KPI STATUS
Community Development	Events Coordinator	30-Jun-2018		1. Attendance at volunteer recognition event	Volunteer recognition event held on 15 November 2017 with 200 attending.	

OP ACTION: C35 Encourage the community to nominate someone for a volunteer award

FUNCTION	POSITION	TARGET DATE	COMPLETED DATE	MEASURE	COMMENTS	KPI STATUS
Community Development	Events Coordinator	30-Jun-2018		1. Number of communication channels	Communication channels used included two commercial advertising methods, community stalls, media release and social media during July 2017 to June 2018.	

STRATEGY: 1.2.3 Develop relationships to address local issues and create opportunities
DP ACTION: 1.2.1.04 Develop and maintain new and existing partnerships including interagency agreements

FUNCTION	POSITION	17/18	18/19	19/20	20/21
Community Development	Grants and Projects Coordinator	Yes	Yes	Yes	Yes

DP Performance Indicator(s)	Comment	KPI Status
1. Partnerships maintained and enhanced	Council maintains partnerships aimed at enhancing the liveability and economic viability of the City with local, state and national organisations.	

Completed In Progress Ongoing Deferred Not Commenced Not Achieved

OP ACTION: C36 Contribution is made to joint initiatives through attendance at relevant partner meetings and initiatives

FUNCTION	POSITION	TARGET DATE	COMPLETED DATE	MEASURE	COMMENTS	KPI STATUS
Community Development	Grants and Projects Coordinator	30-Jun-2018		1. Number of meetings attended	12 meetings were attended during July 2017 to June 2018.	
				2. Partnership objectives are progressed and of value	Council maintains partnerships with local, state and national organisations aimed at enhancing the liveability and economic viability of the City. Meetings with: Destination Broken Hill and Destination NSW to support whole of industry approach to increasing visitor economy; NSW Government on Growing Local Economies funding including collaboration on three private industry projects; ongoing discussions with private industry investor seeking to access international market; meetings with major retail investor and provision of economic data to inform assessment of Broken Hill as location to invest.	

Completed In Progress Ongoing Deferred Not Commenced Not Achieved

STRATEGY: 1.2.4 Openly share information to allow participation and inclusion
DP ACTION: 1.2.1.05 Develop, plan and implement a communications strategy to promote openness and allow participation and interest in the activities and decisions of Council

FUNCTION	POSITION	17/18	18/19	19/20	20/21
Community Development	Communication & Community Engagement Coordinator	Yes	Yes	Yes	Yes

DP Performance Indicator(s)	Comment	KPI Status
1. Community satisfaction with Council communication	Communications and Engagement Strategy adopted by Council on 27June 2018 Minute No. 45842.	

OP ACTION: C37 Develop and implement a communications strategy

FUNCTION	POSITION	TARGET DATE	COMPLETED DATE	MEASURE	COMMENTS	KPI STATUS
Community Development	Communication & Community Engagement Coordinator	30-Jun-2018		1. Strategy developed and implemented	Communications and Engagement Strategy adopted by Council on 27June 2018 Minute No. 45842.	

OP ACTION: C38 Develop a communications plan as part of the project planning process for any significant activity/project or decision of Council

FUNCTION	POSITION	TARGET DATE	COMPLETED DATE	MEASURE	COMMENTS	KPI STATUS
	Communication & Community Engagement Coordinator	30-Jun-2018		1. Community satisfaction with Council communications	Communication plans are produced for all significant projects.	

Completed In Progress Ongoing Deferred Not Commenced Not Achieved

STRATEGY: 1.2.5 Promote the coordination of services and facilities where possible to ensure effective and efficient service delivery
DP ACTION: 1.2.1.06 Promote services and facilities to ensure effective and efficient service delivery

FUNCTION	POSITION	17/18	18/19	19/20	20/21
Community Development	Communication & Community Engagement Coordinator	Yes	Yes	Yes	Yes

DP Performance Indicator(s)	Comment	KPI Status
1. Provide a community directory online	Online directory was maintained and available during 2017/2018 Financial Year	

OP ACTION: C39 Maintain a community directory

FUNCTION	POSITION	TARGET DATE	COMPLETED DATE	MEASURE	COMMENTS	KPI STATUS
Community Development	Communication & Community Engagement Coordinator	30-Jun-2018		1. Audit of community directory undertaken once annually	New website project will incorporate community directory audit and provide self-serve option for registered organisations	

STRATEGY: 1.2.6 Develop, implement and evaluate strategies to address the impact of a changing population on local facilities and services
DP ACTION: 1.2.1.07 Participate in community consultation activities to discuss the impact of population decline upon local facilities and services

FUNCTION	POSITION	17/18	18/19	19/20	20/21
Community Facilities	Communication & Community Engagement Coordinator	Yes	Yes	Yes	Yes

DP Performance Indicator(s)	Comment	KPI Status
1. Increased awareness in relation to the impact of population decline	Census information sessions held for public and staff in December 2017.	

Completed In Progress Ongoing Deferred Not Commenced Not Achieved

OP ACTION: C40 Participate in initiatives to inform the community about Council's current sustainability challenges including financial and asset management

FUNCTION	POSITION	TARGET DATE	COMPLETED DATE	MEASURE	COMMENTS	KPI STATUS
Community Facilities	Communication & Community Engagement Coordinator	30-Jun-2018		1. Participation in initiatives	Community is constantly informed via media releases, social media, live-stream of Council meetings, business papers and written summaries of Council meeting outcomes. Budget and Long Term Financial Plan Engagement sessions held annually.	

OP ACTION: C41 Review public amenities as part of asset management planning

FUNCTION	POSITION	TARGET DATE	COMPLETED DATE	MEASURE	COMMENTS	KPI STATUS
Community Facilities	Infrastructure Projects Engineer	30-Jun-2018		1. Review scheduled	Council has been awarded funding to review its Pedestrian Access and Mobility Plan which will incorporate a review of the accessibility and condition of public amenities. The Plan is anticipated to be underway in the first half of the 2018-19 financial year. Council is incorporating disability inclusive public amenities for current and future projects. For example, the Patton Park refurbishment is procuring and installing fully disability compliant amenities.	

Completed In Progress Ongoing Deferred Not Commenced Not Achieved

OP ACTION: C42 Review public halls and community centres as part of asset management planning

FUNCTION	POSITION	TARGET DATE	COMPLETED DATE	MEASURE	COMMENTS	KPI STATUS
Community Facilities	Infrastructure Projects Engineer	30-Jun-2018		1. Review scheduled	Ongoing asset inspections conducted on public halls and community centres to ensure compliance to standards and specifications as well as fulfilling Council's duty of care to public health and safety. Strategic Levels of Service reviews are being conducted on an ongoing basis for various facilities determining options for usage and stakeholder expectations. The information gathered is incorporated into a future works plan. The plan is to be collated and endorsed under the Asset Management Planning Framework.	

STRATEGY: 1.2.7 Provide access to appropriate facilities, services and information based on community needs
DP ACTION: 1.2.1.08 Provide public amenities, halls and community centres to facilitate social capital and activity

FUNCTION	POSITION	17/18	18/19	19/20	20/21
Community Facilities	Asset Planner (Buildings)	Yes	Yes	Yes	No

DP Performance Indicator(s)	Comment	KPI Status
1. Public amenities made available in public locations	Public amenities, halls and community centres were available at the following locations Council Chamber, Sturt Park, AJ Keast Park, Queen Elizabeth Park, North Family Play Centre Park, Patton Park, Duff Street Park, Lamb Oval, Roundhouse Amenities Block, Cemetery, Tourist and Travellers Centre and Airport Terminal during July 2017 - June 2018.	
2. Booking system made available	Booking system made available through Customer Relations at Council Administrative Centre during July 2017 to June 2018.	

Completed In Progress Ongoing Deferred Not Commenced Not Achieved

3. Fewer than one complaint received per every 10 bookings made	No complaints received during July 2017 to June 2018. Council officers receive maintenance requests and work orders on facilities which are acted on to ensure public safety and quality of assets.	

OP ACTION: C43 Provide public amenities in key public areas

FUNCTION	POSITION	TARGET DATE	COMPLETED DATE	MEASURE	COMMENTS	KPI STATUS
Community Facilities	Asset Planner (Buildings)	30-Jun-2018		1. Amenities open and maintained	Public amenities were open and maintained daily during July 2017 to June 2018.	

OP ACTION: C44 Provide public halls and community centres through a centralised booking system

FUNCTION	POSITION	TARGET DATE	COMPLETED DATE	MEASURE	COMMENTS	KPI STATUS
Community Facilities	Asset Planner (Buildings)	30-Jun-2018		1. Utilisation of community centres and halls	The following bookings were made during July 2017 to June 2018 • Council Chamber = 12 • Ground Floor Meeting Room = 6 • Aged Persons Rest Centre = 152 – Portion of centre under permanent lease.	

Completed In Progress Ongoing Deferred Not Commenced Not Achieved

OBJECTIVE: 1.3 Our history, culture and diversity is embraced and celebrated

STRATEGY: 1.3.1 Raise awareness of cultural and community events that celebrate Broken Hill's cultural diversity
DP ACTION: 1.3.1.01 Provide an online calendar of events and programs for the community about local events and activities

FUNCTION	POSITION	17/18	18/19	19/20	20/21
Community Development	Digital Officer	Yes	Yes	Yes	Yes

DP Performance Indicator(s)	Comment	KPI Status
1. Increase number of events promoted on calendar from previous year	169 listings were promoted on calendar during July 2017 to June 2018 which is an increase of 12.66%.	
2. Events and programs calendar promoted to external agencies via biannual communication updates	Council events calendar was regularly mentioned in external advertising during the year.	

OP ACTION: C45 A calendar of events is available online and promoted to the community

FUNCTION	POSITION	TARGET DATE	COMPLETED DATE	MEASURE	COMMENTS	KPI STATUS
Community Development	Digital Officer	30-Jun-2018		1. Number of events promoted on the calendar	169 listings were promoted on the calendar during financial year.	

STRATEGY: 1.3.2 Increase our capacity to plan and conduct public events in Broken Hill
DP ACTION: 1.3.1.02 Encourage events and activities in public spaces to create active spaces

FUNCTION	POSITION	17/18	18/19	19/20	20/21
Community Development	Events Coordinator	Yes	Yes	Yes	Yes

DP Performance Indicator(s)	Comment	KPI Status
1. Number of bookings for events in public spaces	Nine events were held in public spaces during July 2017 to June 2018.	

Completed In Progress Ongoing Deferred Not Commenced Not Achieved

OP ACTION: C46 Support event organisers in understanding the process for holding events in public spaces

FUNCTION	POSITION	TARGET DATE	COMPLETED DATE	MEASURE	COMMENTS	KPI STATUS
Community Development	Events Coordinator			1. Develop a guide to public events	Guide to public events under development.	
				2. Number of meetings	Various meetings held to assist in the conduct of nine events.	
				3. Develop post event customer satisfaction survey	Post event Customer Survey under development.	
				4. Measure satisfaction of event via post event customer survey	Post event Customer Survey under development.	

DP ACTION: 1.3.1.03 Conduct the annual Christmas Pageant as an activity for the whole community

FUNCTION	POSITION	17/18	18/19	19/20	20/21
Community Development	Events Coordinator	Yes	Yes	Yes	Yes

DP Performance Indicator(s)	Comment	KPI Status
1. Partnership with South Rotary Broken Hill	Council partnered with South Rotary to conduct the 2017 Christmas Pageant.	
2. Pageant promoted in community	Pageant promoted via Radio and print advertising, social media and direct email.	
3. Council float entered in Christmas Pageant	Council Float entered with Parks and Gardens theme.	
4. Minimum 30 floats entered in pageant procession	42 floats entered.	

Completed In Progress Ongoing Deferred Not Commenced Not Achieved

OP ACTION: C47 Event plan developed and implemented for annual Christmas Pageant and After Party

FUNCTION	POSITION	TARGET DATE	COMPLETED DATE	MEASURE	COMMENTS	KPI STATUS
Community Development	Events Coordinator	30-Jun-2018		1. Pageant conducted in partnership with South Rotary	Council partnered with South Rotary to conduct the Christmas Pageant.	
				2. Minimum of 30 floats entered in pageant	42 floats entered.	
				3. Council float entered in pageant	Float entered with a Parks and Gardens theme.	
				4. Sponsorship secured to hold annual After Party	Eight sponsors secured.	

STRATEGY: 1.3.3 Ensure our residents and visitors are aware of the importance of Broken Hill in Australian History and as Australia's First Heritage Listed City
DP ACTION: 1.3.1.04 Develop Heritage Near Me annual event plan and conduct annual event

FUNCTION	POSITION	17/18	18/19	19/20	20/21
Arts & Culture	Events Coordinator	Yes	Yes	Yes	Yes

DP Performance Indicator(s)	Comment	KPI Status
1. Plan developed by 30 June 2018	Heritage Event Festival event plan was developed and implemented in April 2018.	

Completed In Progress Ongoing Deferred Not Commenced Not Achieved

OP ACTION: C48 Develop Heritage Near Me Annual Event Plan

FUNCTION	POSITION	TARGET DATE	COMPLETED DATE	MEASURE	COMMENTS	KPI STATUS
Community Development	Events Coordinator	30-Jun-2018		1. Event held annually	Event plan developed and implemented in April 2018.	

DP ACTION: 1.3.1.05 Heritage Week is celebrated annually

FUNCTION	POSITION	17/18	18/19	19/20	20/21
Arts & Culture	Events Coordinator	Yes	Yes	Yes	Yes

DP Performance Indicator(s)	Comment	KPI Status
1. Annual event held	Event plan developed and implemented in April 2018.	

OP ACTION: C49 Conduct a heritage awards presentation and develop its potential to celebrate the City's built and cultural heritage and National Heritage Listing status

FUNCTION	POSITION	TARGET DATE	COMPLETED DATE	MEASURE	COMMENTS	KPI STATUS
Arts & Culture	Events Coordinator	30-Jun-2018		1. Heritage awards undertaken	Heritage Awards deferred pending a review of the Awards process.	

DP ACTION: 1.3.1.06 Preserve historic records held within Council custodianship

FUNCTION	POSITION	17/18	18/19	19/20	20/21
Arts & Culture	Library Services Coordinator	Yes	Yes	Yes	Yes

DP Performance Indicator(s)	Comment	KPI Status
1. Archives managed in accordance with State Records Act NSW 1998	Archives were managed and maintained in accordance with State Records Act NSW 1998.	

Completed In Progress Ongoing Deferred Not Commenced Not Achieved

OP ACTION: C50 Provision of Archives Officer and appointment of Archives Specialist

FUNCTION	POSITION	TARGET DATE	COMPLETED DATE	MEASURE	COMMENTS	KPI STATUS
Arts & Culture	Library Services Coordinator	30-Jun-2018		1. Archives Specialist appointed	Appointed Archives Specialist resigned 3 months into the position - October 2017. Library Coordinator and Archives Officer are leading Archives Digitisation project. Archive Specialists from Newcastle University have been engaged to work towards an informed approach to delivering the digitisation and storage element of the project, and a sustainable solution for staffing and collections growth.	

STRATEGY: 1.3.4 Provide cultural services and facilities that celebrate our rich history
DP ACTION: 1.3.1.07 Provide a library service for the City and surrounding area

FUNCTION	POSITION	17/18	18/19	19/20	20/21
Arts & Culture	Library Services Coordinator	Yes	Yes	Yes	Yes

DP Performance Indicator(s)	Comment	KPI Status
1. Library services provided in accordance with The Library Act 1939	Library Services provided in accordance with the Library Act 1939.	
2. Customer satisfaction survey completed	Customer Satisfaction Survey completed end of 2017. Findings presented at the February 2018 Council meeting.	
3. Number of programs and events provided	Programs held in Library - Total of 292 for financial year 201720/18 which is a decrease of 159 (54.45%) from last year.	

Completed In Progress Ongoing Deferred Not Commenced Not Achieved

OP ACTION: C51 Manage, maintain and promote library service

FUNCTION	POSITION	TARGET DATE	COMPLETED DATE	MEASURE	COMMENTS	KPI STATUS
Arts & Culture	Library Services Coordinator	30-Jun-2018		1. Increase the number active memberships from previous years	Total of 5,385 memberships for 2017/2018, which is a decrease of 4360 (55.26%) from previous year.	
				2. Increase participation in programs provided from the previous year	Total of 5,601 for financial year 2017/2018 which is a decrease of 827 (14.77%) from previous year.	
				3. Increase visitors to the Library from the previous year	Total of 65,499 people visited the Library during 2017/18, equating to an additional 408 persons (0.62%) increase from previous year.	

OP ACTION: C52 Provide a library outreach service to surrounding areas

FUNCTION	POSITION	TARGET DATE	COMPLETED DATE	MEASURE	COMMENTS	KPI STATUS
Arts & Culture	Library Services Coordinator	30-Jun-2018		1. Increase of membership from previous year	OUTBACK LETTERBOX LIBRARY - In 2017/2018 a total of 337 members. 2016/2017 a total of 619 members. A decrease of 55.44%. HOME DELIVERY SERVICE - In 2017/2018 a total of 94 members. 2016/2017 a total of 184 members. A decrease of 51%.	
				2. Increase of borrowing numbers from previous year	Data not collated for 2017/2018.	

Completed In Progress Ongoing Deferred Not Commenced Not Achieved

				3. Secure funding to continue this service	OUTBACK LETTERBOX LIBRARY - Funding $100,000 grant received from State Library NSW. HOME DELIVERY SERVICE - Funded by Council and manned by volunteers.	

DP ACTION: 1.3.1.08 Develop a Library Services Strategic Plan

FUNCTION	POSITION	17/18	18/19	19/20	20/21
Arts & Culture	Library Services Coordinator	Yes	No	No	No

DP Performance Indicator(s)	Comment	KPI Status
1. Plan developed by 30 June 2018	Library Service Strategic Plan under development once new hours in place.	

OP ACTION: C53 Develop Library Services Strategic Plan

FUNCTION	POSITION	TARGET DATE	COMPLETED DATE	MEASURE	COMMENTS	KPI STATUS
Arts & Culture	Library Services Coordinator	30-Jun-2018		1. Strategic plan developed	Library Service Strategic Plan under development once new hours implemented.	

DP ACTION: 1.3.1.09 Initiatives from the Library Services Strategic Plan are implemented

FUNCTION	POSITION	17/18	18/19	19/20	20/21
Arts & Culture	Library Services Coordinator	No	Yes	Yes	Yes

DP Performance Indicator(s)	Comment	KPI Status
1. Standards for custodian of archives met	Scheduled for 2018/2019 - Will be difficult without extra funding and specialist staff funding.	
2. Relocation of archives to Council Administration Building	Archives no longer relocating to Admin building. Archives has been handed back to Library Coordinator after Archive Specialist resigned.	
3. Appointment of archives specialist	Archive Specialist Appointed - resigned after 3 months.	

Completed In Progress Ongoing Deferred Not Commenced Not Achieved

4. Develop policies and procedures	Scheduled for 2018/2019	
5. Number of initiatives implemented	Scheduled for 2018/2019	

DP ACTION: 1.3.1.10 Provide the Regional Art Gallery to contribute to the strong arts culture of the City

FUNCTION	POSITION	17/18	18/19	19/20	20/21
Arts & Culture	Gallery and Museums Manager	Yes	Yes	Yes	Yes

DP Performance Indicator(s)	Comment	KPI Status
1. Number of exhibitions	23 exhibitions	
2. Increase visitation from previous year	22,519 down 200 visitors from last year, changed trends in town Tourism	

OP ACTION: C54 Manage, maintain and promote the Regional Art Gallery

FUNCTION	POSITION	TARGET DATE	COMPLETED DATE	MEASURE	COMMENTS	KPI STATUS
Arts & Culture	Gallery and Museums Manager	30-Jun-2018		1. Number of exhibitions	23 exhibitions	
				2. Number of visitors	22,519 visitations	
				3. Number of workshops	107 workshops	

DP ACTION: 1.3.1.11 Provide the Albert Kersten Mining & Mineral Museum to educate the residents and visitors of our mining history

FUNCTION	POSITION	17/18	18/19	19/20	20/21
Arts & Culture	Gallery and Museums Manager	Yes	Yes	Yes	Yes

DP Performance Indicator(s)	Comment	KPI Status
1. Number of exhibitions	5 exhibitions.	
2. Increase visitation from the previous year	10,636 visitation, down approximately 500 visitors from previous year, could be seen as a general drop in tourism for 2017/2018.	

Completed In Progress Ongoing Deferred Not Commenced Not Achieved

OP ACTION: C55 Manage, maintain and promote the Albert Kersten Mining & Minerals Museum

FUNCTION	POSITION	TARGET DATE	COMPLETED DATE	MEASURE	COMMENTS	KPI STATUS
Arts & Culture	Gallery and Museums Manager	30-Jun-2018		1. Number of visitors	10,636 visitations	
				2. Number of exhibitions	5 exhibitions	

DP ACTION: 1.3.1.12 Provision of facilities and programs that enhance the heritage of the City

FUNCTION	POSITION	17/18	18/19	19/20	20/21
Arts & Culture	Economic Development and Culture Officer	Yes	Yes	Yes	Yes

DP Performance Indicator(s)	Comment	KPI Status
1. Council owned art and mineral collections are maintained and accessible to the community	Council in the process of purchasing a Collection Management System. Council was successful in major State Government funding for digitisation of Gallery and Museum collections to be completed over two years.	
2. Heritage assets are maintained and accessible to the community	Heritage assets are maintained in accordance with Council's asset maintenance schedules to ensure accessibility to the public.	
3. Less than five complaints per year in relation to interpretative heritage signage (e.g. sign content, misdirection)	Nil formal complaints received through Council's Customer Relations Management system relating to heritage signage.	
4. Fewer than five complaints per year in relation to maintenance concerns of heritage signage (e.g. broken, fallen, unreadable)	One (1) formal complaints received through Council's Customer Relations Management system relating to heritage signage.	

OP ACTION: C56 Develop a Heritage Signage Strategy

FUNCTION	POSITION	TARGET DATE	COMPLETED DATE	MEASURE	COMMENTS	KPI STATUS
Arts & Culture	Economic Development and Culture Officer	30-Jun-2018		1. Strategy developed	Heritage Signage Strategy to be developed.	

Completed In Progress Ongoing Deferred Not Commenced Not Achieved

OP ACTION: C57 Improve condition, quality and ease of understanding of heritage signage

FUNCTION	POSITION	TARGET DATE	COMPLETED DATE	MEASURE	COMMENTS	KPI STATUS
Arts & Culture	Infrastructure Projects Engineer	30-Jun-2018		1. Number of signage improvements	Heritage Sign Strategy has not commenced. Sign branding needs to be developed and implemented.	

DP ACTION: 1.3.1.13 Maintain and enhance signage that promotes the history and heritage of Broken Hill

FUNCTION	POSITION	17/18	18/19	19/20	20/21
Arts & Culture	Infrastructure Projects Engineer	Yes	Yes	Yes	Yes

DP Performance Indicator(s)	Comment	KPI Status
1. Number of signs maintained	Nil signs maintained during July 2017 to June 2018.	
2. Number of new signs	The designs for Gateway Signage have been provided to Councillors for consideration. Following approval, quotations for fabrication and installation will be sought. Other signage to be considered as a part of a Heritage Signage Strategy.	

OP ACTION: C58 Develop a map of heritage sign locations

FUNCTION	POSITION	TARGET DATE	COMPLETED DATE	MEASURE	COMMENTS	KPI STATUS
Arts & Culture	Infrastructure Projects Engineer	30-Jun-2018		1. Map developed	Heritage Signage audit conducted 2015/2016 with actions yet to be undertaken. Investigate resourcing and funding opportunities to complete detailed map project. Roads Asset Inspector has the capacity to complete a detailed map. Task will be assigned to the Inspector to complete during the 2018-19 financial year.	

Completed In Progress Ongoing Deferred Not Commenced Not Achieved

OP ACTION: C59 Review Public Art Policy

FUNCTION	POSITION	TARGET DATE	COMPLETED DATE	MEASURE	COMMENTS	KPI STATUS
Arts & Culture	Gallery and Museums Manager	30-Jun-2018		1. Policy reviewed by 30 June 2018	Overton Creative Consulting has been contracted to review Gallery policies including the Public Art Policy. Due for completion late 2018	

STRATEGY: 1.3.5 Sustain and grow arts and culture and preserve the importance of our social capital, built heritage and history
DP ACTION: 1.3.1.14 Approval of Public Art (i.e. mural, sculptures, streetscapes) projects in accordance with the Development Control Plan, Public Arts Policy and State environmental planning policies

FUNCTION	POSITION	17/18	18/19	19/20	20/21
Arts & Culture	Manager Planning, Development & Compliance	Yes	Yes	Yes	Yes

DP Performance Indicator(s)	Comment	KPI Status
1. 100% compliance	One approval was issued for a statue in front of the RSL office in Argent Street. One mural was developed without development approval, the matter is currently being addressed.	

Completed In Progress Ongoing Deferred Not Commenced Not Achieved

OBJECTIVE: 1.4 Our built environment supports our quality of life

STRATEGY: 1.4.1 Maintain the character of our historic City through good design

DP ACTION: 1.4.1.01 Compliance with heritage considerations within the Development Control Plan for the City

FUNCTION	POSITION	17/18	18/19	19/20	20/21
Arts & Culture	Manager Planning, Development & Compliance	Yes	No	Yes	No

DP Performance Indicator(s)	Comment	KPI Status
1. Number of heritage advice referrals	43 referrals for the reporting period July 2017 to June 2018.	
2. Increase of heritage advice referrals from previous year	With approximately 30 referrals for 2016/2017, there has been an increase in referrals for heritage advice during the reporting period July 2017 to June 2018 and an upturn in advice sought for development and heritage projects was noted during this period.	

OP ACTION: C60 Promote heritage considerations from the Development Control Plan for the City

FUNCTION	POSITION	TARGET DATE	COMPLETED DATE	MEASURE	COMMENTS	KPI STATUS
Arts & Culture	Manager Planning, Development & Compliance	30-Jun-2018		1. Number of promotional activities/initiatives	Grant funding program updated and promoted during July 2017 to June 2018.	

STRATEGY: 1.4.2 Social and recreational opportunities are provided for the enjoyment of all

DP ACTION: 1.4.1.02 Maintain the cemetery to allow a final resting place and a place for residents and visitors to visit loved ones that have passed

FUNCTION	POSITION	17/18	18/19	19/20	20/21
Community Facilities	Asset Planner Open Spaces	Yes	Yes	Yes	Yes

DP Performance Indicator(s)	Comment	KPI Status
1. Memorandum of Understanding developed with funeral directors	MOU with Funeral Directors drafted for consultation.	

Completed In Progress Ongoing Deferred Not Commenced Not Achieved

2. Community satisfaction	Nil complaints recorded in Council's Customer Request Management system for the period July 2017 to June 2018. Community satisfaction survey in progress. One complaint received and responded to by Council officers not lodged in the CRM system.	

OP ACTION: C61 Maintain and operate the cemetery for the benefit of the City

FUNCTION	POSITION	TARGET DATE	COMPLETED DATE	MEASURE	COMMENTS	KPI STATUS
Community Facilities	Asset Planner Open Spaces	30-Jun-2018		1. Less than five complaints received annually	Nil complaints recorded in Council's Customer Request Management system for the period July 2017 to June 2018. One complaint received directly to Council Officers which has been actioned.	

DP ACTION: 1.4.1.03 Develop Cemetery Plan of Management

FUNCTION	POSITION	17/18	18/19	19/20	20/21
Community Facilities	Infrastructure Projects Engineer	Yes	No	No	No

DP Performance Indicator(s)	Comment	KPI Status
1. Plan of Management developed by 30 June 2018	Cemetery Plan of Management under development. The Plan of management is under review by the Infrastructure Projects Engineer. A cemetery management committee will be formed composing of various stakeholders to ensure the cemetery is fit for purpose as a final resting place. The updated Cemetery Management Plan will be put to Council for adoption during the 2018-19 Financial Year.	

OP ACTION: C62 Develop Cemetery Plan of Management

FUNCTION	POSITION	TARGET DATE	COMPLETED DATE	MEASURE	COMMENTS	KPI STATUS
Community Facilities	Infrastructure Projects Engineer	30-Jun-2018		1. Plan developed by 30 June 2018	Cemetery Plan of Management under development. The Plan of management	

Completed In Progress Ongoing Deferred Not Commenced Not Achieved

					is under review by the Infrastructure Projects Engineer. Will be put to Council for adoption during the 2018-19 Financial Year.	

DP ACTION: 1.4.1.04 Develop Cemetery Expansion Plan, inclusive of Rose Garden

FUNCTION	POSITION	17/18	18/19	19/20	20/21
Community Facilities	Infrastructure Projects Engineer	Yes	No	No	No

DP Performance Indicator(s)	Comment	KPI Status
1. Plan developed by 30 June 2018	Cemetery Expansion Plan will be incorporated into the Cemetery Plan of Management. Due to the decreasing available space in the current rose garden for ashes, the construction of the extension is currently being constructed. This extension and future extensions will be incorporated into the Cemetery Plan of Management.	

OP ACTION: C63 Investigate and plan for future demand at the cemetery

FUNCTION	POSITION	TARGET DATE	COMPLETED DATE	MEASURE	COMMENTS	KPI STATUS
Community Facilities	Infrastructure Projects Engineer	30-Jun-2018		1. Expansion plan developed	Cemetery expansion plan under development. Plan to be developed during the 2018-19 financial year. Next step is to form a Cemetery Management Committee comprising of Council Operations Staff, Funeral Directors, Community Representatives and other stakeholders. The committee will be responsible for drafting the Cemetery Plan of Management for Council to adopt.	

Completed In Progress Ongoing Deferred Not Commenced Not Achieved

DP ACTION: 1.4.1.05 Actions from the Cemetery Plan of Management implemented

FUNCTION	POSITION	17/18	18/19	19/20	20/21
Community Facilities	Infrastructure Projects Engineer	No	Yes	Yes	Yes

DP Performance Indicator(s)	Comment	KPI Status
1. Number and % of actions implemented	Scheduled for 2018/2019	

DP ACTION: 1.4.1.06 Facilitate searches for deceased persons interred in the Broken Hill Cemetery

FUNCTION	POSITION	17/18	18/19	19/20	20/21
Community Facilities	Asset Planner Open Spaces	Yes	Yes	Yes	Yes

DP Performance Indicator(s)	Comment	KPI Status
1. Number of searches	A total of 280 assisted searches during July 2017 to June 2018.	
2. Number of online searches/visits	Total number of 54,184 online searches/visits for year ending 30 June 2018.	

OP ACTION: C64 Facilitate searches for deceased persons interred in the Broken Hill Cemetery

FUNCTION	POSITION	TARGET DATE	COMPLETED DATE	MEASURE	COMMENTS	KPI STATUS
Community Facilities	Asset Planner Open Spaces	30-Jun-2018		1. Increase in accurate records	Records continue to be updated upon receipt of correct information.	
				2. Increase in online searches from previous year	54,184 online searches for year ending 30 June 2018. This is a decline of 1.09% compared to previous year.	

Completed In Progress Ongoing Deferred Not Commenced Not Achieved

DP ACTION: 1.4.1.07 Provide accessible parks and open spaces

FUNCTION	POSITION	17/18	18/19	19/20	20/21
Open Spaces	Asset Planner Open Spaces	No	Yes	Yes	Yes

DP Performance Indicator(s)	Comment	KPI Status
1. Community satisfaction survey conducted	Community Satisfaction Survey in progress, results to be released in 2018/2019 financial year.	
2. 80% of customers surveyed satisfied with parks and open spaces	Customer Satisfaction Survey Results yet to be released for 2018/2019 Financial Year.	
3. Service level reviews completed	Scheduled for 2018/2019 following the results of the Customer Satisfaction Survey to target key areas for improvement.	

DP ACTION: 1.4.1.09 Implement actions from the Asset Management Plan Open Spaces

FUNCTION	POSITION	17/18	18/19	19/20	20/21
Open Spaces	Asset Planner Open Spaces	Yes	Yes	Yes	Yes

DP Performance Indicator(s)	Comment	KPI Status
1. Number of actions achieved	Asset Management Plan Open Spaces is currently a work in progress including actions. Draft actions including operational/maintenance schedules are in operation as well as delivery of approved capital projects in the 2017-18 reporting period, projects delivered included the pathway upgrades at the living desert and installing the new Sturt Park Outdoor Gym. A Levels of Service review is planned for each open space area which will be undertaken in 2018/19 to determine community expectations for Open Space assets and incorporate reasonable items into the long term financial plan.	

Completed In Progress Ongoing Deferred Not Commenced Not Achieved

OP ACTION: C66 Undertake actions within improvement plan in accordance with Asset Management Plan Parks and Open Spaces

FUNCTION	POSITION	TARGET DATE	COMPLETED DATE	MEASURE	COMMENTS	KPI STATUS
Open Spaces	Asset Planner Open Spaces	30-Jun-2018		1. Number of improvement actions undertaken	An improvement Plan was developed in accordance with the National Asset Management Assessment Framework (NAMAF) Items undertaken in the 2017/2018 Financial year include - Performing an annual health check on the completeness, currency, quality and accuracy of data. Training was provided to Asset Management staff on how to manage data. With the skills, the Planners and Inspectors can update the data to ensure validity. 2 Improvement Levels of Service improvement plan action under development during July 2017 to June 2018. Another action currently in progress is to complete a review of Strategic and Asset Management Plans initially focusing on Levels of Service and stakeholder engagement to determine community expectations. Draft detailed surveys have been produced and the next step is to form management committees for key open space assets where 355 committees are not applicable or do not exist. Stakeholder engagement is planned to be undertaken in the 2018/2019 year.	

Completed In Progress Ongoing Deferred Not Commenced Not Achieved

OP ACTION: C67 Implement actions and projects within Asset Management Plan Parks and Open Spaces

FUNCTION	POSITION	TARGET DATE	COMPLETED DATE	MEASURE	COMMENTS	KPI STATUS
Open Spaces	Asset Planner Open Spaces	30-Jun-2018		1. Pesticide Use Notification Plan reviewed by 30 June 2018	Pesticide Use Notification Plan to be reviewed in 2018/2019.	
				2. Number of actions achieved	Open Spaces Capital Projects approved for in the 2017/18 Operational Plan completed includes primarily the pathway construction works at the Living Desert and the Sturt Park Outdoor Gym. Some projects have been deferred or postponed for the 2018/19 financial year include the Sturt Park shed extension, Skate Park upgrade pending funding, O'Neil Park shade sails and cemetery rose garden planting due to season.	

DP ACTION: 1.4.1.10 Promote the Broken Hill Regional Aquatic Centre and manage contract obligations associated with the facility

FUNCTION	POSITION	17/18	18/19	19/20	20/21
Community Facilities	Asset Planner (Buildings)	Yes	Yes	Yes	Yes

DP Performance Indicator(s)	Comment	KPI Status
1. Centre managed in accordance with the contract and within budget	All dealings with the YMCA have been in accordance with compliance to relevant legislation and within the terms and conditions of the contract during July 2017 - June 2018. Contract has progressed within budget for the period July 2017 to June 2018. Council has maintained a positive and open working relationship with the YMCA having hosted monthly progress meetings to address any concerns and to track operations.	

Completed In Progress Ongoing Deferred Not Commenced Not Achieved

2. At least one joint promotional activity annually	Australia Day activities were planned and also promoted in local paper for the period July 2017 to June 2018.	

OP ACTION: C68 Contract for Broken Hill Regional Aquatic Centre managed effectively

FUNCTION	POSITION	TARGET DATE	COMPLETED DATE	MEASURE	COMMENTS	KPI STATUS
Community Facilities	Asset Planner (Buildings)	30-Jun-2018		1. Compliance with contract	Aquatic centre managed within the terms and conditions of the contract. Monthly meetings held with YMCA Manager and Infrastructure representative to discuss performance based on safety, financial performance and undertaking of projects; including matters requiring resolution. Professional relationship maintained between Council and the YMCA for the period July 2017 to June 2018.	

STRATEGY: 1.4.3 Our heritage is maintained and enhanced by initiatives to increase heritage value
DP ACTION: 1.4.1.11 Heritage Strategy reviewed

FUNCTION	POSITION	17/18	18/19	19/20	20/21
Arts & Culture	Manager Planning, Development & Compliance	Yes	No	No	No

DP Performance Indicator(s)	Comment	KPI Status
1. Strategy reviewed by 30 June 2018	Review of Heritage Strategy was carried out during July 2017 to June 2018.	

Completed In Progress Ongoing Deferred Not Commenced Not Achieved

OP ACTION: C69 Heritage Strategy reviewed

FUNCTION	POSITION	TARGET DATE	COMPLETED DATE	MEASURE	COMMENTS	KPI STATUS
Arts & Culture	Manager Planning, Development & Compliance	30-Jun-2018		1. Strategy reviewed	Review of Heritage Strategy was carried out during July 2017 to June 2018.	

DP ACTION: 1.4.1.12 Implement actions contained within the Heritage Strategy that aim at supporting heritage design and increasing heritage value

FUNCTION	POSITION	17/18	18/19	19/20	20/21
Arts & Culture	Manager Planning, Development & Compliance	Yes	Yes	Yes	Yes

DP Performance Indicator(s)	Comment	KPI Status
1. Number of actions implemented	Recommendations implemented during the reporting period included: Establishment and ongoing operation of Heritage Committee; List and protect heritage items; appoint a Heritage Adviser; Manage heritage in a positive manner; continue local heritage incentives fund; Main street program (continue verandah revival program); present educational and promotional programs; Council to lead by example by properly managing places owned or operated by Council.	

OP ACTION: C70 Promote initiatives from the Heritage Strategy

FUNCTION	POSITION	TARGET DATE	COMPLETED DATE	MEASURE	COMMENTS	KPI STATUS
Arts & Culture	Manager Planning, Development & Compliance	30-Jun-2018		Number of initiatives promoted annually	Initiatives such as the Local Heritage Grant Funding policy and the Verandah Revival Funding program promoted. Heritage Festival organised by the Heritage Committee promoted heavily and was successful in increasing interest in heritage in the City.	

Completed In Progress Ongoing Deferred Not Commenced Not Achieved

STRATEGY: 1.4.4 Improve the quality of roads in and around the City and region
DP ACTION: 1.4.1.08 Prioritise and implement actions from the Pedestrian Access Mobility Plan (PAMP)

FUNCTION	POSITION	17/18	18/19	19/20	20/21
Local Transport	Infrastructure Projects Engineer	Yes	Yes	Yes	Yes

DP Performance Indicator(s)	Comment	KPI Status
1. PAMP actions prioritised	Council has received funding to develop a current and detailed Pedestrian Access and Mobility Plan. The funding application was lodged in the 2017/2018 year and was awarded for the 2018/2019 year. The new Plan is scoped to include delivery actions prioritised based on community expectations, risk management, compliance and budget.	
2. Number of initiatives implemented	Initiatives to be developed as part of the Pedestrian Access and Mobility Plan in consultation with the PAMP Advisory Committee to determine stakeholder priorities.	

OP ACTION: C65 Implement actions in the Pedestrian Access Mobility Plan (PAMP)

FUNCTION	POSITION	TARGET DATE	COMPLETED DATE	MEASURE	COMMENTS	KPI STATUS
Local Transport	Infrastructure Projects Engineer	30-Jun-2018		1. PAMP reviewed by 30 June 2018	Council has been awarded funding to review the PAMP from the Roads and Maritime Service (RMS) received for the 2018/2019 financial year. Due to receiving the funding, Council may progress with drafting the new Plan to incorporate the entire city footpath network.	
				2. Number of actions implemented	No actions implemented. General maintenance was conducted on the footpath network to ensure public safety. An action plan for accessibility works will be included as part of the Pedestrian Access and Mobility Plan project underway for the 2018/2019 year.	

Completed In Progress Ongoing Deferred Not Commenced Not Achieved

DP ACTION: 1.4.1.13 Implement actions from the Asset Management Plan for Transport

FUNCTION	POSITION	17/18	18/19	19/20	20/21
Local Transport	Infrastructure Projects Engineer	Yes	Yes	Yes	Yes

DP Performance Indicator(s)	Comment	KPI Status
1. Number and % of actions achieved	Completed projects include Local road reseals, Reconstruction Blende Street - Garnet to Kaolin (road shoulders), Reconstruction Blende Street - Sulphide to Chloride, the Kanandah Road Reconstruction was deferred due to the pipeline installation works, the Oxide/Wolfram Street Roundabout will be completed at the same time as the Kanandah Road works in 2018/2019	
2. Parking Strategy reviewed by 30 June 2018	Parking Strategy reviewed, to be sent to August 2018 Council meeting for public display and comment, Exhibition for the month of September and final adoption considering comments for the October meeting then implement actions.	

OP ACTION: C71 Undertake actions within improvement plan in accordance with Asset Management Plan Transport

FUNCTION	POSITION	TARGET DATE	COMPLETED DATE	MEASURE	COMMENTS	KPI STATUS
Local Transport	Infrastructure Projects Engineer	30-Jun-2018		1. Number of improvement actions undertaken	Improvement action for the Transport Asset Management plan is validating of existing roads data covering roads, footpaths, kerb and gutter, street signage, and street furniture to ensure accuracy of inventory, condition ratings and remaining useful lives. The validated information will be used to produce forward works programs which can be accommodated as part of the Long Term Financial Plan. It is envisaged the improvement actions will be completed in 2018/2019.	

Completed In Progress Ongoing Deferred Not Commenced Not Achieved

OP ACTION: C72 Undertake actions and projects included within Asset Management Plan Transport

FUNCTION	POSITION	TARGET DATE	COMPLETED DATE	MEASURE	COMMENTS	KPI STATUS
Local Transport	Infrastructure Projects Engineer	30-Jun-2018		1. Number of actions achieved	Completed projects include Local road reseals, Reconstruction Blende Street - Garnet to Kaolin (road shoulders), Reconstruction Blende Street - Sulphide to Chloride, the Kanandah Road Reconstruction was deferred due to the pipeline installation works, the Oxide/Wolfram Street Roundabout will be completed at the same time as the Kanandah Road works in 2018/2019	
				2. Parking Strategy reviewed by 30 June 2018	Parking Strategy reviewed, to be sent to August 2018 Council meeting for public display and comment, Exhibition for the month of September and final adoption considering comments for the October meeting then implement actions.	

Completed In Progress Ongoing Deferred Not Commenced Not Achieved

STRATEGY: 1.4.5 Develop, implement and evaluate strategies to address the impact of a changing population on local facilities and services
DP ACTION: 1.4.1.14 Undertake service reviews on Council owned assets and fleet

FUNCTION	POSITION	17/18	18/19	19/20	20/21
Community Facilities	Infrastructure Projects Engineer	Yes	Yes	Yes	Yes

DP Performance Indicator(s)	Comment	KPI Status
1. Service reviews undertaken	It was identified in the Asset Management Improvement Plan that levels of Service reviews be undertaken for Council Assets and Fleet. Currently preparing documentation to assist with levels of service review.	

OP ACTION: C73 Identify schedule for service reviews for Council owned assets and fleet, in accordance with the Service Review project plan

FUNCTION	POSITION	TARGET DATE	COMPLETED DATE	MEASURE	COMMENTS	KPI STATUS
Community Facilities	Infrastructure Projects Engineer	30-Jun-2018		1. Number of service reviews scheduled in project	Service reviews for assets and fleet yet to be scheduled. The Assets Department are undertaking Levels of Service reviews for its assets that will inform the overarching service review in the 2018/2019 year following on from the community satisfaction survey which was completed in 2017/2018	

Completed In Progress Ongoing Deferred Not Commenced Not Achieved

OBJECTIVE: 1.5 Our health and wellbeing ensures that we live life to the full

STRATEGY: 1.5.1 Create opportunities for people to participate in active and healthy recreational activities

DP ACTION: 1.5.1.01 Active participation with organisations to consider opportunities for active and healthy lifestyles

FUNCTION	POSITION	17/18	18/19	19/20	20/21
Community Development	Director Corporate	Yes	Yes	Yes	Yes

DP Performance Indicator(s)	Comment	KPI Status
1. One active participation annually	Council's Director Corporate is a member of the Healthy Broken Hill committee and attends scheduled meetings.	

OP ACTION: C74 Participation in the consideration of healthy and active lifestyles opportunities

FUNCTION	POSITION	TARGET DATE	COMPLETED DATE	MEASURE	COMMENTS	KPI STATUS
Community Development	Director Corporate	30-Jun-2018		1. Number of meetings attended	Council's Director Corporate attended six Healthy Broken Hill committee meetings during July 2017 to June 2018.	

OP ACTION: C75 Report on actions of four year Disability Inclusion Action Plan (DIAP) as per The Disability Inclusion Act 2014, Clause 6 of the Regulation

FUNCTION	POSITION	TARGET DATE	COMPLETED DATE	MEASURE	COMMENTS	KPI STATUS
Community Development	Director Corporate	30-Jun-2018		1. Report provided	Compliance reporting for period up to 30 June 2018, to be presented to August 2018 Council meeting.	
				2. Disability Inclusion Action Plan Monitoring Group established	DIAP Monitoring Group established and inaugural meeting held 11 April 2018.	

Completed In Progress Ongoing Deferred Not Commenced Not Achieved

STRATEGY: 1.5.2 Provide quality health, medical and allied services to meet demographic changes, particularly 24-hour medical services, specialist services, mental health support services and rehabilitation services
DP ACTION: 1.5.1.02 Advocate for quality health, medical and allied services for the City where required

FUNCTION	POSITION	17/18	18/19	19/20	20/21
Community Development	Executive Support Officer	Yes	Yes	Yes	Yes

DP Performance Indicator(s)	Comment	KPI Status
1. Number of representations made	Council's Director Corporate is a member of the Healthy Broken Hill partnership committee and attends scheduled meetings. Far West Area Health and Primary Health Network are members of Broken Hill's Community Strategic Plan Round Table and meetings are held quarterly.	

OP ACTION: C76 Advocate for quality health, medical and allied services for the City where required

FUNCTION	POSITION	TARGET DATE	COMPLETED DATE	MEASURE	COMMENTS	KPI STATUS
Community Development	Executive Support Officer	30-Jun-2018		1. Type of representations made where required	Council's Director Corporate is a member of the Healthy Broken Hill partnership committee and attends scheduled meetings. Far West Area Health and Primary Health Network are members of Broken Hill's Community Strategic Plan Round Table and meetings are held quarterly.	

Completed In Progress Ongoing Deferred Not Commenced Not Achieved

STRATEGY: 1.5.3 Provide a suitable range of disability and aged care services
DP ACTION: 1.5.1.03 Review the Living Well Ageing Strategy 2016-2021

FUNCTION	POSITION	17/18	18/19	19/20	20/21
Community Development	Director Corporate	No	No	No	Yes

DP Performance Indicator(s)	Comment	KPI Status
1. Strategy reviewed by 30 June 2021	Scheduled for 2020/2021.	

STRATEGY: 1.5.4 Provide equitable and appropriate access to public transport within Broken Hill City and regionally
DP ACTION: 1.5.1.04 Advocate for equitable and appropriate access to public transport where required

FUNCTION	POSITION	17/18	18/19	19/20	20/21
Local Transport	Grants and Projects Coordinator	Yes	Yes	Yes	Yes

DP Performance Indicator(s)	Comment	KPI Status
1. Number of representations made	Council continues to advocate in areas regarding rail and air, in particular in the development of the Broken Hill Airport Business case and associated funding applications. Meeting with NSW Government Future Transport Strategy 2056 Team (December 2017). Submission to NSW Government Future Transport Strategy 2056 (December 2017).Council also met with Transport for NSW Secretary in June 2018 to provide overview of strategic transport issues and advocated for improved road, rail and air options during the development of the Regional Economic Development Strategy.	

Completed In Progress Ongoing Deferred Not Commenced Not Achieved

OP ACTION: C77 Advocate for equitable and appropriate access to public transport where required

FUNCTION	POSITION	TARGET DATE	COMPLETED DATE	MEASURE	COMMENTS	KPI STATUS
Local Transport	Grants and Projects Coordinator	30-Jun-2018		1. Type of representations made where required	Council continues to advocate in areas regarding rail and air, in particular in the development of the Broken Hill Airport Business case and associated funding applications. Council continues to advocate in areas regarding rail and air, in particular in the development of the Broken Hill Airport Business case and associated funding applications. Meeting with NSW Government Future Transport Strategy 2056 Team (December 2017). Submission to NSW Government Future Transport Strategy 2056 (December 2017).Council also met with Transport for NSW Secretary in June 2018 to provide overview of strategic transport issues and advocated for improved road, rail and air options during the development of the Regional Economic Development Strategy.	

Completed In Progress Ongoing Deferred Not Commenced Not Achieved

STRATEGY: 1.5.5 Provide and maintain efficient and reliable utilities and services to the Broken Hill community
DP ACTION: 1.5.1.05 Advocate for the continued supply of secure and affordable quality water supply for the City

FUNCTION	POSITION	17/18	18/19	19/20	20/21
Community Development	Executive Support Officer	Yes	Yes	Yes	Yes

DP Performance Indicator(s)	Comment	KPI Status
1. Number of representations made	Council corresponded two times to Government bodies/Ministers on matters relating to Broken Hill's water supply. Council forwarded three submissions and the Mayor and Deputy Mayor both gave evidence at a Parliamentary inquiry into water matters and submitted one motion to the Australian Local Government Associations Nations General Assembly.	

OP ACTION: C78 Continue relationships to ensure established water supply for the City

FUNCTION	POSITION	TARGET DATE	COMPLETED DATE	MEASURE	COMMENTS	KPI STATUS
Community Development	Executive Support Officer	30-Jun-2018		1. Active representation	Council regularly meets with Broken Hill's State and Federal members.	

STRATEGY: 1.5.6 Provide our children with equitable access to a range of opportunities
DP ACTION: 1.5.1.06 Provide and support activities for young people to be involved in

FUNCTION	POSITION	17/18	18/19	19/20	20/21
Community Development	Executive Support Officer	Yes	Yes	Yes	Yes

DP Performance Indicator(s)	Comment	KPI Status
1. Number of activities undertaken by Council to support young people	Council is working in conjunction with YMCA to deliver community development programs across the city inclusive of youth and has recently employed a Youth and Community Project Officer in partnership with the YMCA.	

Completed In Progress Ongoing Deferred Not Commenced Not Achieved

					Civic Ball scheduled for August 2018. The Youth Council are represented on the Broken Hill Community Strategic Plan Round Table.	

OP ACTION: C79 Support Youth Advisory Group

FUNCTION	POSITION	TARGET DATE	COMPLETED DATE	MEASURE	COMMENTS	KPI STATUS
Community Development	Executive Support Officer	30-Jun-2018		1. Number of support initiatives	Working in conjunction with YMCA to deliver community development programs across the city inclusive of youth council.	

OP ACTION: C80 Support Sister City Committee to identify opportunities for young people

FUNCTION	POSITION	TARGET DATE	COMPLETED DATE	MEASURE	COMMENTS	KPI STATUS
Community Development	Events Coordinator	30-Jun-2018		1. Number of meetings attended	Sister City Committee was disbanded, due to the merging of Local Government areas.	

OP ACTION: C81 Host Civic Debutante Ball

FUNCTION	POSITION	TARGET DATE	COMPLETED DATE	MEASURE	COMMENTS	KPI STATUS
Community Development	Events Coordinator	30-Jun-2018		1. Debutante Ball held annually	There was no Civic Ball conducted within the reporting period, with the 2018 Civic Ball currently in planning and scheduled for 24 August 2018.	

Completed In Progress Ongoing Deferred Not Commenced Not Achieved

STRATEGY: 1.5.7 Encourage cycling and walking, through use of accessible safe tracks and paths
DP ACTION: 1.5.1.07 Maintain bicycle paths to encourage physical activity

FUNCTION	POSITION	17/18	18/19	19/20	20/21
Local Transport	Infrastructure Projects Engineer	Yes	Yes	Yes	Yes

DP Performance Indicator(s)	Comment	KPI Status
1. Community satisfaction	Survey completed in 2017/2018 with results yet to be released. Feedback from the survey will be considered when reviewing the Bike Plan in 2018/2019.	

OP ACTION: C82 Bike Plan reviewed

FUNCTION	POSITION	TARGET DATE	COMPLETED DATE	MEASURE	COMMENTS	KPI STATUS
Local Transport	Infrastructure Projects Engineer	30-Jun-2018		1. Plan reviewed by 30 June 2018	Bike Plan scheduled for review in 2018/2019. Broken Hill Museum Representatives have advised that they will make submissions on alternative bike routes for consideration as part of the review. Funding will be sought to review the bike plan through the RMS.	

OP ACTION: C83 Existing bicycle lanes maintained

FUNCTION	POSITION	TARGET DATE	COMPLETED DATE	MEASURE	COMMENTS	KPI STATUS
Local Transport	Infrastructure Projects Engineer	30-Jun-2018		1. No reduction in bicycle lanes	No reduction in bicycle lanes during 2017/2018. The bike lanes have been maintained for safety with street sweeping occurring regularly.	

Completed In Progress Ongoing Deferred Not Commenced Not Achieved

BROKEN HILL
CITY COUNCIL

OUR ECONOMY

DP Action KPI Status

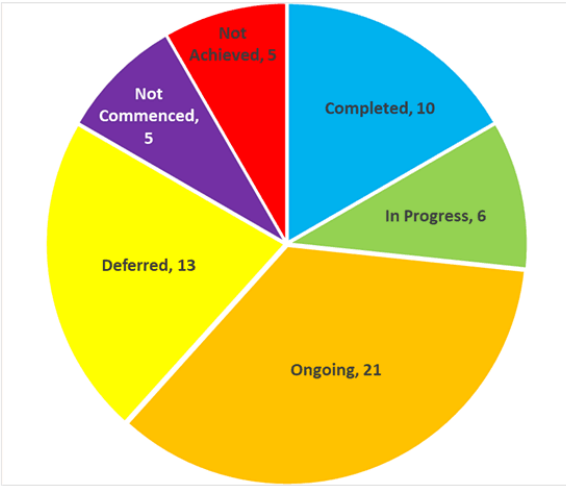

OP Action KPI Status

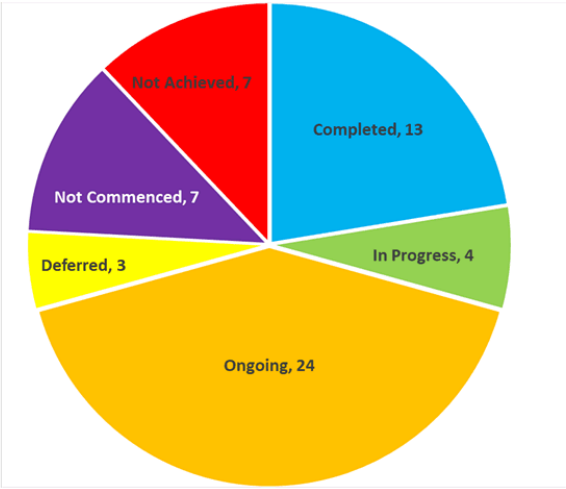

Completed | In Progress | Ongoing | Deferred | Not Commenced | Not Achieved

OBJECTIVE: 2.1 Our economy is strong and diversified and attracts people to work, live and invest

STRATEGY: 2.1.1 Create greater collaboration and strategic planning capacity with a view to identifying opportunities to increase economic activity and retention of residents

DP ACTION: 2.1.1.01 Collaborate with relevant partners to plan a summit to discuss economic conditions and unite leaders for a whole-of-City approach to economic development

FUNCTION	POSITION	17/18	18/19	19/20	20/21
Economic Development	Grants and Projects Coordinator	No	Yes	No	No

DP Performance Indicator(s)	Comment	KPI Status
1. Economic summit held	Scheduled for 2018/2019. Council participated in development of Regional Economic Development Strategy. Key components to inform summit design.	

DP ACTION: 2.1.1.02 Contribute to the provision of information suitable for a diverse audience in relation to economic activity in the City

FUNCTION	POSITION	17/18	18/19	19/20	20/21
Economic Development	Economic Development and Culture Officer	Yes	Yes	Yes	Yes

DP Performance Indicator(s)	Comment	KPI Status
1. Up to date economic information available widely	Community is constantly informed via media releases, social media, live stream of Council meetings, business papers and written summaries of Council meeting outcomes. .id profile data tools also available on website.	

OP ACTION: E01 Provide an online data resource to meet a diverse range of enquiries about Broken Hill and contribute to economic decision making

FUNCTION	POSITION	TARGET DATE	COMPLETED DATE	MEASURE	COMMENTS	KPI STATUS
Economic Development	Economic Development and Culture Officer	30-Jun-2018		1. Annual subscription to an online data tool	.id profile data tools available on website.	

Completed In Progress Ongoing Deferred Not Commenced Not Achieved

STRATEGY: 2.1.2 Develop and implement strategies and partnerships to support established businesses and services, and encourage new investment opportunities within the region
DP ACTION: 2.1.1.03 Collaborate with government and industry partners to explore investment opportunities for the City

FUNCTION	POSITION	17/18	18/19	19/20	20/21
Economic Development	Grants and Projects Coordinator	Yes	Yes	Yes	Yes

DP Performance Indicator(s)	Comment	KPI Status
1. Four representations to government per annum	Meetings with: Destination Broken Hill and Destination NSW to support whole of industry approach to increasing visitor economy; NSW Government on Growing Local Economies funding including collaboration on three private industry projects; ongoing discussions with private industry investor seeking to access international market; meetings with major retail investor and provision of economic data to inform assessment of Broken Hill as location to invest.	
2. Number of informative responses to potential investors	Investors receive direction and packaged information relating to the economy. Five enquiries serviced during the report period.	

OP ACTION: E02 Support RDA Far West and the local business community in presenting Broken Hill investment opportunities to the NSW Trade and Investment, the Federal Department of Industry and other agencies

FUNCTION	POSITION	TARGET DATE	COMPLETED DATE	MEASURE	COMMENTS	KPI STATUS
Economic Development	Grants and Projects Coordinator	30-Jun-2018		1. Four representations to Government/industry per annum	Various meetings with visiting Government politicians and industry held where available.	

Completed In Progress Ongoing Deferred Not Commenced Not Achieved

DP ACTION: 2.1.1.04 Develop and promote a Tourism and Hospitality Investment Opportunities Portfolio that identifies and promotes opportunities to encourage private-sector investment in Broken Hill (e.g. accommodation, retail, hospitality, film, arts)

FUNCTION	POSITION	17/18	18/19	19/20	20/21
Economic Development	Grants and Projects Coordinator	Yes	Yes	Yes	Yes

DP Performance Indicator(s)	Comment	KPI Status
1. Two new tourism investments achieved	Further investigation to be undertaken throughout 2018-19. Council is working with private investors seeking to grow tourism product and access international markets.	

OP ACTION: E03 Develop Tourism and Hospitality Investment Opportunities Portfolio

FUNCTION	POSITION	TARGET DATE	COMPLETED DATE	MEASURE	COMMENTS	KPI STATUS
Economic Development	Grants and Projects Coordinator	30-Jun-2018		1. Portfolio developed by 30 June 2018	Further investigation to be undertaken throughout 2018-19.	

DP ACTION: 2.1.1.05 Collaborate with key stakeholders to increase value for new and existing businesses

FUNCTION	POSITION	17/18	18/19	19/20	20/21
Economic Development	Grants and Projects Coordinator	Yes	Yes	Yes	Yes

DP Performance Indicator(s)	Comment	KPI Status
1. Collaborative participation in meetings, projects and workshops	Collaborative participation in meetings, projects and workshops undertaken with key stakeholders as required during 2017-18 including; attendance at Broken Hill Tourism Workshop with Destination NSW, support for NSW Government meetings across Far West Region to develop Regional Economic Development Strategy (x4), meetings with film industry to establish Screen Broken Hill, participation at NSW Government Cultural Infrastructure Workshop, participation at NSW Government Infrastructure Workshop, Patton park community consultation Park Development, funding secured to host Small Business Week event in October 2018, collaboration with three private projects applying	

Completed In Progress Ongoing Deferred Not Commenced Not Achieved

			for Growing Local Economies Funding, participation NSW Regional Bicycle Forum.	

OP ACTION: E04 Participate in meetings and projects associated with the Broken Hill Chamber of Commerce, businesses and RDA Far West including the Small Biz Connect service

FUNCTION	POSITION	TARGET DATE	COMPLETED DATE	MEASURE	COMMENTS	KPI STATUS
Economic Development	Economic Development and Culture Officer	30-Jun-2018		1. Regularly attend meetings and participate in six monthly reporting against small business support of Council	Meetings are attended upon request.	

STRATEGY: 2.1.3 Investigate transport hub options for Broken Hill and surrounds to drive and support economic activity
DP ACTION: 2.1.1.06 Advocate to maintain or improve air, rail and road access to the region

FUNCTION	POSITION	17/18	18/19	19/20	20/21
Strategic Transport	Economic Development and Culture Officer	Yes	Yes	Yes	Yes

DP Performance Indicator(s)	Comment	KPI Status
1. Advocacy activities and transport data are monitored and reported	Council continues to advocate in areas regarding rail and air. Data is based on tourism data reporting periods and provided quarterly to Council. Air passenger numbers are reported to Council on a monthly basis inclusive of comparison of passenger numbers for the same month in the previous year.	

OP ACTION: E05 Advocate to maintain or improve air, rail and road access to the region

FUNCTION	POSITION	TARGET DATE	COMPLETED DATE	MEASURE	COMMENTS	KPI STATUS
Strategic Transport	Economic Development and Culture Officer	30-Jun-2018		1. Number of representations made	Funding application submitted through the Building Better Regions Fund for fencing and lighting upgrade to the Broken Hill Airport.	

Completed In Progress Ongoing Deferred Not Commenced Not Achieved

OP ACTION: E06 Determine the main modes of transport used by visitors and their generating regions and monitor change year on year

FUNCTION	POSITION	TARGET DATE	COMPLETED DATE	MEASURE	COMMENTS	KPI STATUS
Strategic Transport	Economic Development and Culture Officer	30-Jun-2018		1. Quarterly data reviewed and reported	Data is based on tourism data reporting periods and provided quarterly to Council. Air passenger numbers are reported to Council on a monthly basis inclusive of comparison of passenger numbers for the same month in the previous year.	

STRATEGY: 2.1.4 Increase economic opportunities by activating public spaces
DP ACTION: 2.1.1.07 Advocate for funding to achieve elements of the Broken Hill Living Museum + Perfect Light Plan

FUNCTION	POSITION	17/18	18/19	19/20	20/21
Economic Development	Economic Development and Culture Officer	Yes	Yes	Yes	Yes

DP Performance Indicator(s)	Comment	KPI Status
1. Funding achieved	Funding achieved in 2017/2018 includes: • $807,780 from Infrastructure NSW for the Patton Street Park Upgrade; • $113,000 from the Office of Environment & Heritage for the Broken Hill Mosque.	

OP ACTION: E07 Implement the activation elements outlined in the Broken Hill Living Museum + Perfect Light Plan

FUNCTION	POSITION	TARGET DATE	COMPLETED DATE	MEASURE	COMMENTS	KPI STATUS
Tourism Development	Economic Development and Culture Officer	30-Jun-2018		1. Measures of success through grants	Funding achieved in 2017/2018 includes: • $807,780 from Infrastructure NSW for the Patton Street Park Upgrade;	

Completed In Progress Ongoing Deferred Not Commenced Not Achieved

		• $113,000 from the Office of Environment & Heritage for the Broken Hill Mosque;	
	2. Number of element activations achieved	The following element activations have received funding under the Broken Hill Living Museum + Perfect Light Project since its inception: Park Activation - Patton Park Community Hub Framework and Sustainable Mobility Solution Archive Preservation Broken Hill Mosque Broken Hill Civic Centre Argent Street 'Mineral & Art Intersections' Public Art Program Broken Hill Archives	

DP ACTION: 2.1.1.08 Consider ways to better use Council owned assets, particularly in Argent Street and Patton Village, to encourage the establishment of innovative tourism and hospitality ventures

FUNCTION	POSITION	17/18	18/19	19/20	20/21
Economic Development	Grants and Projects Coordinator	Yes	Yes	Yes	Yes

DP Performance Indicator(s)	Comment	KPI Status
1. Identify and include opportunities for Council owned assets in Tourism and Hospitality Investment Opportunities Portfolio	Further investigation to be undertaken throughout 2018/2019.	

Completed In Progress Ongoing Deferred Not Commenced Not Achieved

OP ACTION: E08 Develop Broken Hill Attractions and Interpretation Strategy

FUNCTION	POSITION	TARGET DATE	COMPLETED DATE	MEASURE	COMMENTS	KPI STATUS
Economic Development	Cultural Facilities Operation Supervisor	30-Jun-2018		1 Strategy developed by 30 June 2018	Broken Hill Attractions and Interpretation Strategy under development. Further investigation to be undertaken during 2018/2019.	

STRATEGY: 2.1.5 Manage and develop public infrastructure to enhance economic opportunities
DP ACTION: 2.1.1.09 Develop and implement Business Plans for key Council owned assets to assure their economic viability and business focus

FUNCTION	POSITION	17/18	18/19	19/20	20/21
Economic Development	Economic Development and Culture Officer	Yes	Yes	Yes	Yes

DP Performance Indicator(s)	Comment	KPI Status
1. Businesses plans developed: - Broken Hill Regional Art Gallery - Albert Kersten Mining & Mineral Museum - Living Desert and Sculptures - Visitor Information Centre - Civic Centre - Memorial Oval	Consultant engaged and has nearly completed strategic Business Plan for the Broken Hill Regional Art Gallery. Request for Quotation for consultant to write Albert Kersten Mining & Museum strategic Business Plan under development. Consultants engaged for the review and update of the Living Desert Plan of Management and the Animal Management Plan. Draft complete requiring public display and comment, then Council adoption in 2018-19 Business Plan for Visitor Information Centre deferred until 2018/2019. Business Plan for Civic Centre deferred until 2018/2019. Draft Plan of Management developed for Memorial Oval by Consultants - Land Advisory Services. Pending public display and comment, then Council adoption in 2018-19	

Completed In Progress Ongoing Deferred Not Commenced Not Achieved

OP ACTION: E09 Develop and implement Business Plans for key Council owned tourism related assets to assure their economic viability and business focus

FUNCTION	POSITION	TARGET DATE	COMPLETED DATE	MEASURE	COMMENTS	KPI STATUS
Economic Development	Economic Development and Culture Officer	30-Jun-2018		1. Businesses plans developed and implemented: - Broken Hill Regional Art Gallery - Albert Kersten Mining & Mineral Museum - Living Desert and Sculptures - Visitor Information Centre - Civic Centre - Memorial Oval	Consultant engaged and has nearly completed strategic Business Plan for the Broken Hill Regional Art Gallery. Request for Quotation for consultant to write Albert Kersten Mining & Museum strategic Business Plan under development. Consultants engaged for the review and update of the Living Desert Plan of Management and the Animal Management Plan. Draft complete requiring public display and comment, then Council adoption in 2018/2019 Business Plan for Visitor Information Centre deferred until 2018/2019. Business Plan for Civic Centre deferred until 2018/2019. Draft Plan of Management developed for Memorial Oval by Consultants - Land Advisory Services. Pending public display and comment, then Council adoption in 2018-19	

Completed In Progress Ongoing Deferred Not Commenced Not Achieved

STRATEGY: 2.1.6 Enhance digital communications capacity for the City
DP ACTION: 2.1.1.10 Advocate to improve opportunities for technology and innovation, including the roll-out of high speed broadband to include Broken Hill

FUNCTION	POSITION	17/18	18/19	19/20	20/21
Economic Development	Economic Development and Culture Officer	Yes	Yes	Yes	No

DP Performance Indicator(s)	Comment	KPI Status
1. Far West Economic Update annually indicates an increase in technology related advancements	Far West Economic updates are no longer produced by the RDA Far West. Council continues to implement strategies identified through the adopted Smart Communities Framework.	

OP ACTION: E10 Develop a program to position the City for High Speed Broadband implementation

FUNCTION	POSITION	TARGET DATE	COMPLETED DATE	MEASURE	COMMENTS	KPI STATUS
Economic Development	Economic Development and Culture Officer	30-Jun-2018		1. Program developed	Broadband internet now available in key areas of the City, in accordance with Smart Communities Framework.	

DP ACTION: 2.1.1.11 Develop Smart Community Framework

FUNCTION	POSITION	17/18	18/19	19/20	20/21
Economic Development	Economic Development and Culture Officer	Yes	No	No	No

DP Performance Indicator(s)	Comment	KPI Status
1. Framework developed by 30 June 2018	Council adopted the Smart Communities Framework on 22 February 2017 Minute No. 45463.	

OP ACTION: E11 Develop Telstra Smart City Framework

FUNCTION	POSITION	TARGET DATE	COMPLETED DATE	MEASURE	COMMENTS	KPI STATUS
Economic Development	Economic Development and Culture Officer	30-Jun-2018		1. Framework developed by 30 June 2018	Council adopted the Smart Community Framework on 22 February 2017 Minute No. 45463.	

Completed ■ In Progress ■ Ongoing ■ Deferred ■ Not Commenced ■ Not Achieved ■

DP ACTION: 2.1.1.12 Implement strategies from the Smart Community Framework in regards to Wi-Fi activation throughout the City

FUNCTION	POSITION	17/18	18/19	19/20	20/21
Economic Development	Economic Development and Culture Officer	No	Yes	Yes	Yes

DP Performance Indicator(s)	Comment	KPI Status
1. Number of strategies implemented	Scheduled for 2018/2019. Broadband internet now available in key areas of the City, funding has also been received for the installation of CCTV throughout the City in accordance with Smart Communities Framework.	

STRATEGY: 2.1.7 Pursue new ideas and approaches for business and industry investment including creative industries, renewable energy and technology related projects

DP ACTION: 2.1.1.13 Provide support for renewable energy innovation

FUNCTION	POSITION	17/18	18/19	19/20	20/21
Economic Development	Sustainability Coordinator	Yes	Yes	Yes	Yes

DP Performance Indicator(s)	Comment	KPI Status
1. Number of related project enquiries	Council is a member of the Cities Power Partnership and continues to work towards switching to clean energy in a bid to tackle climate change.	

OP ACTION: E12 Support the notion of Broken Hill and Far West NSW as a center for renewable energy

FUNCTION	POSITION	TARGET DATE	COMPLETED DATE	MEASURE	COMMENTS	KPI STATUS
Economic Development	Sustainability Coordinator	30-Jun-2018		1. Support provided	Council is a member of the Cities Power Partnership and continues to work towards switching to clean energy in a bid to tackle climate change.	

Completed In Progress Ongoing Deferred Not Commenced Not Achieved

DP ACTION: 2.1.1.14 Support the development of indigenous culture in the City through the implementation of a Memorandum of Understanding with West Darling Arts

FUNCTION	POSITION	17/18	18/19	19/20	20/21
Tourism Development	Economic Development and Culture Officer	Yes	Yes	No	No

DP Performance Indicator(s)	Comment	KPI Status
1. Memorandum of Understanding developed and signed	Memorandum of Understanding developed and signed 29 July 2016.	

OP ACTION: E13 Support the development of indigenous tourism product in terms of the arts and culture

FUNCTION	POSITION	TARGET DATE	COMPLETED DATE	MEASURE	COMMENTS	KPI STATUS
Tourism Development	Economic Development and Culture Officer	30-Jun-2018		1. Participation of Council staff in indigenous cultural projects resulting in product outcomes	Council staff participate in indigenous cultural projects as and when required.	
				2. MOU implemented with West Darling Arts	Memorandum of Understanding developed and signed 29 July 2016.	

DP ACTION: 2.1.1.15 Implement actions to increase participation of arts and cultural enterprises in the tourism industry

FUNCTION	POSITION	17/18	18/19	19/20	20/21
Tourism Development	Economic Development and Culture Officer	Yes	Yes	Yes	Yes

DP Performance Indicator(s)	Comment	KPI Status
1. Increased participation of arts and cultural enterprises in tourism related initiatives	Council works with enterprises for inclusion in Visitor Information Centre information and website activity. All enterprises can sign up to newsletters providing industry updates.	

Completed In Progress Ongoing Deferred Not Commenced Not Achieved

OP ACTION: E14 Create art and heritage trails encompassing businesses and community landmarks

FUNCTION	POSITION	TARGET DATE	COMPLETED DATE	MEASURE	COMMENTS	KPI STATUS
Tourism Development	Economic Development and Culture Officer	30-Jun-2018		1. Implement strategies as identified in the Wayfinding and Whole – Of – Destination Interpretive Framework	Further works on the Wayfinding and Whole-of-Destination Interpretive Framework has ceased in its current format and will be reinvestigated under the Community Hub Framework and Sustainable Mobility Solutions Project.	

STRATEGY: 2.1.8 Promote attraction and retention for residency in our City
DP ACTION: 2.1.1.16 Develop a Community Hub Framework and Active Living Plan

FUNCTION	POSITION	17/18	18/19	19/20	20/21
Economic Development	Grants and Projects Coordinator	Yes	No	No	No

DP Performance Indicator(s)	Comment	KPI Status
1. Framework and Plan developed by 30 June 2018	Request for Tender for the Broken Hill Library, Community Hub and Cultural Precinct project issued May 2018, closing 25 July 2018. The Tender is for a two (2) staged approach, a Community Hub and Cultural Plan/Framework and a new Library and Community Hub. Draft Community Hub and Cultural Plan/Framework will be presented to Council for adoption October 2018.	
2. Plan developed by 30 June 2018	Request for Tender for the Broken Hill Library, Community Hub and Cultural Precinct project issued May 2018, closing 25 July 2018. The Tender is for a two (2) staged approach, a Community Hub and Cultural Plan/Framework and a new Library and Community Hub. Draft Community Hub and Cultural Plan/Framework will be presented to Council for adoption October 2018.	

Completed In Progress Ongoing Deferred Not Commenced Not Achieved

OP ACTION: E15 Community Hub Framework and Active Living Plan developed

FUNCTION	POSITION	TARGET DATE	COMPLETED DATE	MEASURE	COMMENTS	KPI STATUS
Economic Development	Grants and Projects Coordinator	30-Jun-2018		1. Framework and Plan developed by 30 June 2018	Request for Tender for the Broken Hill Library, Community Hub and Cultural Precinct project issued May 2018, closing 25 July 2018. The Tender is for a two (2) staged approach, a Community Hub and Cultural Plan/Framework and a new Library and Community Hub. Draft Community Hub and Cultural Plan/Framework will be presented to Council for adoption October 2018.	

DP ACTION: 2.1.1.17 Implement initiatives from the Community Hub Framework and Active Living Plan

FUNCTION	POSITION	17/18	18/19	19/20	20/21
Economic Development	Economic Development and Culture Officer	No	Yes	Yes	Yes

DP Performance Indicator(s)	Comment	KPI Status
1. Number of initiatives and projects achieved	Scheduled for 2018/2019.	

DP ACTION: 2.1.1.18 Develop and maintain a City information pack for new and potential residents to promote living in Broken Hill

FUNCTION	POSITION	17/18	18/19	19/20	20/21
Economic Development	Digital Officer	Yes	Yes	Yes	Yes

DP Performance Indicator(s)	Comment	KPI Status
1. Information pack developed and maintained to be current	Electronic version created and available on Council's website. Hard copy pack reviewed and established suitable contents.	

Completed In Progress Ongoing Deferred Not Commenced Not Achieved

OP ACTION: E16 Develop and maintain City information pack for new and potential residents to promote living in Broken Hill

FUNCTION	POSITION	TARGET DATE	COMPLETED DATE	MEASURE	COMMENTS	KPI STATUS
Economic Development	Digital Officer	30-Jun-2018		1. Information pack developed and available in a range of formats	Electronic version created and available on Council's website. Hard copy pack reviewed and established suitable contents.	

Completed In Progress Ongoing Deferred Not Commenced Not Achieved

OBJECTIVE: 2.2 We are a destination of choice and provide a real experience that encourages increased visitation

STRATEGY: 2.2.1 Cooperatively engage government, business and community stakeholders in supporting the management of tourism

DP ACTION: 2.2.1.01 Participate in tourism industry boards and working parties

FUNCTION	POSITION	17/18	18/19	19/20	20/21
Tourism Development	Cultural Facilities Operation Supervisor	Yes	Yes	Yes	Yes

DP Performance Indicator(s)	Comment	KPI Status
1. Active participation	Council are working with the newly formed Destination Broken Hill on local tourism matters as and when required.	

OP ACTION: E17 Participate in Destination Country and Outback NSW, and Destination NSW

FUNCTION	POSITION	TARGET DATE	COMPLETED DATE	MEASURE	COMMENTS	KPI STATUS
Tourism Development	Cultural Facilities Operation Supervisor	30-Jun-2018		1. Active participation and outcomes associated with relevant plan/project implementation	Council maintain active participation with tourism bodies as and when required.	

DP ACTION: 2.2.1.02 Work collaboratively with Destination Country and Outback NSW, Destination NSW and local operators to develop and implement future marketing and promotional initiatives

FUNCTION	POSITION	17/18	18/19	19/20	20/21
Tourism Development	Cultural Facilities Operation Supervisor	Yes	Yes	Yes	Yes

DP Performance Indicator(s)	Comment	KPI Status
1. Marketing programs achieved and demonstrate increase in tourism numbers against previous year	Council continues to work collaboratively with tourism bodies in order to increase tourism numbers.	

Completed In Progress Ongoing Deferred Not Commenced Not Achieved

OP ACTION: E18 Contribute data to analysis processes conducted by the industry and industry bodies

FUNCTION	POSITION	TARGET DATE	COMPLETED DATE	MEASURE	COMMENTS	KPI STATUS
Tourism Development	Economic Development and Culture Officer	30-Jun-2018		1. Data is provided to fulfil information requests and funding acquittals	Data is provided to fulfil information requests and funding acquittals as and when required.	
				2. Quarterly updates provided to Council	Quarterly updates are provided to Council.	

DP ACTION: 2.2.1.03 Participate in a review to establish an effective industry governance model for tourism in Broken Hill and the Far West

FUNCTION	POSITION	17/18	18/19	19/20	20/21
Tourism Development	Cultural Facilities Operation Supervisor	Yes	No	No	No

DP Performance Indicator(s)	Comment	KPI Status
1. Final report	Initial investigations undertaken. Further liaison with Destination Broken Hill to be conducted in 2018/2019.	

OP ACTION: E19 Participate in a review to establish an effective industry governance model for tourism in Broken Hill and the Far West

FUNCTION	POSITION	TARGET DATE	COMPLETED DATE	MEASURE	COMMENTS	KPI STATUS
Tourism Development	Economic Development and Culture Officer	30-Jun-2018		1. Final report	Initial investigations undertaken. Further liaison with Destination Broken Hill to be conducted in 2018/2019.	

STRATEGY: 2.2.2 Utilise a destination-based research program to better inform decision-making
DP ACTION: 2.2.1.04 Collect destination based information and contribute to analysis in order to inform tourism related decision-making

FUNCTION	POSITION	17/18	18/19	19/20	20/21
Tourism Development	Economic Development and Culture Officer	Yes	Yes	Yes	Yes

Completed In Progress Ongoing Deferred Not Commenced Not Achieved

DP Performance Indicator(s)	Comment	KPI Status
1. Annual report provided to industry	Annual report to industry not provided.	

OP ACTION: E20 Conduct an annual audit of tourism product in Broken Hill and assess changes against previous year

FUNCTION	POSITION	TARGET DATE	COMPLETED DATE	MEASURE	COMMENTS	KPI STATUS

ACTION: 2.2.1.05 Review the Broken Hill Strategic Tourism Plan 2010-2020

FUNCTION	POSITION	17/18	18/19	19/20	20/21
Tourism Development	Economic Development and Culture Officer	No	Yes	Yes	Yes

DP Performance Indicator(s)	Comment	KPI Status
1. Review the Broken Hill Strategic Tourism Plan 2010-2020 reviewed by 30 June 2019	Scheduled for 2018/2019.	

DP ACTION: 2.2.1.06 Ensure the strategies contained within Broken Hill Strategic Tourism Plan remain informed

FUNCTION	POSITION	17/18	18/19	19/20	20/21
Tourism Development	Economic Development and Culture Officer	Yes	Yes	Yes	Yes

DP Performance Indicator(s)	Comment	KPI Status
1. Strategy review undertaken	Review to be undertaken in 2018/2019.	

OP ACTION: E21 Adopt a customer service approach across all Council owned tourism related facilities

FUNCTION	POSITION	TARGET DATE	COMPLETED DATE	MEASURE	COMMENTS	KPI STATUS
Tourism Development	Corporate Responsibility Officer	30-Jun-2018		1. Customer satisfaction survey	Customer Satisfaction Survey developed and rolled out at the Visitor Information Centre. Gallery has recently rolled out digital customer survey	

Completed In Progress Ongoing Deferred Not Commenced Not Achieved

STRATEGY: 2.2.3 Encourage service excellence in the tourism, hospitality and retail sectors to enhance visitor experience and maximise yield from tourism

DP ACTION: 2.2.1.07 Collaborate with businesses to enhance visitors experience and maximise yield

FUNCTION	POSITION	17/18	18/19	19/20	20/21
Tourism Development	Economic Development and Culture Officer	Yes		Yes	Yes

DP Performance Indicator(s)	Comment	KPI Status
1. Increased participation in tourism partnership program	Council collaborates with businesses to enhance visitors experience and maximise yield on an as needs basis.	

OP ACTION: E22 Collaborate with businesses to enhance visitors experience and maximise yield

FUNCTION	POSITION	TARGET DATE	COMPLETED DATE	MEASURE	COMMENTS	KPI STATUS
Tourism Development	Economic Development and Culture Officer	30-Jun-2018		1. Number of participation activities	Council collaborates with businesses to enhance visitors experience and maximise yield on an as needs basis. Collaboration with business for events included St Pats Race Club, Solar Film Festival and Broken Heel Festival.	

DP ACTION: 2.2.1.08 Investigate sustainability training and accreditation programs for tourism operators

FUNCTION	POSITION	17/18	18/19	19/20	20/21
Tourism Development	Economic Development and Culture Officer	Yes	Yes	Yes	Yes

DP Performance Indicator(s)	Comment	KPI Status
1. Conduct two industry forums	Council have not conducted an industry forum during the reporting period. There are however, accreditation programs readily available for industry to undertake.	

Completed In Progress Ongoing Deferred Not Commenced Not Achieved

OP ACTION: E23 Investigate sustainability training and accreditation programs for tourism operators

FUNCTION	POSITION	TARGET DATE	COMPLETED DATE	MEASURE	COMMENTS	KPI STATUS
Tourism Development	Economic Development and Culture Officer	30-Jun-2018		1. Number of participants	Council have not conducted an industry forum during the reporting period. There are however, accreditation programs readily available for industry to undertake.	

STRATEGY: 2.2.4 Encourage the provision and delivery of authentic visitor products and experiences
DP ACTION: 2.1.1.09 Adopt a 'whole of destination' approach to the development, management and marketing of attractions and experiences for Broken Hill

FUNCTION	POSITION	17/18	18/19	19/20	20/21
Tourism Development	Economic Development and Culture Officer	Yes	No	No	No

DP Performance Indicator(s)	Comment	KPI Status
1. Broken Hill Attractions and Interpretation Strategy complete	Broken Hill Attractions and Interpretation Strategy not yet commenced.	
2. Wayfinding and Whole-of-Destination Interpretive Framework developed	Further works on the Framework will be postponed until an additional funding source can be secured as the BHPB Foundation budget cannot accommodate any additional expenditure in this area. Currently reviewing grant funding opportunities.	

OP ACTION: E24 Develop Wayfinding and Whole-of-Destination Interpretive Framework

FUNCTION	POSITION	TARGET DATE	COMPLETED DATE	MEASURE	COMMENTS	KPI STATUS
Economic Development	Economic Development and Culture Officer	30-Jun-2018		1. Framework developed by 30 June 2018	Further works on the Framework will be postponed until an additional funding source can be secured as the BHPB Foundation budget cannot accommodate any additional expenditure in this area. Currently reviewing grant funding opportunities.	

Completed In Progress Ongoing Deferred Not Commenced Not Achieved

DP ACTION: 2.1.1.10 Implement strategies from the Wayfinding and Whole-of-Destination Interpretive Framework

FUNCTION	POSITION	17/18	18/19	19/20	20/21
Tourism Development	Economic Development and Culture Officer	No	Yes	Yes	Yes

DP Performance Indicator(s)	Comment	KPI Status
1. Number of initiatives completed	Scheduled for 2018/2019. Further works on the Framework will be postponed until an additional funding source can be secured as the BHPB Foundation budget cannot accommodate any additional expenditure in this area. Currently reviewing grant funding opportunities.	
2. Undertake an audit for tourism related signage in the City	Scheduled for 2018/2019. A preliminary audit of tourism related signage has been undertaken with further investigation and action required.	

DP ACTION: 2.2.1.11 Investigate opportunities arising from Broken Hill's listing as a Heritage City

FUNCTION	POSITION	17/18	18/19	19/20	20/21
Tourism Development	Economic Development and Culture Officer	Yes	Yes	Yes	Yes

DP Performance Indicator(s)	Comment	KPI Status
1. Review of heritage opportunities is complete	Opportunities through heritage are addressed through marketing of Broken Hill and its cultural assets/heritage landmarks and stories, Living Museum + Perfect Light Project, grant applications and Heritage and Museums Advisor.	

OP ACTION: E25 Investigate opportunities arising from Broken Hill's listing as a heritage city

FUNCTION	POSITION	TARGET DATE	COMPLETED DATE	MEASURE	COMMENTS	KPI STATUS
Tourism Development	Economic Development and Culture Officer	30-Jun-2018		1. Council owned or controlled art and mineral collections are maintained and accessible to the community	Gallery and Museum are awaiting the outcome of State Government Grant funding, relating to digitising and managing art and mineral collections.	

Completed In Progress Ongoing Deferred Not Commenced Not Achieved

				2. Council owned or controlled heritage assets are maintained and accessible to the community	Heritage assets are maintained in accordance with Council's asset maintenance schedules to ensure accessibility to the public.	
				3. Video and editorial content developed and incorporated into Councils tourism website	Video and editorial content is developed as required and incorporated into Council's tourism website.	

OP ACTION: E26 Support the Heritage Event Advisory Committee to develop an events calendar to celebrate and commemorate historically significant events

FUNCTION	POSITION	TARGET DATE	COMPLETED DATE	MEASURE	COMMENTS	KPI STATUS
Tourism Development	Events Coordinator	30-Jun-2018		1. Number of events achieved	The Heritage Committee concentrated their efforts on the 2018 Heritage Festival which saw 23 events conducted of a 17 day period.	

DP ACTION: 2.2.1.12 Engage the community and local historians in developing materials and interpretation experiences more targeted towards the tourism market and promoting the importance of Broken Hill in history

FUNCTION	POSITION	17/18	18/19	19/20	20/21
Tourism Development	Economic Development and Culture Officer	Yes	Yes	Yes	Yes

DP Performance Indicator(s)	Comment	KPI Status
1. Two new heritage tourism products developed annually	Broken Hill Heritage Festival held over 2 weeks and launched 18 April 2018.	

Completed In Progress Ongoing Deferred Not Commenced Not Achieved

OP ACTION: E27 Engage the community and local historians in developing materials and interpretation experiences more targeted towards the tourism market and promoting the importance of Broken Hill in history

FUNCTION	POSITION	TARGET DATE	COMPLETED DATE	MEASURE	COMMENTS	KPI STATUS
Tourism Development	Economic Development and Culture Officer	30-Jun-2018		1. Two new heritage tourism products developed annually	Broken Hill Heritage Festival held over 2 weeks and launched 18 April 2018.	

DP ACTION: 2.2.1.13 Undertake a benchmark study of other heritage listed mining cities world-wide to understand their strategies for tourism

FUNCTION	POSITION	17/18	18/19	19/20	20/21
Tourism Development	Executive Support Officer	Yes	No	No	No

DP Performance Indicator(s)	Comment	KPI Status
1. Global benchmark study is finalised	Works to commence with the commissioning of a Cultural Heritage Management Consultant to conduct a scoping exercise to ascertain Broken Hill's eligibility. Brief to be developed with a view to commence early 2019.	

OP ACTION: E28 Relationships are investigated between Broken Hill and other significant heritage mining cities and World Heritage Listing is under consideration

FUNCTION	POSITION	TARGET DATE	COMPLETED DATE	MEASURE	COMMENTS	KPI STATUS
Tourism Development	Executive Support Officer	30-Jun-2018		1. Membership of international heritage organisation and application of interest for World Heritage Listing	Works to commence with the commissioning of a Cultural Heritage Management Consultant to conduct a scoping exercise to ascertain Broken Hill's eligibility. Brief to be developed with a view to commence early 2019.	

Completed In Progress Ongoing Deferred Not Commenced Not Achieved

DP ACTION: 2.2.1.14 Operate the Visitor Information Centre as a hub for the visitor economy

FUNCTION	POSITION	17/18	18/19	19/20	20/21
Tourism Development	Cultural Facilities Operation Supervisor	Yes	Yes	Yes	Yes

DP Performance Indicator(s)	Comment	KPI Status
1. Number of people visiting centre per annum	96,519 visitors in 2017/18, a 4% decrease from the previous year.	
2. Increase of website visits from previous year	Website visitation continued to decline. In recent months the Adventures Group who is running the tourism website for council has failed in providing monthly visitation stats.	
3. Tourist and Travellers Centre 90% occupancy maintained	60% occupancy - Of the five spaces available, three were occupied during July 2017 to June 2018.	

OP ACTION: E29 Operate the Visitor Information Centre as a hub for the visitor economy

FUNCTION	POSITION	TARGET DATE	COMPLETED DATE	MEASURE	COMMENTS	KPI STATUS
Tourism Development	Cultural Facilities Operation Supervisor	30-Jun-2018		1. Increase in the number of visitors from the previous year	4% decrease in foot traffic. This reflects a national trend for VIC visitation.	

DP ACTION: 2.2.1.15 Promote the Regional Art Gallery as a tourist attraction

FUNCTION	POSITION	17/18	18/19	19/20	20/21
Tourism Development	Gallery and Museums Manager	Yes	Yes	Yes	Yes

DP Performance Indicator(s)	Comment	KPI Status
1. Number of people visiting per annum/number of visitors	22,519 Art Gallery visitations	

Completed In Progress Ongoing Deferred Not Commenced Not Achieved

OP ACTION: E30 Develop strategies to increase tourist visitation to the Regional Art Gallery

FUNCTION	POSITION	TARGET DATE	COMPLETED DATE	MEASURE	COMMENTS	KPI STATUS
Tourism Development	Gallery and Museums Manager	30-Jun-2018		1. Increase in the number of visitors from the previous year	22,518 visitors this year, down from 22,707 the previous year, this is consistent with Tourism trends	

STRATEGY: 2.2.5 Improve accessibility for visitors to and from Broken Hill
DP ACTION: 2.2.1.16 Promote the Albert Kersten Mining & Mineral Museum as a tourist attraction

FUNCTION	POSITION	17/18	18/19	19/20	20/21
Tourism Development	Gallery and Museums Manager	Yes	Yes	Yes	Yes

DP Performance Indicator(s)	Comment	KPI Status
1. Number of people visiting per annum/number of visitors	10,636 visitations	

OP ACTION: E31 Develop strategies to increase tourist visitation to the Albert Kersten Mining and Minerals Museum

FUNCTION	POSITION	TARGET DATE	COMPLETED DATE	MEASURE	COMMENTS	KPI STATUS
Tourism Development	Gallery and Museums Manager	30-Jun-2018		1. Increase in the number of visitors from the previous year	10,636 visitations this year down from 11,149 the previous year, consistent with decreased Tourism trends	

Completed In Progress Ongoing Deferred Not Commenced Not Achieved

DP ACTION: 2.2.1.17 Promote the Living Desert as a tourist attraction

FUNCTION	POSITION	17/18	18/19	19/20	20/21
Tourism Development	Infrastructure Projects Engineer	Yes	Yes	Yes	Yes

DP Performance Indicator(s)	Comment	KPI Status
1. Number of people visiting per annum/number of visitors	31,137 visitors in 2017/18	

OP ACTION: E32 Develop strategies to increase tourist visitation to the Living Desert

FUNCTION	POSITION	TARGET DATE	COMPLETED DATE	MEASURE	COMMENTS	KPI STATUS
Tourism Development	Infrastructure Projects Engineer	30-Jun-2018		1. Increase in the number of visitors from the previous year	31,137 visitations for 2017-18 compared to 30,320 visitors the previous year; this 3% increase may be attributed partially to the new primitive campsite.	

DP ACTION: 2.2.1.18 Operate the Broken Hill Airport

FUNCTION	POSITION	17/18	18/19	19/20	20/21
Strategic Transport	Infrastructure Projects Engineer	Yes	Yes	Yes	Yes

DP Performance Indicator(s)	Comment	KPI Status
1. Meet Civil Aviation Safety Authority and other legislative requirements	CASA requirements met for operations of Airport during 2017-18. CASA inspected the airport on the 30th April to 2nd May. The only action flagged was re-linemarking of the RPT Apron however operations of the Airport may proceed as normal.	

OP ACTION: E33 Operate the Broken Hill Airport

FUNCTION	POSITION	TARGET DATE	COMPLETED DATE	MEASURE	COMMENTS	KPI STATUS
Strategic Transport	Infrastructure Projects Engineer	30-Jun-2018		1. Operate the Broken Hill Airport as per CASA requirements	CASA requirements met for the operations of the Airport.	

Completed In Progress Ongoing Deferred Not Commenced Not Achieved

		2. Airport Master Plan reviewed by 30 June 2018	Airport Master Plan Working Group formed to address the actions in the Master Plan. Progressing on actions including preparation of an Action List, Annual Technical Inspection Report Review, Grants and Funding Opportunities, Levels of Service Review, Subdivisions and Mapping, Land Use and Availability Assessment, Lease revision and management, power and water requirements and advertising opportunities. The review is ongoing.

DP ACTION: 2.2.1.19 Consider alternative airport management and operation arrangements

FUNCTION	POSITION	17/18	18/19	19/20	20/21
Strategic Transport	Infrastructure Projects Engineer	Yes	No	No	No

DP Performance Indicator(s)	Comment	KPI Status
1. Investigate possible EOI and report findings to Council	Calling for expressions of interest deferred pending a report to Council investigating factors which may increase the current amount of revenue being generated from activities at the Airport by charging for parking for hire cars; charging lessees for water and electricity; reducing the landing charges to encourage more aircraft to land at the airport; cost of maintenance at the airport; service review and investigation of further revenue generating options.	

OP ACTION: E34 Consider alternative airport management and operation arrangements via an Expressions of Interest process

FUNCTION	POSITION	TARGET DATE	COMPLETED DATE	MEASURE	COMMENTS	KPI STATUS
Strategic Transport	Infrastructure Projects Engineer	30-Jun-2018		1. EOI advertised and report of findings presented to Council	Calling for expressions of interest deferred pending a report to Council investigating factors which may increase the current amount of revenue being generated from activities at the Airport by charging	

Completed In Progress Ongoing Deferred Not Commenced Not Achieved

				for parking for hire cars; charging lessees for water and electricity; reducing the landing charges to encourage more aircraft to land at the airport; cost of maintenance at the airport; service review and investigation of further revenue generating options.		

DP ACTION: 2.2.1.20 Explore funding opportunities and lobby to allow an upgrade to the Broken Hill Airport in accordance with the Airport Master Plan

FUNCTION	POSITION	17/18	18/19	19/20	20/21
Strategic Transport	Infrastructure Projects Engineer	Yes	Yes	Yes	Yes

DP Performance Indicator(s)	Comment	KPI Status
1. Number of representations made	Seven representations made as at June 2018. Application for Building Better Regions Fund; Application also sent to Federal MP for information. Submission to NSW Government Future Transport Strategy 2056 December 2018. Issues briefing Deputy Premier and State MP July 2017.	

OP ACTION: E35 Explore funding opportunities and lobby for the upgrade of the Broken Hill Airport in accordance with the Airport Master Plan

FUNCTION	POSITION	TARGET DATE	COMPLETED DATE	MEASURE	COMMENTS	KPI STATUS
Strategic Transport	Infrastructure Projects Engineer	30-Jun-2018		1. Number of representations/submissions	Four representations made as at 2017/2018. Application for Building Better Regions Fund; Application also sent to Federal MP for information. Submission to NSW Government Future Transport Strategy 2056 December 2017. Issues briefing Deputy Premier and State MP July 2017. Council will continue to make representations to secure funding to upgrade the airport facility dependent on grant opportunities	

Completed In Progress Ongoing Deferred Not Commenced Not Achieved

DP ACTION: 2.2.1.21 Review Council's facilities and capacity to service the caravan and motor home market

FUNCTION	POSITION	17/18	18/19	19/20	20/21
Tourism Development	Infrastructure Projects Engineer	Yes	No	No	No

DP Performance Indicator(s)	Comment	KPI Status
1. Review complete	Official review has been deferred however council is undertaking achievable strategic actions to improve serviceability to the Caravan and motor home market such as the construction of the Kintore Headframe Carpark to cater for caravans.	

OP ACTION: E36 Develop Business Plan for Memorial Oval

FUNCTION	POSITION	TARGET DATE	COMPLETED DATE	MEASURE	COMMENTS	KPI STATUS
Tourism Development	Infrastructure Projects Engineer	30-Jun-2018		1. Business Plan developed by 30 June 2018	Draft Plan of Management developed for Memorial Oval by Consultants - Land Advisory Services was completed by June 30. The next stage is for Council to adopt the plan after public display and comment. This is envisaged to occur in the 2018-19 year.	

Completed In Progress Ongoing Deferred Not Commenced Not Achieved

STRATEGY: 2.2.6 Reinforce the established Broken Hill For Real Brand and the Australia's First National Heritage Listed City positioning, to promote Broken Hill as a significant outback destination in Australia
DP ACTION: 2.2.1.22 Integrate the Brand into marketing and communication objectives for the City including external and internal audiences

FUNCTION	POSITION	17/18	18/19	19/20	20/21
Economic Development	Communication & Community Engagement Coordinator	Yes	Yes	Yes	Yes

DP Performance Indicator(s)	Comment	KPI Status
1. Brand integrated into all relevant programs and communications	Branding included where required in all communication mediums.	

OP ACTION: E37 Integrate the Brand into marketing and communication objectives for the City including external and internal audiences

FUNCTION	POSITION	TARGET DATE	COMPLETED DATE	MEASURE	COMMENTS	KPI STATUS
Economic Development	Communication & Community Engagement Coordinator	30-Jun-2018		1. Brand integrated into all relevant programs and communications	Branding included where required in all communication mediums.	

STRATEGY: 2.2.7 Develop a strategic and proactive approach to the development, management and marketing of filming activities
DP ACTION: 2.2.1.23 Promote Broken Hill as a centre for film and production in Regional Australia and secure film activity for the City and region

FUNCTION	POSITION	17/18	18/19	19/20	20/21
Film Promotion	Grants and Projects Coordinator	Yes	Yes	Yes	Yes

DP Performance Indicator(s)	Comment	KPI Status
1. Six productions annually	18 film production activities as at June 2018.	

OP ACTION: E38 Promote Broken Hill as a centre for film and production in Regional Australia and secure film activity for the City and region

FUNCTION	POSITION	TARGET DATE	COMPLETED DATE	MEASURE	COMMENTS	KPI STATUS
Tourism Development	Grants and Projects Coordinator	30-Jun-2018		1. Number of productions	18 film production activities as at June 2018.	

Completed In Progress Ongoing Deferred Not Commenced Not Achieved

STRATEGY: 2.2.8 Continue with a proactive approach to the development, management and marketing of meetings, incentives, conferences and events (MICE)

DP ACTION: 2.2.1.24 Position Civic Centre as a hub for conference and entertainment in Regional Australia

FUNCTION	POSITION	17/18	18/19	19/20	20/21
Economic Development	Events Coordinator	Yes	Yes	Yes	Yes

DP Performance Indicator(s)	Comment	KPI Status
1. 15% increase in enquiries of Civic Centre across all event categories	This has 21 enquiries received for the Civic Centre despite it remaining closed for refurbishment.	

OP ACTION: E39 Position Civic Centre as a hub for conference and entertainment in Regional Australia

FUNCTION	POSITION	TARGET DATE	COMPLETED DATE	MEASURE	COMMENTS	KPI STATUS
Economic Development	Events Coordinator	30-Jun-2018		1. 15% increase in usage of Civic Centre across all event categories	21 enquiries received for Civic Centre. Centre continues to be closed due to refurbishment.	

DP ACTION: 2.2.1.25 Support growth of established 'signature' festivals and events for Broken Hill

FUNCTION	POSITION	17/18	18/19	19/20	20/21
Tourism Development	Events Coordinator	Yes	Yes	Yes	Yes

DP Performance Indicator(s)	Comment	KPI Status
1. Minimum of two festivals and/or events supported	Support provided for two festivals held during this reporting period, being Broken Heel Festival and Perfect Light Film Festival. Ongoing support and advice provided for yet to be announced festival. Other events supported included St Pat's Races	

Completed In Progress Ongoing Deferred Not Commenced Not Achieved

OP ACTION: E40 Provide support to two festivals and/or events per annum

FUNCTION	POSITION	TARGET DATE	COMPLETED DATE	MEASURE	COMMENTS	KPI STATUS
Tourism Development	Events Coordinator	30-Jun-2018		1. Support provided to two festivals and/or events	Discussions held with organisers from two festivals and two major events. Two festivals being the Broken Heel Festival and the Perfect Light Film Festival and two events yet to be announced. Other events supported included St Pat's Races	

DP ACTION: 2.2.1.26 Develop a Broken Hill Conference and Events Strategy to better coordinate, manage and promote Broken Hill as a Meetings, Incentives, Conventions and Exhibition (MICE) location

FUNCTION	POSITION	17/18	18/19	19/20	20/21
Economic Development	Events Coordinator	Yes	No	No	No

DP Performance Indicator(s)	Comment	KPI Status
1. Strategy is developed by 30 December 2017	Broken Hill Conference and Events Strategy under development.	

OP ACTION: E41 Host industry familiarisations to the region for MICE (Meetings, Incentives, Conferences, Events)

FUNCTION	POSITION	TARGET DATE	COMPLETED DATE	MEASURE	COMMENTS	KPI STATUS
Economic Development	Events Coordinator	30-Jun-2018		1. Four familiarisations hosted per annum	Four site visits conducted for major events. Familiarisations for SA Rotary Conference, Perfect Light Film Festival; an outdoor movie event, a major music event yet to be announced and a potential rally launch point.	

Completed In Progress Ongoing Deferred Not Commenced Not Achieved

OP ACTION: E42 Maintain MICE and entertainment promotion on website and database

FUNCTION	POSITION	TARGET DATE	COMPLETED DATE	MEASURE	COMMENTS	KPI STATUS
Economic Development	Events Coordinator	30-Jun-2018		1. 5% increase in website hits and enquiry levels	Enquiry levels are incomplete with the remaining Civic Centre closure.	

OP ACTION: E43 Secure MICE and entertainment activity

FUNCTION	POSITION	TARGET DATE	COMPLETED DATE	MEASURE	COMMENTS	KPI STATUS
Economic Development	Events Coordinator	30-Jun-2018		1. 15% increase in conference and entertainment activity	Not Achieved due to Civic Centre ongoing closure due to refurbishment for the reporting period.	

OP ACTION: E44 Promote Broken Hill as a centre for conferences and entertainment in Regional Australia

FUNCTION	POSITION	TARGET DATE	COMPLETED DATE	MEASURE	COMMENTS	KPI STATUS
Economic Development	Events Coordinator	30-Jun-2018		1. Twelve approaches annually to MICE organisers	Civic Centre closed for refurbishment throughout reporting period.	

DP ACTION: 2.2.1.27 Implement actions from the Broken Hill Conference and Events Strategy

FUNCTION	POSITION	17/18	18/19	19/20	20/21
Tourism Development	Events Coordinator	No	Yes	Yes	Yes

DP Performance Indicator(s)	Comment	KPI Status
1. Number of actions implemented	Scheduled for 2018/2019.	

Completed In Progress Ongoing Deferred Not Commenced Not Achieved

DP ACTION: 2.2.1.28 Develop themed day-trip and extended stay itineraries suitable for tourists, media, dignitaries and conference delegates

FUNCTION	POSITION	17/18	18/19	19/20	20/21
Tourism Development	Events Coordinator	No	Yes	No	No

DP Performance Indicator(s)	Comment	KPI Status
1. Itineraries developed	Scheduled for 2018/2019	

Completed In Progress Ongoing Deferred Not Commenced Not Achieved

OBJECTIVE: 2.3 A supported and skilled workforce provides strength and opportunity

STRATEGY: 2.3.1 Gain a greater understanding about skills gaps in Broken Hill that are important to both social inclusion as well as industry needs

DP ACTION: 2.3.1.01 Complete a skills audit for the City

FUNCTION	POSITION	17/18	18/19	19/20	20/21
Economic Development	Executive Support Officer	Yes	Yes	No	No

DP Performance Indicator(s)	Comment	KPI Status
1. Advocate for funding	Funding for Skills audit not investigated. To be further investigated 2018/2019	
2. Provide input in to the Broken Hill skills audit	Skills audit not carried out. To be further investigated 2018/2018	

OP ACTION: E45 Advocate for funding to enable the completion of a skills audit for the City

FUNCTION	POSITION	TARGET DATE	COMPLETED DATE	MEASURE	COMMENTS	KPI STATUS
Economic Development	Executive Support Officer	30-Jun-2018		1. Funding achieved	Funding for Skills audit not investigated. To be further investigated 2018/2019.	

OP ACTION: E46 Provide relevant information towards the skills audit process where required

FUNCTION	POSITION	TARGET DATE	COMPLETED DATE	MEASURE	COMMENTS	KPI STATUS
Economic Development	Executive Support Officer	30-Jun-2018		1. All functional areas of Council are mapped	Council wide service reviews in progress during 2017/2018 to ensure all functional areas of Council are mapped.	

Completed In Progress Ongoing Deferred Not Commenced Not Achieved

STRATEGY: 2.3.2 Identify and develop partnership opportunities with education and training service providers to increase participation
DP ACTION: 2.3.1.02 Participate on committees and working parties associated with education and training

FUNCTION	POSITION	17/18	18/19	19/20	20/21
Economic Development	Economic Development and Culture Officer	Yes	Yes	Yes	Yes

DP Performance Indicator(s)	Comment	KPI Status
1. Active participation	Participation on committees and working parties as and when required.	

OP ACTION: E47 Participation on committees and working parties associated with education and training

FUNCTION	POSITION	TARGET DATE	COMPLETED DATE	MEASURE	COMMENTS	KPI STATUS
Economic Development	Economic Development and Culture Officer	30-Jun-2018		1. Number of times participated	Participation on committees and working parties as and when required.	

DP ACTION: 2.3.1.03 Develop and maintain partnerships with Universities that provide value to our local community

FUNCTION	POSITION	17/18	18/19	19/20	20/21
Economic Development	Economic Development and Culture Officer	Yes	Yes	Yes	Yes

DP Performance Indicator(s)	Comment	KPI Status
1. Actively maintain and develop partnerships	The Gallery and Museum maintain relationships with UNSW Fowler's Gap programs. The Gallery maintains a relationship with University of Sydney through the hospital	

OP ACTION: E48 Develop partnerships with universities that provide value to our local community

FUNCTION	POSITION	TARGET DATE	COMPLETED DATE	MEASURE	COMMENTS	KPI STATUS
Economic Development	Economic Development and Culture Officer	30-Jun-2018		1. Number of partnerships developed	Two relationships developed; Museum - Relationship with UNSW Fowler's Gap education programs; Gallery - Relationship with UNSW Fowler's Gap artist residency.	

Completed In Progress Ongoing Deferred Not Commenced Not Achieved

DP ACTION: 2.3.1.04 Where invited, participate in initiatives to encourage an increase in completed tertiary education in our City

FUNCTION	POSITION	17/18	18/19	19/20	20/21
Economic Development	Economic Development and Culture Officer	Yes	Yes	Yes	Yes

DP Performance Indicator(s)	Comment	KPI Status
1. Active participation	Council will participate in initiatives to encourage an increase in completed tertiary education as and when required.	

OP ACTION: E49 Where invited, participate in initiatives to encourage an increase in completed tertiary education in our City

FUNCTION	POSITION	TARGET DATE	COMPLETED DATE	MEASURE	COMMENTS	KPI STATUS
Economic Development	Economic Development and Culture Officer	30-Jun-2018		1. Number of invitations received	Council will participate in initiatives to encourage an increase in completed tertiary education as and when required.	

STRATEGY: 2.3.3 Target skills development amongst Indigenous and non-Indigenous disadvantaged people to increase employment potential and participation

DP ACTION: 2.3.1.05 Support initiatives targeting skills development of indigenous and non-indigenous disadvantaged to increase employment potential and participation

FUNCTION	POSITION	17/18	18/19	19/20	20/21
Economic Development	Economic Development and Culture Officer	Yes	Yes	Yes	Yes

DP Performance Indicator(s)	Comment	KPI Status
1. Number of requests supported	Requests supported as and when required.	

OP ACTION: E50 Provide relevant support for skill development of indigenous and non-indigenous disadvantaged persons, where required

FUNCTION	POSITION	TARGET DATE	COMPLETED DATE	MEASURE	COMMENTS	KPI STATUS
Economic Development	Economic Development and Culture Officer	30-Jun-2018		1. Number of initiatives supported	Initiatives supported as and when required.	

Completed In Progress Ongoing Deferred Not Commenced Not Achieved

STRATEGY: 2.3.4 Consider strategies and opportunities to overcome issues relating to accessing education and training providers and facilities locally

DP ACTION: 2.3.1.06 Advocate for additional support and assistance for distance education students completing tertiary education

FUNCTION	POSITION	17/18	18/19	19/20	20/21
Economic Development	Economic Development and Culture Officer	Yes	Yes	Yes	Yes

DP Performance Indicator(s)	Comment	KPI Status
1. Representations made	Representations made as and when required.	

OP ACTION: E51 Advocate for additional support and assistance for distance education students completing tertiary education

FUNCTION	POSITION	TARGET DATE	COMPLETED DATE	MEASURE	COMMENTS	KPI STATUS
Economic Development	Economic Development and Culture Officer	30-Jun-2018		1. Representations made	Representations made as and when required.	

DP ACTION: 2.3.1.07 Provide publically available equipment and space at Council's Library for student use

FUNCTION	POSITION	17/18	18/19	19/20	20/21
Economic Development	Library Services Coordinator	Yes	Yes	Yes	Yes

DP Performance Indicator(s)	Comment	KPI Status
1. Facilities provided with access to internet and up to date software	Public access computers, Wi-Fi and databases available at Library. New Print management system installed in May 2018 provides the function to print from own devices and remotely.	

OP ACTION: E52 Computers with internet access are provided for student use

FUNCTION	POSITION	TARGET DATE	COMPLETED DATE	MEASURE	COMMENTS	KPI STATUS
Economic Development	Library Services Coordinator	30-Jun-2018		1. Utilisation rates	A total of 3,893 hours of Internet and Wi-Fi were utilised at the Library during July to December 2017. This is a decrease of 4.84% in comparison to previous year.	

Completed In Progress Ongoing Deferred Not Commenced Not Achieved

BROKEN HILL
CITY COUNCIL

OUR ENVIRONMENT

DP Action KPI Status

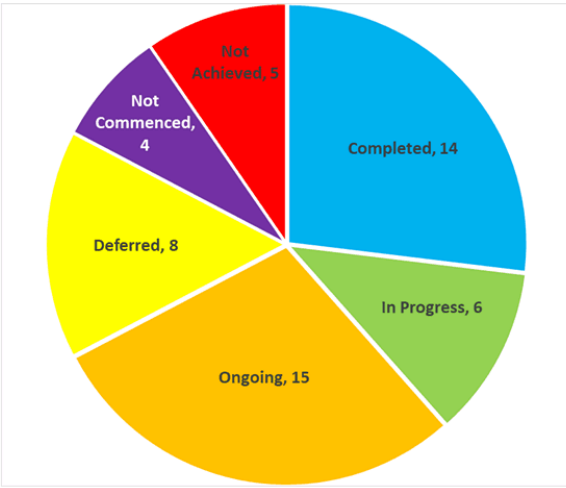

OP Action KPI Status

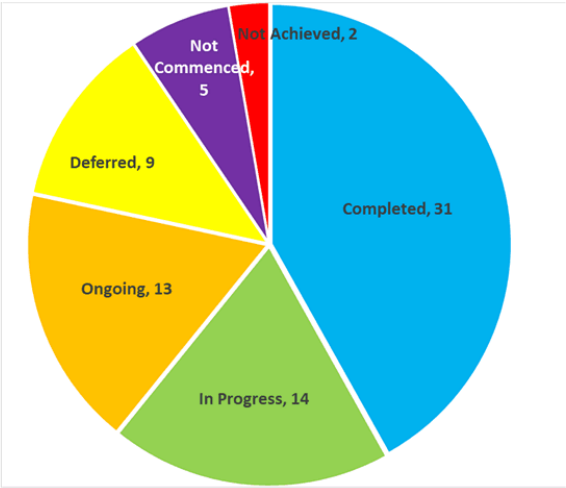

Completed | In Progress | Ongoing | Deferred | Not Commenced | Not Achieved

OBJECTIVE: 3.1 Our environmental footprint is minimised

STRATEGY: 3.1.1 Reduce resource consumption and minimise waste

DP ACTION: 3.1.1.01 Review the Waste Management Strategy

FUNCTION	POSITION	17/18	18/19	19/20	20/21
Waste Management	Sustainability Coordinator	Yes	No	No	No

DP Performance Indicator(s)	Comment	KPI Status
1. Review completed and document adopted by 30 June 2018	Review of Waste Management Strategy to be carried over to 2018/2019.	

OP ACTION: V01 Waste Management Strategy reviewed

FUNCTION	POSITION	TARGET DATE	COMPLETED DATE	MEASURE	COMMENTS	KPI STATUS
Waste Management	Sustainability Coordinator	30-Jun-2018		1. Strategy reviewed by 30 June 2018	Review of Waste Management Strategy to be carried over to 2018/2019.	

OP ACTION: V02 Continue upgrades of the Broken Hill Waste Management Facility to meet Environment Protection Authority (EPA) requirements

FUNCTION	POSITION	TARGET DATE	COMPLETED DATE	MEASURE	COMMENTS	KPI STATUS
Waste Management	Sustainability Coordinator	30-Jun-2018		1. % of required upgrades completed	Transfer Station works commenced and works are in progress due for completion in the 2018/2019 year.	

OP ACTION: V03 Implement pilot projects in the Regional Litter Management Plan

FUNCTION	POSITION	TARGET DATE	COMPLETED DATE	MEASURE	COMMENTS	KPI STATUS
Waste Management	Sustainability Coordinator	30-Jun-2018		1. % of reduction in litter per the plan	Pilot project at Joe Keenan lookout completed during July to December 2017. Infrastructure installed did not reduce targeted waste, with an 88% increase on previous inspection.	

Completed In Progress Ongoing Deferred Not Commenced Not Achieved

DP ACTION: 3.1.1.02 Implement the recommendations of the Waste Management Strategy

FUNCTION	POSITION	17/18	18/19	19/20	20/21
Waste Management	Sustainability Coordinator	No	Yes	Yes	Yes

DP Performance Indicator(s)	Comment	KPI Status
1. Actions are undertaken as indicated in the Operational Plan	Scheduled for 2018/2019.	

DP ACTION: 3.1.1.03 Investigate and implement opportunities to expand recycling services for the City

FUNCTION	POSITION	17/18	18/19	19/20	20/21
Waste Management	Infrastructure Projects Engineer	Yes	Yes	Yes	Yes

DP Performance Indicator(s)	Comment	KPI Status
1. Increased tonnage of recyclables processed from previous year	This was not measured during July to June 2018. However, due to the category 2 storm larger quantities of steel-ferrous and Council's new contract for the collection of e-waste has increased the tonnage of recyclables from the previous year.	
2. Investigate kerb recycling options	Further investigation of kerb recycling should be deferred until the Waste Management Strategy review/re develop is completed scheduled for the 2018-19 year	

OP ACTION: V04 Develop and implement regional scrap metal tender with NetWaste for the Broken Hill Waste Management Facility

FUNCTION	POSITION	TARGET DATE	COMPLETED DATE	MEASURE	COMMENTS	KPI STATUS
Waste Management	Sustainability Coordinator	30-Jun-2018		1. Tenders issued and contracts in place	As a member of the NetWaste, Council entered into Agreement with Sims Metal (27 July 2017) for a period of two years, with mutual agreement of two, 12 month extensions for the collection and recycling of Steel-Ferrous. As part of the Agreement, Council agreed to utilise Sims Metal as their exclusive e-waste recycler under the same terms.	

Completed In Progress Ongoing Deferred Not Commenced Not Achieved

OP ACTION: V05 Upgrades to the Waste Management Facility focus on separation of waste

FUNCTION	POSITION	TARGET DATE	COMPLETED DATE	MEASURE	COMMENTS	KPI STATUS
Waste Management	Sustainability Coordinator	30-Jun-2018		1. Increased tonnage of recycling in accordance with state target	This was not measured during July to June 2018. However, due to the category 2 storm larger quantities of steel-ferrous and Council's new contract for the collection of e-waste has increased the tonnage of recyclables from the previous year.	

OP ACTION: V06 Promote existing local recycling opportunities

FUNCTION	POSITION	TARGET DATE	COMPLETED DATE	MEASURE	COMMENTS	KPI STATUS
Waste Management	Sustainability Coordinator	30-Jun-2018		1. % of waste recycled	This was not measured during July to June 2018. However, due to the category 2 storm larger quantities of steel-ferrous and Council's new contract for the collection of e-waste has increased the tonnage of recyclables from the previous year.	
				2. Two promotional activities undertaken	Through Social media, Council has used the promotional videos to promote the Community Recycling Centre throughout 2017/2018.	

OP ACTION: V07 Economic analysis for the viability of kerbside recycling

FUNCTION	POSITION	TARGET DATE	COMPLETED DATE	MEASURE	COMMENTS	KPI STATUS
Waste Management	Sustainability Coordinator	30-Jun-2018		1. Economic analysis completed by 30 January 2018	Consultant selected however, economic analysis should be delayed until completion of the Waste Management Strategy review/re-development scheduled for the 2018/2019 year	

Completed In Progress Ongoing Deferred Not Commenced Not Achieved

OP ACTION: V08 Develop a business case for the introduction of kerbside recycling; using the results of the economic analysis

FUNCTION	POSITION	TARGET DATE	COMPLETED DATE	MEASURE	COMMENTS	KPI STATUS
Waste Management	Infrastructure Projects Engineer	30-Jun-2018		1. Kerbside Recycling Business Plan developed by 30 June 2018	Kerbside Recycling Business Plan development delayed pending completion of economic analysis. It is envisaged this will not be developed by 30 June 2018. Waste Management Strategy to be developed first prior to development of business plans.	

DP ACTION: 3.1.1.04 Develop and implement an efficient and cost effective organics management process that allows beneficial use of end product

FUNCTION	POSITION	17/18	18/19	19/20	20/21
Waste Management	Sustainability Coordinator	Yes	Yes	Yes	Yes

DP Performance Indicator(s)	Comment	KPI Status
1. Increased tonnage of green waste processed from previous year	This was not measured during July to June 2018.	
2. Processes meet state regulations	Consultant selected however, economic analysis should be delayed until completion of the Waste Management Strategy review/re-development	

OP ACTION: V09 Develop options for use of organics waste processed by Council

FUNCTION	POSITION	TARGET DATE	COMPLETED DATE	MEASURE	COMMENTS	KPI STATUS
Waste Management	Sustainability Coordinator	30-Jun-2018		1. Options developed and meet State Regulation	Delayed until completion of the Waste Management Strategy review/re-development	

Completed In Progress Ongoing Deferred Not Commenced Not Achieved

DP ACTION: 3.1.1.05 Investigate and develop strategies to divert commercial and industrial waste from landfill

FUNCTION	POSITION	17/18	18/19	19/20	20/21
Waste Management	Sustainability Coordinator	No	Yes	Yes	Yes

DP Performance Indicator(s)	Comment	KPI Status
1. Decrease the amount of commercial and industrial waste delivered to landfill from previous year	Scheduled for 2018/2019.	

STRATEGY: 3.1.2 Increase use and innovation of renewable resources and decrease the use of non-renewable resources
DP ACTION: 3.1.1.06 Incorporate NSW Climate Change Policy Framework in Council's business planning and operations

FUNCTION	POSITION	17/18	18/19	19/20	20/21
Environmental Footprint	Sustainability Coordinator	Yes	Yes	Yes	Yes

DP Performance Indicator(s)	Comment	KPI Status
1. NSW Climate Change Policy Framework implemented in project planning	Council is working towards ways to address the NSW Climate Change Policy Framework in project planning.	
2. Reduction in energy consumption across Council assets	Council measures its energy consumption on all Council assets. In 2017/2018 Council's energy consumption decreased.	
3. Adaptation projects for climate change implemented	Council is working towards achieving a 100% renewable energy status for all Council assets and continues to investigate opportunities for funding for these projects to be undertaken.	

OP ACTION: V10 Undertake energy audit for Council's 10 highest energy consuming assets

FUNCTION	POSITION	TARGET DATE	COMPLETED DATE	MEASURE	COMMENTS	KPI STATUS
Environmental Footprint	Sustainability Coordinator	30-Jun-2018		1. Audit completed by 30 June 2018	Energy audit undertaken to 30 June 2018. Both consumption and expenditure have increased from the previous financial year. However, the	

Completed In Progress Ongoing Deferred Not Commenced Not Achieved

					Administration Building, Broken Hill Art Gallery, Charles Rasp Library and the air conditioning at the Airport all had a reduction in energy. Of the top 10 energy users, none identified a reduction in expenditure.	

OP ACTION: V11 Consider funding opportunities under NSW Government Climate Change Framework

FUNCTION	POSITION	TARGET DATE	COMPLETED DATE	MEASURE	COMMENTS	KPI STATUS
Environmental Footprint	Sustainability Coordinator	30-Jun-2018		1. Two modification proposals developed for high energy usage areas identified in audit	Council intends to apply for up to $100,000 in outright funding under the Heritage Green Energy Grants program 2018/2019 to increase energy efficiency on Council buildings with heritage status listed on its LEP and/or the State Heritage Register. Council will continue to investigate opportunities to reduce energy usage on Council assets.	

OP ACTION: V12 Continue to monitor energy to ascertain consumption

FUNCTION	POSITION	TARGET DATE	COMPLETED DATE	MEASURE	COMMENTS	KPI STATUS
Environmental Footprint	Sustainability Coordinator	30-Jun-2018		1. Results from energy consumption monitoring	Council monitors its assets on energy consumption on a quarterly basis (water, electricity and gas) and continues to investigate ways to reduce consumption and cost.	
				2. Planet footprint subscription in place	Subscription in place for three years commencing 2017/2018.	

Completed In Progress Ongoing Deferred Not Commenced Not Achieved

OP ACTION: V13 Develop an Energy Management Strategy

FUNCTION	POSITION	TARGET DATE	COMPLETED DATE	MEASURE	COMMENTS	KPI STATUS
Environmental Footprint	Sustainability Coordinator	30-Jun-2018		1. Energy Strategy developed by 30 June 2018	Council is developing a Sustainability Strategy in 2018/2019 which will include energy management.	

DP ACTION: 3.1.1.07 Investigate and develop strategies to reduce water consumption use across Council's assets

FUNCTION	POSITION	17/18	18/19	19/20	20/21
Environmental Footprint	Infrastructure Projects Engineer	Yes	Yes	Yes	Yes

DP Performance Indicator(s)	Comment	KPI Status
1. Reduction in water usage from previous year	Analysis of water usage across Council facilities in the 2017/2018 year vs usage in the 2016/2017 year shows that Water consumption costs has increased significantly from an expenditure of approx. $500,000 in 2016/2017 to $800,000 for 2017/2018. The increase demonstrates the urgency of investigating and developing water consumption reduction strategies in 2018/2019 to improve sustainability.	

OP ACTION: V14 Undertake an audit of water consumption for Council's 10 highest water consuming assets

FUNCTION	POSITION	TARGET DATE	COMPLETED DATE	MEASURE	COMMENTS	KPI STATUS
Environmental Footprint	Infrastructure Projects Engineer	30-Jun-2018		1. Audit completed by 30 June 2018	Audit of water consumption not undertaken during 2017/2018.	

Completed In Progress Ongoing Deferred Not Commenced Not Achieved

OP ACTION: V15 Continue to monitor consumption of water at Council assets

FUNCTION	POSITION	TARGET DATE	COMPLETED DATE	MEASURE	COMMENTS	KPI STATUS
Environmental Footprint	Infrastructure Projects Engineer	30-Jun-2018		1. Water consumption measured and reported	Water consumption was monitored for 2017/2018 through receiving of quarterly water bills.	

OP ACTION: V16 Consider opportunities for modification of water supply systems to deliver reduced consumption

FUNCTION	POSITION	TARGET DATE	COMPLETED DATE	MEASURE	COMMENTS	KPI STATUS
Environmental Footprint	Infrastructure Projects Engineer	30-Jun-2018		1. One initiative implemented	No water saving initiatives implemented during 2017/2018. Water saving technology will be considered for inclusion as capital projects as part of the Asset Management Planning. Items for consideration include Additional water storage tank within Picton Oval complex, Installation of battery powered irrigation controllers within Civic Centre gardens will reduce evaporation issues within the summer months and maintaining the automated irrigation systems in the Parks and Open Spaces.	

OP ACTION: V17 Source grant opportunities and apply for funding for water savings projects

FUNCTION	POSITION	TARGET DATE	COMPLETED DATE	MEASURE	COMMENTS	KPI STATUS
Environmental Footprint	Infrastructure Projects Engineer	30-Jun-2018		1. Grant applications submitted in accordance with submission requirements for agreed funding program	No grant opportunities available for water saving projects during 2017/2018 year. Council will proactively seek funding for sustainability initiatives.	

Completed In Progress Ongoing Deferred Not Commenced Not Achieved

STRATEGY: 3.1.3 Change consumer behaviour to reduce impacts on the environment without affecting quality of life

DP ACTION: 3.1.1.08 Investigate illegal waste dumping and potential controls to manage

FUNCTION	POSITION	17/18	18/19	19/20	20/21
Public Health	Infrastructure Projects Engineer	No	Yes	Yes	No

DP Performance Indicator(s)	Comment	KPI Status
1. Baseline data and controls in place	Scheduled for 2018/2019.	

DP ACTION: 3.1.1.09 Provide information to our community in relation to their environment

FUNCTION	POSITION	17/18	18/19	19/20	20/21
Public Order	Sustainability Coordinator	Yes	Yes	Yes	Yes

DP Performance Indicator(s)	Comment	KPI Status
1. An annual supplementary State of the City report is developed to assist with the end of term State of Environment report	No data available for 2017/2018. This report is not required.	

OP ACTION: V18 Develop Supplementary State of City report

FUNCTION	POSITION	TARGET DATE	COMPLETED DATE	MEASURE	COMMENTS	KPI STATUS
Public Order	Sustainability Coordinator	30-Jun-2018		1. Report completed	This report is not required.	

DP ACTION: 3.1.1.10 Undertake activities that support a clean environment

FUNCTION	POSITION	17/18	18/19	19/20	20/21
Natural Environment	Sustainability Coordinator	Yes	Yes	Yes	Yes

DP Performance Indicator(s)	Comment	KPI Status
1. Participate in the annual Clean Up Australia Day	Council through its Tidy Towns Committee undertakes a number of litter picking activities throughout the year which includes Clean Up Australia Day.	

Completed In Progress Ongoing Deferred Not Commenced Not Achieved

2. Implement actions from the Remediation Action Plan for Asbestos (Airport Road Site)	Infrastructure has inspected the site and has identified the extent of the asbestos. Currently developing an Asbestos Management Plan which will govern the removal and disposal of asbestos in the Local Government Area. A Scope of Works and an Expression of Interest of the clean-up will be undertake in the 2018/2019 year to determine the cost for future remediation budgets.	
3. Support implementation of Container Deposit Scheme through advertising and media outlets	Council actively encourages the community to take CDS items for refund to the local contractor on the website and through social media.	

OP ACTION: V19 Support activities of the Tidy Towns Volunteer Committee

FUNCTION	POSITION	TARGET DATE	COMPLETED DATE	MEASURE	COMMENTS	KPI STATUS
Natural Environment	Sustainability Coordinator	30-Jun-2018		1. Committee members provided with Work Health and Safety inductions, site risk assessments and PPE equipment	Council has implemented a Risk Assessment for Tidy Towns Activities. The Risk Assessment is regularly reviewed and updated as risks are identified. Council also provides all participants with PPE equipment and ensures signage is placed out on roads when Tidy Towns activities are being undertaken on or near roadways to ensure participant safety.	
				2. Support for activities including Clean Up Australia Day and working bees	PPE, rubbish bags, dumper bins are arranged for the use of Tidy Towns participants. After each Tidy Town activity a BBQ is held to thank the participants for undertaking Tidy Towns activities.	
				3. Support provided for preparation of Tidy	Council supports the Tidy Towns Committee in the preparation of Tidy Town Award submissions. Council	

Completed In Progress Ongoing Deferred Not Commenced Not Achieved

		Towns Awards submissions	currently is assisting the Tidy Towns Committee with two submissions to the KABNSW Tidy Towns and Sustainable Cities Awards Programs in two categories being the Community Spirit and Inclusion Award and Heritage and Culture Award. The submissions are to be lodged in July 2018.	
		4. Entry in annual Tidy Towns Awards submitted	Entries submitted in June 2017. The following awards were received in April 2018: WINNER – Hey Tosser Litter Action Award – Tidy Towns Volunteer Group Broken Hill Highly Commended – Overall Regional Sustainability Award – Broken Hill City Council Highly Commended – Waste Less Recycle More Award – Problem Household Wastes Recycled – Broken Hill City Council Highly Commended – Environmental Individual Award – Wayne Lovis (Landcare, Arboretum etc) Finalist – Cultural Heritage Award – Broken Hill Hospital Museum Annexe and Restoration - Sulphide St Railway and Historical Museum Trust	

Completed In Progress Ongoing Deferred Not Commenced Not Achieved

OP ACTION: V20 Grid survey of Airport Road Asbestos Site to identify all surface and near surface throughout the site

FUNCTION	POSITION	TARGET DATE	COMPLETED DATE	MEASURE	COMMENTS	KPI STATUS
Natural Environment	Infrastructure Projects Engineer	30-Jun-2018		1. Survey completed by 30 June 2018	Grid survey of Airport Road Asbestos site will not be completed prior to 30 June 2018. This will be carried over to 2018/2019	

OP ACTION: V21 Participate in Clean Up Australia Day

FUNCTION	POSITION	TARGET DATE	COMPLETED DATE	MEASURE	COMMENTS	KPI STATUS
Natural Environment	Sustainability Coordinator	30-Jun-2018		1. Participation in event	The Tidy Towns Committee conducted a Clean Up Australia Day activity along the Wentworth Road in March 2018.	
				2. Media promotion of event	This event was promoted through social media and the BDT.	

STRATEGY: 3.1.4 Reuse and recycling of resources is embraced by the community
DP ACTION: 3.1.1.11 Promote reduce, recycle, reuse through waste education program

FUNCTION	POSITION	17/18	18/19	19/20	20/21
Waste Management	Sustainability Coordinator	Yes	Yes	Yes	Yes

DP Performance Indicator(s)	Comment	KPI Status
1. Undertake minimum of two education activities annually	Throughout 2017/18, schools from years 3 to 10 as part of their curriculum education, undertook activities to enable and empower students to make decisions and take actions that contribute to creating a sustainable society and ecosystem. This included programs on waste reduction, recycling and re-use.	

Completed In Progress Ongoing Deferred Not Commenced Not Achieved

OP ACTION: V22 Deliver waste education presentations to local high school students annually

FUNCTION	POSITION	TARGET DATE	COMPLETED DATE	MEASURE	COMMENTS	KPI STATUS
Waste Management	Sustainability Coordinator	30-Jun-2018		1. Minimum of one annual presentations undertaken	This activity is not required. Throughout 2017/18, schools from years 3 to 10 as part of their curriculum, undertook education activities to enable and empower students to make decisions and take actions that contribute to creating a sustainable society and ecosystem. This included programs on waste reduction, recycling and re-use.	

OP ACTION: V23 Carry out tours of the Broken Hill Waste Management Facility including organics processing, second hand shed and general waste management with local high schools

FUNCTION	POSITION	TARGET DATE	COMPLETED DATE	MEASURE	COMMENTS	KPI STATUS
Waste Management	Sustainability Coordinator	30-Jun-2018		1. Minimum of two tours undertaken annually	This activity is not required as throughout 2017/2018, schools from years 3 to 10 as part of their curriculum, undertook education activities to enable and empower students to make decisions and take actions that contribute to creating a sustainable society and ecosystem. This included programs on waste reduction, recycling and re-use.	

Completed In Progress Ongoing Deferred Not Commenced Not Achieved

STRATEGY: 3.1.5 Secure a permanent clean, reliable and sustainable water supply for the area
DP ACTION: 3.1.1.12 Advocate to secure a permanent clean, reliable and sustainable water supply for the City

FUNCTION	POSITION	17/18	18/19	19/20	20/21
Environmental Footprint	Executive Support Officer	Yes	Yes	Yes	Yes

DP Performance Indicator(s)	Comment	KPI Status
1. Attendance at stakeholder meetings	Council was represented at 10 meetings/conference in relation to securing a permanent clean, reliable and sustainable water supply for the City	
2. Advocate when relevant	Council continues to correspond with WaterNSW and its contractor W2BH on the progression of the pipeline and will continue to advocate to WaterNSW and its contractor on matters of public safety and financial impacts imposed on the citizens and City of Broken Hill.	

OP ACTION: V24 Ensure communication received regarding pipeline development for secure water supply

FUNCTION	POSITION	TARGET DATE	COMPLETED DATE	MEASURE	COMMENTS	KPI STATUS
Environmental Footprint	Sustainability Coordinator	30-Jun-2018		1. Updates received	Council regularly meets and corresponds with WaterNSW and its contractor W2BH on the progression of the pipeline. Council has raised matters of concern on community safety, communication to the community, loss of vegetation in the Albert Morris regeneration and loss of trees in road verge/nature strips, road reinstatement requirements, soil management and contamination management. Council will continue to advocate to WaterNSW and its contractor on matters of public	

Completed In Progress Ongoing Deferred Not Commenced Not Achieved

	safety and financial impacts imposed on the citizens and City of Broken Hill.

STRATEGY: 3.1.6 Investigate and plan for the minimisation of environmental impacts associated with mining activity on the City
DP ACTION: 3.1.1.13 Participate in Annual Environmental Management Reviews (AEMRs)

FUNCTION	POSITION	17/18	18/19	19/20	20/21
Sustainability After Mining	Manager Planning, Development & Compliance	Yes	Yes	Yes	Yes

DP Performance Indicator(s)	Comment	KPI Status
1. Attendance at annual meetings	No meetings were scheduled in this reporting period.	

OP ACTION: V25 Participate in AEMR meetings

FUNCTION	POSITION	TARGET DATE	COMPLETED DATE	MEASURE	COMMENTS	KPI STATUS
Sustainability After Mining	Manager Planning, Development & Compliance	30-Jun-2018		Participate in Annual Environmental Management Review (AEMR) Meetings	No AEMR meetings were held during reporting period	

DP ACTION: 3.1.1.14 Participate in stakeholder reference groups in relation to mining operations in the City

FUNCTION	POSITION	17/18	18/19	19/20	20/21
Sustainability After Mining	Infrastructure Projects Engineer	Yes	Yes	Yes	Yes

DP Performance Indicator(s)	Comment	KPI Status
1. Participation in Lead Reference Group	Council participated in all Lead Reference Group meetings held in 2017-18. One was held in March 2018 and the other was held in May 2018.	
2. Participation at End of Mine Life Plans stakeholder group meetings	No End of Mine Life Stakeholder Meeting Groups held during July 2017 to June 2018.	

Completed In Progress Ongoing Deferred Not Commenced Not Achieved

OP ACTION: V26 Facilitate Lead Reference Group and support the Broken Hill Environmental Lead Program (EPA)

FUNCTION	POSITION	TARGET DATE	COMPLETED DATE	MEASURE	COMMENTS	KPI STATUS
Sustainability After Mining	Infrastructure Projects Engineer	30-Jun-2018		1. Active participation	Council participated in all Lead Reference Group meeting held in 2017-18. Meetings were held in March and May 2018.	
				2. Undertake lead remediation projects as required, as per Memorandum of Understanding	Lead remediation projects undertaken during 2017-18 included capping works to contain lead contaminated soil on South Road, fencing off of the BMX track at O'Neil Park, capping work around Lamb Oval and ongoing Street sweeping operations were ongoing during July to December 2017. Lead Remediation Funding for the Patton Park Refurbishment has been committed for the construction of a shelter over the new playground equipment and a hand wash basin at the playground. Pending works include the install of irrigation and plants at University Dams to be completed in 2018-19.	

OP ACTION: V27 Review and provide advice in relation to End of Mine Life Plans including remediation activities for the City

FUNCTION	POSITION	TARGET DATE	COMPLETED DATE	MEASURE	COMMENTS	KPI STATUS
Sustainability After Mining	Infrastructure Projects Engineer	30-Jun-2018		1. Input provided into all Draft End of Mine Life Plans developed	No end of mine life plans received during July 2017 to June 2018.	

Completed In Progress Ongoing Deferred Not Commenced Not Achieved

		2. Active participation in meetings	No end of mine life plan meetings held during July 2017 to June 2018.

STRATEGY: 3.1.7 Secure the water supply in the Menindee Lakes system to provide protection to cultural and ecological interests and social and recreational opportunities for the City's residents and visitors to our region
DP ACTION: 3.1.1.15 Advocate for a sustainable Darling River system that ensures the health and wellbeing of the communities that live along it and enriches the Economic, Social, Environmental and Cultural values that has been part of its long history

FUNCTION	POSITION	17/18	18/19	19/20	20/21
Environmental Footprint	Grants and Projects Coordinator	Yes	Yes	Yes	Yes

DP Performance Indicator(s)	Comment	KPI Status
1. Representations made	Council corresponded 11 times to Government bodies/Ministers on matters relating to Broken Hill's water supply and the Darling River system. Council also forwarded submissions and attended two separate public inquiries on water matters relating to Broken Hill's water supply and the Darling River system.	

OP ACTION: V28 Advocate for a sustainable Darling River system

FUNCTION	POSITION	TARGET DATE	COMPLETED DATE	MEASURE	COMMENTS	KPI STATUS
Environmental Footprint	Grants and Projects Coordinator	30-Jun-2018		1. Representations made	During July 2017 to June 2018, Council corresponded 11 times to Government bodies/Ministers on matters relating to Broken Hill's water supply and the Darling River system. Council also forwarded submissions and attended two separate public inquiries on water matters relating to Broken Hill's water supply and the Darling River system.	

Completed In Progress Ongoing Deferred Not Commenced Not Achieved

OBJECTIVE: 3.2 Natural Flora and Fauna environments are enhanced and protected

STRATEGY: 3.2.1 Protect and enhance regeneration areas for the benefit of the City

DP ACTION: 3.2.1.01 Implement the actions included in the plan of management for The Regeneration Areas

FUNCTION	POSITION	17/18	18/19	19/20	20/21
Natural Environment	Infrastructure Projects Engineer	Yes	Yes	Yes	Yes

DP Performance Indicator(s)	Comment	KPI Status
1. Length of fences repaired/replaced	Northern Earthmovers have been awarded the fence repair works for a two year contract commencing 2017/2018 and ending at the end of 2018/2019. The contract involves inspecting of fences and repairing as required. The contract period for 2017/2018 has been successfully delivered with the Contractor responding to repairs in fence damage. The areas maintained include: 1. South Regeneration areas – 8.9kms of fence; 2. White Rocks reserve and Nine Mile Road – 6kms of fence; 3. Willyama High School and Tibooburra Road areas – 3.6km of fence; and 4. Brown Street and Silverton Road areas – 6.7km of fence.	
2. Number of reports of unauthorised entry	NIL	
3. Hectares of noxious weed control completed	Limited noxious weed control was undertaken in 2017/2018 due to lack of information on location of weeds and limited resources to address the issue. To ensure successful weed management, A Noxious Weed Management Sub-Plan must be developed in connection to the Plan of Management for Regeneration Areas. The Sub-Plan must include current mapping, required resources to achieve objectives and timeframes. Control measures are deferred until the Noxious Weed Management Sub-Plan is developed.	

Completed In Progress Ongoing Deferred Not Commenced Not Achieved

OP ACTION: V29 Provide communications and materials to educate the community about our local flora and fauna to increase awareness and understanding of the natural environment

FUNCTION	POSITION	TARGET DATE	COMPLETED DATE	MEASURE	COMMENTS	KPI STATUS
Natural Environment	Infrastructure Projects Engineer	30-Jun-2018		1. Two education initiatives undertaken	The local schools which arrange excursions to the Living Desert to educate students on local flora and fauna. The Living Desert Rangers lead the tours through the sanctuary to educate the visitors. In the year 0f 2017/2018 the Railway Town Public School arranged a guided tour of the Living Desert. Council also responded to increase animal activity within the city limits especially with kangaroos and emus, media releases have been actioned to advise motorists and pedestrians to take care in traversing in areas with animals.	

STRATEGY: 3.2.2 Increase awareness and understanding of the natural environment
DP ACTION: 3.2.1.02 Participate in school education programs and tours of environmental facilities

FUNCTION	POSITION	17/18	18/19	19/20	20/21
Natural Environment	Infrastructure Projects Engineer	Yes	Yes	Yes	Yes

DP Performance Indicator(s)	Comment	KPI Status
1. At least three school education visits undertaken annually	Schools that arrange excursions for their students are provided with a guided tour of the Living Desert by a Ranger. Railway Town Public School was provided a guided tour of the facility in 2017/2018. It is of note that the number of school educations programs and tours is dependent of the schools' request for the service therefore the numbers may fluctuate annually depending on demand.	

Completed In Progress Ongoing Deferred Not Commenced Not Achieved

OP ACTION: V30 Facilitate an educational tour of The Living Desert for school students

FUNCTION	POSITION	TARGET DATE	COMPLETED DATE	MEASURE	COMMENTS	KPI STATUS
Natural Environment	Infrastructure Projects Engineer	30-Jun-2018		1. Three education tours undertaken annually	Schools that arrange excursions for their students are provided with a guided tour of the Living Desert by a Ranger. Railway Town Public School was provided a guided tour of the facility in 2017/2018. It is of note that the number of school educations programs and tours is dependent of the schools' request for the service therefore the numbers may fluctuate annually depending on demand.	

STRATEGY: 3.2.3 Increase involvement in actively protecting the natural environment
DP ACTION: 3.2.1.03 Implement the actions included in The Living Desert Plan of Management

FUNCTION	POSITION	17/18	18/19	19/20	20/21
Natural Environment	Infrastructure Projects Engineer	Yes	Yes	Yes	Yes

DP Performance Indicator(s)	Comment	KPI Status
1. Number of Visitors	17,928 visitors during July 2017 to June 2018.	
2. Number of events held on site	107 attended special events at the Living Desert during July 2017 to June 2018.	
3. Number of working bees completed	8 working bees completed during 2017/2018.	
4. Volunteer hours implemented on site	12 volunteers at each working bee. At least 2 hours for each working bee throughout 2017-18	
5. Sculptures and facilities maintained	Sculptures and facilities were maintained during 2017/2018	

Completed In Progress Ongoing Deferred Not Commenced Not Achieved

OP ACTION: V31 Protect the native flora and fauna of the Living Desert

FUNCTION	POSITION	TARGET DATE	COMPLETED DATE	MEASURE	COMMENTS	KPI STATUS
Natural Environment	Infrastructure Projects Engineer	30-Jun-2018		1. Pest Management Program in place (weeds/goats/cats)	Pest Management Program undertaken during 2017/2018. The electric fence around the animal sanctuary is inspected and maintained annually, the Rangers patrol within the living desert identifying and controlling pests may it be animals or weeds	

OP ACTION: V32 Maintain and enhance Living Desert facilities for improved visitor experience

FUNCTION	POSITION	TARGET DATE	COMPLETED DATE	MEASURE	COMMENTS	KPI STATUS
Natural Environment	Infrastructure Projects Engineer	30-Jun-2018		1. One upgrade to the Living Desert	Primitive Camp Ground opened at the Living Desert in November 2017. Council has also sealed footpaths at the living desert to improve accessibility during 2017/2018	

DP ACTION: 3.2.1.04 Implement the actions included in the Animal Management Plan Flora and Fauna Sanctuary in the Living Desert

FUNCTION	POSITION	17/18	18/19	19/20	20/21
Natural Environment	Infrastructure Projects Engineer	Yes	Yes	Yes	Yes

DP Performance Indicator(s)	Comment	KPI Status
1. Six monthly fauna surveys completed	Six monthly fauna survey completed.	
2. One vegetation survey completed annually	Vegetation survey not completed during 2017/2018 due to council not having an environmental specialist.	

Completed In Progress Ongoing Deferred Not Commenced Not Achieved

OP ACTION: V33 Vegetation surveys as per Animal Management Plan

FUNCTION	POSITION	TARGET DATE	COMPLETED DATE	MEASURE	COMMENTS	KPI STATUS
Natural Environment	Infrastructure Projects Engineer	30-Jun-2018		1. Survey completed annually	Vegetation survey not completed for 2017/2018 as Council does not have an environmental specialist to undertake the inspection.	

OP ACTION: V34 Fencing of the Regeneration Areas repaired and replaced as per capital works programs

FUNCTION	POSITION	TARGET DATE	COMPLETED DATE	MEASURE	COMMENTS	KPI STATUS
Natural Environment	Infrastructure Projects Engineer	30-Jun-2018		1. Kilometres of fencing completed	Northern Earthmovers have been awarded the fence repair works for a two year contract commencing 2017/2018 and ending at the end of 2018/2019. The contract involves inspecting of fences and repairing as required. The contract period for 2017/2018 has been successfully delivered with the Contractor responding to repairs in fence damage. The areas maintained include: 1. South Regeneration areas – 8.9kms of fence; 2. White Rocks reserve and Nine Mile Road – 6kms of fence; 3. Willyama High School and Tibooburra Road areas – 3.6km of fence; and 4. Brown Street and Silverton Road areas – 6.7km of fence.	

Completed In Progress Ongoing Deferred Not Commenced Not Achieved

OP ACTION: V35 Conduct Fauna (Kangaroo) Surveys as per Animal Management Plan

FUNCTION	POSITION	TARGET DATE	COMPLETED DATE	MEASURE	COMMENTS	KPI STATUS
Natural Environment	Infrastructure Projects Engineer	30-Jun-2018		1. Surveys completed six monthly	Fauna Survey completed for 2017/2018	

DP ACTION: 3.2.1.05 Implement the actions included in the plan of management for The Willyama Common

FUNCTION	POSITION	17/18	18/19	19/20	20/21
Natural Environment	Infrastructure Projects Engineer	Yes	Yes	Yes	Yes

DP Performance Indicator(s)	Comment	KPI Status
1. Number of leasing/licencing enquiries received	One lease enquiry received.	
2. Length of fences repaired/replaced	Northern Earthmovers have been awarded the fence repair works for a two year contract commencing 2017/2018 and ending at the end of 2018/2019. The contract involves inspecting of fences and repairing as required. The contract period for 2017/2018 has been successfully delivered with the Contractor responding to repairs in fence damage. The areas maintained include: 1. South Regeneration areas – 8.9kms of fence; 2. White Rocks reserve and Nine Mile Road – 6kms of fence; 3. Willyama High School and Tibooburra Road areas – 3.6km of fence; and 4. Brown Street and Silverton Road areas – 6.7km of fence.	
3. Hectares of noxious weed control completed	Limited noxious weed control was undertaken in 2017/2018 due to lack of information on location of weeds and limited resources to address the issue. To ensure successful weed management, A Noxious Weed Management Sub-Plan must be developed in connection to the Plan of Management for Regeneration Areas. The Sub-Plan must include current mapping, required resources to achieve objectives and timeframes. Control measures are deferred until the Noxious Weed Management Sub-Plan is developed.	

Completed In Progress Ongoing Deferred Not Commenced Not Achieved

OP ACTION: V36 Implement actions from the Willyama Common Plan of Management

FUNCTION	POSITION	TARGET DATE	COMPLETED DATE	MEASURE	COMMENTS	KPI STATUS
Natural Environment	Infrastructure Projects Engineer	30-Jun-2018		1. Kilometres of fencing maintained/repaired	Northern Earthmovers have been awarded the fence repair works for a two year contract commencing 2017-18 and ending at the end of 2018-19. The contract involves inspecting of fences and repairing as required. The contract period for 2017-18 has been successfully delivered with the Contractor responding to repairs in fence damage. The areas maintained include: 1. South Regeneration areas – 8.9kms of fence; 2. White Rocks reserve and Nine Mile Road – 6kms of fence; 3. Willyama High School and Tibooburra Road areas – 3.6km of fence; and 4. Brown Street and Silverton Road areas – 6.7km of fence.	
				2. One major weed program	No major weed programs carried out during June 2017/2018 due to outdated mapping of weed locations. In 2018/2019, updated weed mapping is proposed to be developed as well as works programs to control/eradicate noxious weeds on the Common.	

Completed In Progress Ongoing Deferred Not Commenced Not Achieved

DP ACTION: 3.2.1.06 Support and encourage volunteers and environmental groups to actively protect and enhance the natural environment at the Living Desert Reserve, the Regeneration Areas, the Willyama Common and Riddiford Arboretum

FUNCTION	POSITION	17/18	18/19	19/20	20/21
Natural Environment	Infrastructure Projects Engineer	Yes	Yes	Yes	Yes

DP Performance Indicator(s)	Comment	KPI Status
1. Volunteer base retained and enhanced	Active volunteer base retained during 2017/2018. The Friends of the Flora and Fauna of the Barrier Ranges 355 Committee has 25 Active Members.	
2. Number of working bees completed	8 completed working bees carried out during 2017/2018 at the Living Desert	
3. Environmental group activities recorded	No data available regarding environmental group activities conducted during July 2017 to June 2018.	

OP ACTION: V37 Undertake an annual assessment of identified noxious weeds and implement control measures for all Council owned lands and trustee land, including but not limited to Living Desert, Regeneration Areas, Willyama Common and Riddiford Arboretum

FUNCTION	POSITION	TARGET DATE	COMPLETED DATE	MEASURE	COMMENTS	KPI STATUS
Natural Environment	Infrastructure Projects Engineer	30-Jun-2018		1. Area of land managed for noxious weeds per map (hectares)	No data available regarding area of land managed for noxious weeds. Council manages its LGA as well as 11,000Ha of regeneration land and Common.	
				2. Noxious weed requirements fulfilled under Noxious Weeds Program	Noxious weed requirements fulfilled. Council has undertaken weed management tasks in its capacity include inspections, containment and eradication of weeds. Council will continue to seek to improve its weed management practices by developing a Noxious Weeds Management Sub-Plan to ensure a structured weed maintenance program is implemented.	

Completed In Progress Ongoing Deferred Not Commenced Not Achieved

OP ACTION: V38 Encourage volunteers to assist with environmental activities

FUNCTION	POSITION	TARGET DATE	COMPLETED DATE	MEASURE	COMMENTS	KPI STATUS
Natural Environment	Infrastructure Projects Engineer	30-Jun-2018		1. Increase in volunteers undertaking environmental activities from previous year	The Friends of the Flora and Fauna of the Barrier Ranges 355 Committee had 25 registered members in June 2018 compared to 23 in June 2017 noting a growth.	
				2. Number of environmental activities completed with volunteers	8 activities completed during 2017/2018 at the Living Desert	
				3. Number of activities/events completed	8 activities including woodchips on paths, weeding, installing drippers and tree pruning carried out during 2017/2018.	

DP ACTION: 3.2.1.07 Manage and operate the Living Desert Primitive Camping Ground

FUNCTION	POSITION	17/18	18/19	19/20	20/21
Natural Environment	Infrastructure Projects Engineer	Yes	Yes	Yes	Yes

DP Performance Indicator(s)	Comment	KPI Status
1. Number of visitors utilising the facility	There has been a total of 351 bookings for the Primitive Camp Grounds during 2017/2018	

OP ACTION: V39 Monitor use and bookings of Primitive Camp Ground

FUNCTION	POSITION	TARGET DATE	COMPLETED DATE	MEASURE	COMMENTS	KPI STATUS
Natural Environment	Infrastructure Projects Engineer	30-Jun-2018		1. Number of individual bookings	25 bookings for 44 people (22 bookings for van sites, 3 for tent sites)	

Completed In Progress Ongoing Deferred Not Commenced Not Achieved

		13 bookings for 24 people (7 bookings for van sites, 6 for tent sites)	
	2. Number of group bookings	25 bookings for 44 people (22 bookings for van sites, 3 for tent sites) 13 bookings for 24 people (7 bookings for van sites, 6 for tent sites)	

STRATEGY: 3.2.4 Manage the impact of pests and weeds on Broken Hill's natural environment
DP ACTION: 3.2.1.08 Undertake an annual assessment of identified noxious weeds and pests and implement control measures to ensure that they are controlled in an appropriate manner

FUNCTION	POSITION	17/18	18/19	19/20	20/21
Natural Environment	Infrastructure Projects Engineer	Yes	Yes	Yes	Yes

DP Performance Indicator(s)	Comment	KPI Status
1. Annual assessment undertaken	Annual assessment is deferred until resources obtained for an environmental assessment who can prepare a Noxious Weeds Management Plan. Unable to complete task due to unavailability of knowledge and skillset	
2. Noxious weeds program implemented	Noxious weed program completed for 2017/2018 with Council undertaking weed maintenance according to its current resources however an environmental specialist is required to prepare a weed control program.	

OP ACTION: V40 Mapping of noxious weeds completed for LGA

FUNCTION	POSITION	TARGET DATE	COMPLETED DATE	MEASURE	COMMENTS	KPI STATUS
Natural Environment	Infrastructure Projects Engineer	30-Jun-2018		1. Map developed by 30 June 2018	Mapping of noxious weeds is deferred until funding can be acquired to engage an environmental specialist to identify the concentration of noxious weeds.	

Completed In Progress Ongoing Deferred Not Commenced Not Achieved

OBJECTIVE: 3.3 Proactive, innovative and responsible planning supports the community, the environment and beautification of the city

STRATEGY: 3.3.1 Encourage environmentally sustainable building and subdivision design

DP ACTION: 3.3.1.01 Review the Local Environmental Plan

FUNCTION	POSITION	17/18	18/19	19/20	20/21
Built Environment	Manager Planning, Development & Compliance	Yes	No	No	No

DP Performance Indicator(s)	Comment	KPI Status
1. Review completed by 30 June 2018	No changes proposed for Local Environmental Plan during reporting period.	

OP ACTION: V41 Review heritage items in the Local Environmental Plan

FUNCTION	POSITION	TARGET DATE	COMPLETED DATE	MEASURE	COMMENTS	KPI STATUS
Built Environment	Manager Planning, Development & Compliance	30-Jun-2018		1. Review undertaken	Review of heritage items in Local Environmental Plan not undertaken during July 2017 to June 2018. To be completed prior to late 2019	

DP ACTION: 3.3.1.02 Review Council's Local Orders Policy

FUNCTION	POSITION	17/18	18/19	19/20	20/21
Built Environment	Manager Planning, Development & Compliance	Yes	Yes	Yes	Yes

DP Performance Indicator(s)	Comment	KPI Status
1. Policy reviewed annually	Local Orders Policy under review with 90% completed by 30 June 2018	

OP ACTION: V42 Local Orders Policy reviewed and adopted

FUNCTION	POSITION	TARGET DATE	COMPLETED DATE	MEASURE	COMMENTS	KPI STATUS
Built Environment	Manager Planning, Development & Compliance	30-Jun-2018		1. Policy reviewed by 31 March 2018	Policy review 90% completed at 30 June 2018.	
				2. Policy adopted by 30 June 2018	To be adopted by Council in late 2018.	

Completed In Progress Ongoing Deferred Not Commenced Not Achieved

DP ACTION: 3.3.1.03 Ensure compliance activities promote public safety and environmental control

FUNCTION	POSITION	17/18	18/19	19/20	20/21
Built Environment	Manager Planning, Development & Compliance	Yes	Yes	Yes	Yes

DP Performance Indicator(s)	Comment	KPI Status
1. Development control activities undertaken in accordance with legislation	Compliance activities are carried out as resources permit	
2. Policies reviewed	Ongoing	

OP ACTION: V43 Compliance and Enforcement Policy reviewed

FUNCTION	POSITION	TARGET DATE	COMPLETED DATE	MEASURE	COMMENTS	KPI STATUS
Built Environment	Manager Planning, Development & Compliance	30-Jun-2018		1. Policy reviewed by 30 June 2018	Review of Enforcement Policy completed by 31 December 2017.	

OP ACTION: V44 Sewerage Management Policy reviewed

FUNCTION	POSITION	TARGET DATE	COMPLETED DATE	MEASURE	COMMENTS	KPI STATUS
Built Environment	Manager Planning, Development & Compliance	30-Jun-2018		1. Policy reviewed by 30 June 2018	Policy review in progress to be completed in 2018/2019.	

OP ACTION: V45 Process development applications in accordance with legislation

FUNCTION	POSITION	TARGET DATE	COMPLETED DATE	MEASURE	COMMENTS	KPI STATUS
Built Environment	Manager Planning, Development & Compliance	30-Jun-2018		1. % of development applications processed within legislated timeframes	98% of development applications processed within legislated timeframes during reporting period.	

Completed In Progress Ongoing Deferred Not Commenced Not Achieved

		2. Number of Land and Environment Court listings	No Land and Environment court listings during July 2017 to June 2018.

STRATEGY: 3.3.2 Preserve the heritage and streetscapes of Australia's First Heritage Listed City
DP ACTION: 3.3.1.04 Review the Heritage Strategy

FUNCTION	POSITION	17/18	18/19	19/20	20/21
Built Environment	Manager Planning, Development & Compliance	No	No	Yes	No

DP Performance Indicator(s)	Comment	KPI Status
1. Heritage Strategy reviewed by 30 June 2020	Scheduled for 2019/2020	

DP ACTION: 3.3.1.05 Implement the recommendations of the Heritage Strategy to preserve and enhance the heritage of the City

FUNCTION	POSITION	17/18	18/19	19/20	20/21
Built Environment	Manager Planning, Development & Compliance	Yes	Yes	Yes	Yes

DP Performance Indicator(s)	Comment	KPI Status
1. 80% of recommendations implemented each year, where funding is available	Recommendations implemented during the reporting period included: Establishment and ongoing operation of Heritage Committee; List and protect heritage items; appoint a Heritage Adviser; Manage heritage in a positive manner; continue local heritage incentives fund; Main street program (continue verandah revival program); present educational and promotional programs; Council to lead by example by properly managing places owned or operated by Council.	

OP ACTION: V46 Appoint a Heritage Advisor to assist Council, community and owners of heritage items

FUNCTION	POSITION	TARGET DATE	COMPLETED DATE	MEASURE	COMMENTS	KPI STATUS
Built Environment	Manager Planning, Development & Compliance	30-Jun-2018		1. Heritage Advisor appointed in accordance with Council's procurement policy	Heritage Advisor Paul Davies was appointed in July 2017.	

Completed In Progress Ongoing Deferred Not Commenced Not Achieved

OP ACTION: V47 Provide Local Heritage Incentives Fund for small grants to encourage local heritage projects and stone and masonry conservation projects

FUNCTION	POSITION	TARGET DATE	COMPLETED DATE	MEASURE	COMMENTS	KPI STATUS
Built Environment	Manager Planning, Development & Compliance	30-Jun-2018		1. Number of heritage restoration projects undertaken	Five approvals were provided for heritage projects during December 2017 to June 2018.	
				2. Total amount of funding granted	8150	

OP ACTION: V48 Present educational and promotional heritage programs

FUNCTION	POSITION	TARGET DATE	COMPLETED DATE	MEASURE	COMMENTS	KPI STATUS
Built Environment	Manager Planning, Development & Compliance	30-Jun-2018		1. Update existing publications/brochures	Update of heritage grant funding application and information form completed.	
				2. Hold annual heritage awards	Annual Heritage awards to be deferred until 2019. Currently considering new themes and format for future award ceremonies. To form part of Heritage festival.	

OP ACTION: V49 Provide a Verandah Restoration Program

FUNCTION	POSITION	TARGET DATE	COMPLETED DATE	MEASURE	COMMENTS	KPI STATUS
Built Environment	Manager Planning, Development & Compliance	30-Jun-2018		1. Number of Verandah Restoration programs undertaken	One verandah restoration application received during December 2017 to June 2018. Awaiting builders quote from owner to proceed with funding.	
				2. Total amount of loans granted	NIL pending approval	

Completed In Progress Ongoing Deferred Not Commenced Not Achieved

OP ACTION: V50 Promote sustainable development as a tool for heritage conservation

FUNCTION	POSITION	TARGET DATE	COMPLETED DATE	MEASURE	COMMENTS	KPI STATUS
	Manager Planning, Development & Compliance			1. Number of media releases	Extensive media coverage surrounding Heritage Festival in April 2018.	
				2. Symposium investigated	Symposium investigation was carried out during period of December 2017-June 2018. Considered not necessary nor appropriate to hold separate from the successful Heritage Festival.	
				3. Publications reviewed	Funding application and information form updated. Consideration, in consultation with Heritage Adviser, to be given (during late 2018) as to type of new information brochures which may be appropriate to develop.	

STRATEGY: 3.3.3 Reuse and repurposing of the existing built environment is managed in a sustainable manner
DP ACTION: 3.3.1.06 Implement actions from Asset Management Plan Buildings

FUNCTION	POSITION	17/18	18/19	19/20	20/21
Built Environment	Infrastructure Projects Engineer	Yes	Yes	Yes	Yes

DP Performance Indicator(s)	Comment	KPI Status
1. Number of actions implemented	Projects from the Draft Asset Management Plan for buildings have been completed during 2017-18 include: Memorial Oval Judges Box Reconstruction, Memorial Oval Renovation of Canteen Facilities, Redesign of the Art Gallery Humidifier System, Regional Aquatic Centre Renovation of Party Area, Regional Aquatic Centre Shade Sails, Warnock Street Lunch Room Air-conditioner, and procurement of Council Administration Building Lift Replacement	

Completed In Progress Ongoing Deferred Not Commenced Not Achieved

OP ACTION: V51 Ensure significant heritage asset maintenance in accordance with Asset Management Plan Buildings

FUNCTION	POSITION	TARGET DATE	COMPLETED DATE	MEASURE	COMMENTS	KPI STATUS
Built Environment	Asset Planner (Buildings)	30-Jun-2018		1. Number of significant heritage assets maintained	Total number of significant heritage assets maintained during July 2017 to June 2018 = 8 - Ghan Town Mosque, Art Gallery, Burke Ward Hall, Albert Kirsten MMM, Charles Rasp Memorial Library, Town Hall Facade, Alma Institute and Kintore head frame.	

OP ACTION: V52 Provide sustainable management of assets in accordance with Asset Management Plan Buildings

FUNCTION	POSITION	TARGET DATE	COMPLETED DATE	MEASURE	COMMENTS	KPI STATUS
Built Environment	Asset Planner (Buildings)	30-Jun-2018		1. Number of repurpose/reuse assets determined	Council is yet to develop a final list of buildings identifying reuse, repurpose, sell or demolish. The decisions are governed by community levels of service, fit for purpose and community requirements. Council has recently resolved to construct a new cultural precinct behind the Town Hall Facade. The implications to existing Council facilities is yet to be determined.	

OP ACTION: V53 Undertake research for funding and promote adaptive reuse as a tool for heritage conversation in the repurposing and/or modification of Council assets

FUNCTION	POSITION	TARGET DATE	COMPLETED DATE	MEASURE	COMMENTS	KPI STATUS
Built Environment	Infrastructure Projects Engineer	30-Jun-2018		1. Funding research undertaken	Funding research undertaken during 2017-18 includes the following: Accepted into second stage of Regions for the Broken Hill Australia's Heritage City	

Completed In Progress Ongoing Deferred Not Commenced Not Achieved

					Perfectly Highlighted Project, Draft project proposal written for lighting and wall projection for Heritage Festival, Library cultural hub working group established, Funding achieved and matched by Council through Building Better Regions for planning and design of CBD cultural precinct.	

DP ACTION: 3.3.1.07 Review Council's Asset Management Plan Stormwater Drainage

FUNCTION	POSITION	17/18	18/19	19/20	20/21
Stormwater Management	Infrastructure Projects Engineer	Yes	No	No	No

DP Performance Indicator(s)	Comment	KPI Status
1. Plan reviewed by 30 June 2018	Review complete. A list of localised flooding cases established for action. This list will be reviewed annually to include any new cases of localised flooding.	

OP ACTION: V54 Review Asset Management Plan Stormwater Drainage

FUNCTION	POSITION	TARGET DATE	COMPLETED DATE	MEASURE	COMMENTS	KPI STATUS
Stormwater Management	Infrastructure Projects Engineer	30-Jun-2018		1. Asset Management Plan adopted by 30 June 2018	Draft Stormwater Drainage Asset Management Plan has been completed and is incorporated into an integrated Asset Management Plan. The Stormwater Drainage Asset Management Plan can only be adopted following the completion of work on the other asset sections which is scheduled for completion in 2018/2019.	

Completed In Progress Ongoing Deferred Not Commenced Not Achieved

DP ACTION: 3.3.1.08 Implement actions from the Asset Management Plan Stormwater Drainage

FUNCTION	POSITION	17/18	18/19	19/20	20/21
Stormwater Management	Infrastructure Projects Engineer	No	Yes	Yes	Yes

DP Performance Indicator(s)	Comment	KPI Status
1. Number of actions implemented	The identified localised flooding cases which have been logged in the Draft Stormwater Asset Management Plan have been progressed, complete or in the process of being actioned. Notable completed undertakings for 2017-18 have been the completion of Stormwater drainage works at 12 Wolfram Street, In the drain behind Wyman Street between Brazil and Zebina Streets, and the maintenance of the Mulga Creek Wetlands.	

Completed In Progress Ongoing Deferred Not Commenced Not Achieved

BROKEN HILL
CITY COUNCIL

OUR LEADERSHIP

DP Action KPI Status

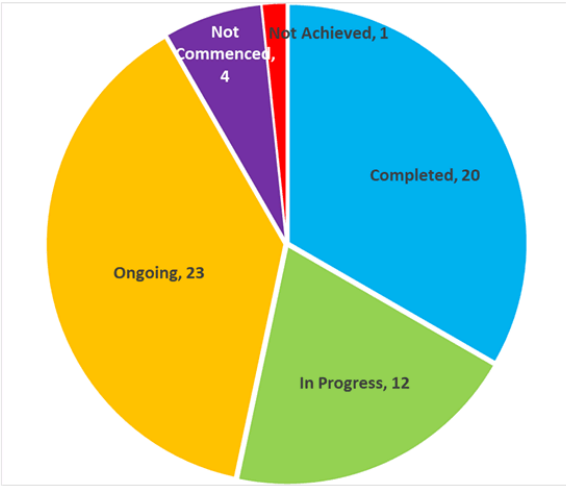

OP Action KPI Status

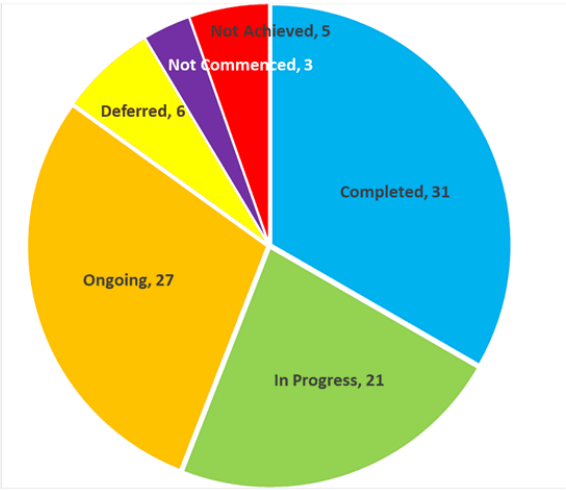

Completed In Progress Ongoing Deferred Not Commenced Not Achieved

OBJECTIVE: 4.1 Openness and transparency in decision making

STRATEGY: 4.1.1 Undertake communication and engagement with the community increases confidence in decision-making

DP ACTION: 4.1.1.01 A public forum is made available at each Council meeting to allow public input prior to a decision being made

FUNCTION	POSITION	17/18	18/19	19/20	20/21
Leadership & Governance	Executive Support Officer	Yes	Yes	Yes	Yes

DP Performance Indicator(s)	Comment	KPI Status
1. Public forum is available at each Council Special and Ordinary meeting	Public Forum session is held at the beginning of each Ordinary meeting of Council. Not a requirement to be held at Special Meetings of Council.	

OP ACTION: L01 A public forum is made available at Council meetings

FUNCTION	POSITION	TARGET DATE	COMPLETED DATE	MEASURE	COMMENTS	KPI STATUS
Leadership & Governance	Executive Support Officer	30-Jun-2018		1. Number of participants at public forum	There were 11 member of the public who raised issues during the Public Forum sessions at Council Ordinary monthly meetings held during 1 July 2017 to 30 June 2018.	
				2. Information is made available to the public in regards to how to participate in public forum	Information is provided on Public Forum sessions at all Ordinary meetings of Council and available on Council's website.	

Completed In Progress Ongoing Deferred Not Commenced Not Achieved

DP ACTION: 4.1.1.02 All public documents including business papers are made available on Council's website

FUNCTION	POSITION	17/18	18/19	19/20	20/21
Corporate Support	Director Corporate	Yes	Yes	Yes	Yes

DP Performance Indicator(s)	Comment	KPI Status
1. 100% compliance with Agency Information Guide	Open Access information continuous review and update on Council's website. Public policy documents also available on Council's website.	

OP ACTION: L02 Public information and documents are made available

FUNCTION	POSITION	TARGET DATE	COMPLETED DATE	MEASURE	COMMENTS	KPI STATUS
Corporate Support	Director Corporate	30-Jun-2018		1. Business papers are uploaded to the website in accordance with the Code of Meeting Practice	Business papers are uploaded to Council's website.	
				2. Agency Information Guide is reviewed annually	Agency Information Guide currently under review.	
				3. All public policies are available online	Public policies are available on Council's website.	

Completed In Progress Ongoing Deferred Not Commenced Not Achieved

STRATEGY: 4.1.2 Social, environmental and economic sustainability is considered when making decisions
DP ACTION: 4.1.1.03 When making decisions, Council considers social, environmental and economic sustainability

FUNCTION	POSITION	17/18	18/19	19/20	20/21
Leadership & Governance	Executive Support Officer	Yes	Yes	Yes	Yes

DP Performance Indicator(s)	Comment	KPI Status
1. Increased community confidence in Council	When matters are reported to Council, the social, environmental and economic implications are considered to fully inform Council.	

OP ACTION: L03 Comprehensive reports are presented to Council

FUNCTION	POSITION	TARGET DATE	COMPLETED DATE	MEASURE	COMMENTS	KPI STATUS
Leadership & Governance	Executive Support Officer	30-Jun-2018		1. Number of reports deferred	There were nine reports deferred during the period 1 July 2017 to 30 June 2018.	

STRATEGY: 4.1.3 Decision-makers provide accountability through planning and reporting frameworks
DP ACTION: 4.1.1.04 All conflicts of interest are declared in accordance with Council's Code of Conduct

FUNCTION	POSITION	17/18	18/19	19/20	20/21
Leadership & Governance	Governance Officer	Yes	Yes	Yes	Yes

DP Performance Indicator(s)	Comment	KPI Status
1. 100% compliance with reporting of Conflicts of Interest	Councillors declare pecuniary conflicts of interest and non-pecuniary conflicts of interest at the commencement of each Council meeting, which relates to matters that will be discussed during each Council meeting. These conflicts were recorded in the minutes.	

Completed In Progress Ongoing Deferred Not Commenced Not Achieved

OP ACTION: L04 Conflict of Interest declarations are completed and Pecuniary Interest returns are submitted

FUNCTION	POSITION	TARGET DATE	COMPLETED DATE	MEASURE	COMMENTS	KPI STATUS
Leadership & Governance	Governance Officer	30-Jun-2018		1. Number of Conflict of Interest submitted	There were 7 Conflicts of Interest declared at Council meetings from 1 July 2017 to 30 June 2018.	
				2. Pecuniary Interest returns submitted by due date	There were 23 completed Disclosures by Councillors and Designated Persons Return and these were reported to September 2017 Council meeting.	

DP ACTION: 4.1.1.05 Code of Conduct

FUNCTION	POSITION	17/18	18/19	19/20	20/21
Leadership & Governance	Director Corporate	Yes	Yes	Yes	Yes

DP Performance Indicator(s)	Comment	KPI Status
1. Nil complaints received under Code of Conduct	One investigation finalised. Two new code of conduct complaints.	

OP ACTION: L05 Code of Conduct complaints are managed efficiently

FUNCTION	POSITION	TARGET DATE	COMPLETED DATE	MEASURE	COMMENTS	KPI STATUS
Leadership & Governance	Governance Officer	30-Jun-2018		1. Number of Code of Conduct complaints finding in breach in conflict of provisions	3 breaches determined	
				2. Number and cost of Code of Conduct complaints	External costs of $36,299.09	

Completed In Progress Ongoing Deferred Not Commenced Not Achieved

DP ACTION: 4.1.1.06 The Council leadership group works well together to serve the community

FUNCTION	POSITION	17/18	18/19	19/20	20/21
Leadership & Governance	Executive Support Officer	Yes	Yes	Yes	Yes

DP Performance Indicator(s)	Comment	KPI Status
1. Workshops and briefings held	There were 48 Workshops and Briefings held during 1 July 2017 to 30 June 2018.	

OP ACTION: L06 Workshops and briefings are provided to Councillors to allow better understanding of issues facing local government and subjects requiring action

FUNCTION	POSITION	TARGET DATE	COMPLETED DATE	MEASURE	COMMENTS	KPI STATUS
Leadership & Governance	Executive Support Officer	30-Jun-2018		1. Number of workshops held each month	There were 48 Workshops and Briefings held during 1 July 2017 to 30 June 2018.	
				2. Attendance at workshops each month	There were 17 Councillor Briefings held during the period 1 January to 30 June 2018 and Councillor attendance is as follows: Mayor Turley - 15 Cr Adams - 16 Cr Browne - 14 Cr Algate - 0 Cr Clark - 15 Cr Gallagher - 7 Cr Kennedy - 6 Cr Licul - 9 Cr Nolan - 5 Cr Page - 8	

Completed In Progress Ongoing Deferred Not Commenced Not Achieved

DP ACTION: 4.1.1.07 Quarterly Budget Reviews are completed quarterly in accordance with guidelines

FUNCTION	POSITION	17/18	18/19	19/20	20/21
Financial Management	Finance Manager	Yes	Yes	Yes	Yes

DP Performance Indicator(s)	Comment	KPI Status
1. 100% compliance with guidelines	100% compliance with guidelines with a satisfactory financial result for the 2017/2018 financial year.	

OP ACTION: L07 Budget Reviews are completed quarterly in accordance with guidelines

FUNCTION	POSITION	TARGET DATE	COMPLETED DATE	MEASURE	COMMENTS	KPI STATUS
Financial Management	Finance Manager	30-Jun-2018	30-May-2018	1. 100% compliance with guidelines	100% compliance with guidelines. Quarterly Budget Review completed for the first, second and third quarters of 2017/2018 and presented to Council at the November, February and May Ordinary Council Meetings respectively. They were completed within the necessary guidelines and presented satisfactory financial results.	

DP ACTION: 4.1.1.08 Long Term Financial Plan is reviewed annually

FUNCTION	POSITION	17/18	18/19	19/20	20/21
Financial Management	Finance Manager	Yes	Yes	Yes	Yes

DP Performance Indicator(s)	Comment	KPI Status
1. Review undertaken	Long Term Financial Plan has been compared for half yearly results and has achieved a satisfactory outcome. This was reported in the Q2 review. Long Term Financial Plan was reviewed between February and May 2018, and updated with the 2018/2019 Operational Plan and adjusted for changes that occurred during 2017/2018. The break-even result is still expected for 2023 and financial sustainability strategies continue to be developed. The	

Completed In Progress Ongoing Deferred Not Commenced Not Achieved

revised Long Term Financial Plan was adopted by Council at the June 2018 meeting.

OP ACTION: L08 Half yearly financial results are compared against the Long Term Financial Plan

FUNCTION	POSITION	TARGET DATE	COMPLETED DATE	MEASURE	COMMENTS	KPI STATUS
Financial Management	Finance Manager	30-Jun-2018	31-Dec-2017	1. Appropriate action taken for material variances	Half Yearly Results have been compared and Council is on track as expected for a year end result in line with 2017/2018 Operational Plan and 2017/2018 Long Term Financial Plan. Council received half of its annual General Purpose Financial Grant upfront for the 2017/2018 year on 30 June 2017, this will skew the total income received and therefore Council's final position for year end 30 June 2018 unfavourably. The amount received on 30 June 2017 for the year 2017/18 was $2,172,499. All additional capital expenditure and material variances have been appropriately recorded in the Quarterly Budget Reviews throughout the year.	

OP ACTION: L09 Annual review of Long Term Financial Plan

FUNCTION	POSITION	TARGET DATE	COMPLETED DATE	MEASURE	COMMENTS	KPI STATUS
Financial Management	Finance Manager	30-Jun-2018	30-Jun-2018	1. Review completed and adopted by Council	Long Term Financial Plan has been compared for half yearly results and has achieved a satisfactory outcome. This was reported in the Q2 review. Long Term Financial Plan was reviewed between February and May 2018, and updated with the 2018/2019 Operational Plan and adjusted for Long Term Financial Plan has been compared for	

Completed In Progress Ongoing Deferred Not Commenced Not Achieved

					half yearly results and has achieved a satisfactory outcome. This was reported in the Q2 review. Long Term Financial Plan was reviewed between February and May 2018, and updated with the 2018/2019 Operational Plan and adjusted for changes that occurred during 2017/2018. The break-even result is still expected for 2023 and financial sustainability strategies continue to be developed. The revised Long Term Financial Plan was adopted by Council at the June 2018 meeting.

DP ACTION: 4.1.1.09 Financial Statements are prepared on an annual basis in accordance with accounting standards and accounting codes

FUNCTION	POSITION	17/18	18/19	19/20	20/21
Financial Management	Finance Manager	Yes	Yes	Yes	Yes

DP Performance Indicator(s)	Comment	KPI Status
1. 100% compliance with accounting standards and codes	Financial Statements received a clean audit opinion and were 100% in accordance with Australian Accounting Standards and codes.	

OP ACTION: L10 Financial Statements are prepared on an annual basis in accordance with accounting standards and accounting codes

FUNCTION	POSITION	TARGET DATE	COMPLETED DATE	MEASURE	COMMENTS	KPI STATUS
Financial Management	Finance Manager	30-Jun-2018	20-Oct-2017	1. Unqualified audit opinion from Auditor General annually	100% achievement.	
				2. Financial statements are submitted to Office of Local	Financial Statements submitted to the Office of Local Government on 20 October 2017.	

Completed In Progress Ongoing Deferred Not Commenced Not Achieved

				Government by 30 September each year		

DP ACTION: 4.1.1.10 Council continually manages risks and identifies any new risks

FUNCTION	POSITION	17/18	18/19	19/20	20/21
Corporate Support	Corporate Risk Officer	Yes	Yes	Yes	Yes

DP Performance Indicator(s)	Comment	KPI Status
1. Provision of Risk Register	Risk register developed 2013, revised 2015/2016. Complete risk register review project underway to improve risk management framework, policy and procedures.	
2. Audit committee reviews strategic risks	Audit committee review risks quarterly.	

OP ACTION: L11 Council complies with risk management principals

FUNCTION	POSITION	TARGET DATE	COMPLETED DATE	MEASURE	COMMENTS	KPI STATUS
Corporate Support	Corporate Risk Officer	30-Jun-2018		1. Fraud and Corruption Control Strategy is reviewed by 30 June 2018	Review of Fraud and Corruption Control Strategy to be carried out in the first half of 2018/2019.	
				2. Risk Management Strategy is reviewed by 30 June 2018	Risk Management Strategy review commenced April 2018. Project plan developed, to be completed by June 2019.	

OP ACTION: L12 Corporate Risk Register is continually updated

FUNCTION	POSITION	TARGET DATE	COMPLETED DATE	MEASURE	COMMENTS	KPI STATUS
Corporate Support	Corporate Risk Officer	30-Jun-2018		1. Register maintained and current	Ongoing reviews operationally and presentation to Audit Risk and Improvement committee quarterly.	

Completed In Progress Ongoing Deferred Not Commenced Not Achieved

OP ACTION: L13 A Risk Profile Improvement Program is developed

FUNCTION	POSITION	TARGET DATE	COMPLETED DATE	MEASURE	COMMENTS	KPI STATUS
Corporate Support	Corporate Risk Officer	30-Jun-2018		1. Developed by 30 June 2018	Risk Profile Improvement Plan under development. To be completed prior to 30 June 2019.	

OP ACTION: L14 A Business Continuity Plan is developed and implemented

FUNCTION	POSITION	TARGET DATE	COMPLETED DATE	MEASURE	COMMENTS	KPI STATUS
Corporate Support	Corporate Risk Officer	30-Jun-2018		1. Plan revised and adopted by 30 June 2018	Business Continuity Plan was tested and reported to Audit Risk and Improvement Committee December 2017.	

DP ACTION: 4.1.1.11 Provide a Project Management Framework, inclusive of standard project methodology

FUNCTION	POSITION	17/18	18/19	19/20	20/21
Corporate Support	Human Resources Manager	Yes	Yes	Yes	Yes

DP Performance Indicator(s)	Comment	KPI Status
1. Project Management Framework is current and relative	Under review. Pending resourcing assessment.	

OP ACTION: L15 Project Management Framework developed and implemented

FUNCTION	POSITION	TARGET DATE	COMPLETED DATE	MEASURE	COMMENTS	KPI STATUS
Corporate Support	Human Resources Manager	30-Jun-2018		1. Project Management Framework developed by 30 June 2018	Planning for review commenced. Pending resourcing review.	
				2. Staff workshops held to provide training on framework	Project Management Framework under review with staff workshops to be held upon completion of review.	

Completed In Progress Ongoing Deferred Not Commenced Not Achieved

DP ACTION: 4.1.1.12 Community Strategic Plan reviewed at each new term of Council term in accordance with the Integrated Planning and Reporting (IP & R) Guidelines

FUNCTION	POSITION	17/18	18/19	19/20	20/21
Corporate Support	Director Corporate	No	No	Yes	Yes

DP Performance Indicator(s)	Comment	KPI Status
1. 100% compliance with IP & R Guidelines	Scheduled for 2019/2020.	

DP ACTION: 4.1.1.13 Six monthly Delivery Program progress reports in accordance with the IP & R Guidelines

FUNCTION	POSITION	17/18	18/19	19/20	20/21
Corporate Support	Director Corporate	Yes	Yes	Yes	Yes

DP Performance Indicator(s)	Comment	KPI Status
1. 100% compliance with IP & R Guidelines	100% compliance. Delivery Program Key Performance Indicator Progress Report for period ending 31 December 2017 adopted by Council 28 March 2018 Minute No. 45779, with Delivery Program Key Performance Indictor Progress Report for period ending 30 June 2018, to be provided to August 2018 Council meeting.	

OP ACTION: L16 Six monthly progress report on the Delivery Plan actions is provided accordance with guidelines

FUNCTION	POSITION	TARGET DATE	COMPLETED DATE	MEASURE	COMMENTS	KPI STATUS
Corporate Support	Director Corporate	30-Jun-2018		1. 100% compliance with guidelines	100% compliance. Delivery Program Key Performance Indicators Progress Report for period ending 31 December 2017 adopted by Council 28 March 2018 Minute No. 45779.	
				2. Report to Council	Delivery Program Key Performance Indicators Progress Report for period ending 30 June 2018 to be provided to Council at the August 2018 Ordinary Meeting.	

Completed In Progress Ongoing Deferred Not Commenced Not Achieved

DP ACTION: 4.1.1.14 Develop a new Operational Plan each year in accordance with IP & R Guidelines

FUNCTION	POSITION	17/18	18/19	19/20	20/21
Corporate Support	Director Corporate	Yes	Yes	Yes	Yes

DP Performance Indicator(s)	Comment	KPI Status
1. Operational Plan reviewed annually	Operational Plan 2018/2019 adopted 27 June 2018 Council meeting Minute No. 45843.	

OP ACTION: L17 Operational Plan is developed annually

FUNCTION	POSITION	TARGET DATE	COMPLETED DATE	MEASURE	COMMENTS	KPI STATUS
Corporate Support	Director Corporate	30-Jun-2018		1. Plan adopted by 30 June 2018	Operational Plan 2018/2019 adopted by Council 27 June 2018 Minute No. 45843.	

DP ACTION: 4.1.1.15 Annual Report is prepared in accordance with IP & R Guidelines

FUNCTION	POSITION	17/18	18/19	19/20	20/21
Corporate Support	Director Corporate	Yes	Yes	Yes	Yes

DP Performance Indicator(s)	Comment	KPI Status
1. 100% compliance with IP & R Guidelines	Annual Report 2016/2017 adopted by Council 25 October 2017, Minute No.45674. Report provided to the Office of Local Government on 9 November 2017 and uploaded on Council's website.	

OP ACTION: L18 Annual Report is adopted by Council and submitted to the Office of Local Government by 30 November each year

FUNCTION	POSITION	TARGET DATE	COMPLETED DATE	MEASURE	COMMENTS	KPI STATUS
Corporate Support	Director Corporate	30-Jun-2018	10-Jan-2018	1. Annual Report adopted by Council by 30 November 2018	Annual Report 2017/2018 under development.	
				2. Annual Report uploaded to Council website	Annual Report will be uploaded by 30 November 2018.	

Completed In Progress Ongoing Deferred Not Commenced Not Achieved

3. Council web link directing to Annual Report provided to Office of Local Government by 30 November	Annual Report will be provided to Office of Local Government by 30 November 2018.	

DP ACTION: 4.1.1.16 End of Term Report is prepared in accordance with IP & R Guidelines

FUNCTION	POSITION	17/18	18/19	19/20	20/21
Corporate Support	Director Corporate	No	No	No	Yes

DP Performance Indicator(s)	Comment	KPI Status
1. Compliance with IP & R Guidelines	Scheduled for 2020/2021.	

DP ACTION: 4.1.1.17 State of Environment Report is prepared in accordance with IP & R Guidelines

FUNCTION	POSITION	17/18	18/19	19/20	20/21
Corporate Support	Sustainability Coordinator	No	No	No	Yes

DP Performance Indicator(s)	Comment	KPI Status
1. Compliance with IP & R Guidelines	Scheduled for 2020/2021.	

DP ACTION: 4.1.1.18 Workforce Management Plan in accordance with IP& R Guidelines

FUNCTION	POSITION	17/18	18/19	19/20	20/21
Corporate Support	Director Corporate	Yes	Yes	Yes	Yes

DP Performance Indicator(s)	Comment	KPI Status
1. Compliance with IP & R Guidelines	Workforce Management Plan adopted by Council 26 June 2017.	

OP ACTION: L19 Update Workforce Management Plan in accordance with IP& R guidelines

FUNCTION	POSITION	TARGET DATE	COMPLETED DATE	MEASURE	COMMENTS	KPI STATUS
Corporate Support	Human Resources Manager	30-Jun-2018		1. Update undertaken	Workforce Management Plan adopted by Council 26 June 2017.	

Completed In Progress Ongoing Deferred Not Commenced Not Achieved

DP ACTION: 4.1.1.19 Asset Management Plans in accordance with IP & R Guidelines

FUNCTION	POSITION	17/18	18/19	19/20	20/21
Asset Management	Infrastructure Projects Engineer	Yes	Yes	Yes	Yes

DP Performance Indicator(s)	Comment	KPI Status
1. Compliance with IP & R Guidelines	Draft Asset Management Plans under development in accordance with IP&R guidelines. Priority tasks for developing the Asset Management Plans include determination of Levels of Service, forward works programs and corresponding budgets prior to Council adoption.	

OP ACTION: L20 Asset Management Plans are adopted by Council

FUNCTION	POSITION	TARGET DATE	COMPLETED DATE	MEASURE	COMMENTS	KPI STATUS
Asset Management	Infrastructure Projects Engineer	30-Jun-2018		1. Asset Management Plan Stormwater adopted by 30 June 2018	Asset Management Improvement Plan Storm Water under development. This improvement plan is required prior to adoption of Asset Management Plan Storm Water.	
				2. Asset Management Plan Buildings adopted by 30 June 2018	Asset Management Improvement Plan Buildings under development. This is required prior to adoption of Asset Management Plan Buildings.	
				3. Asset Management Plan Fleet adopted by 30 June 2018	Asset Management Improvement Plan Fleet under development. This is required prior to adoption of Asset Management Plan Fleet.	
				4. Asset Management Plan Transport adopted by 30 June 2018	Asset Management Improvement Plan Transport under development. This is required prior to adoption of Asset Management Plan Transport.	
				5. Asset Management Plan	Asset Management Improvement Plan Open Spaces under development. This	

Completed In Progress Ongoing Deferred Not Commenced Not Achieved

				Open Spaces adopted by 30 June 2018	improvement plan is required prior to adoption of Asset Management Plan Open Spaces.

DP ACTION: 4.1.1.20 Disability Inclusion Action Plan 2017-2021 in accordance with legislative requirements

FUNCTION	POSITION	17/18	18/19	19/20	20/21
Corporate Support	Director Corporate	Yes	Yes	Yes	Yes

DP Performance Indicator(s)	Comment	KPI Status
1. % of actions implemented	Data being collated for report to be presented to Council at August 2018 Ordinary Meeting.	

OP ACTION: L21 Actions from the Disability Inclusion Action Plan 20172021 are implemented

FUNCTION	POSITION	TARGET DATE	COMPLETED DATE	MEASURE	COMMENTS	KPI STATUS
Corporate Support	Director Corporate	30-Jun-2018		1. Number of actions implemented	Number of actions implemented will be reported to Council at the August 2018 Ordinary Meeting.	
				2. Six monthly progress report provided to Council	Progress report to be presented to Council at the August 2018 Ordinary Meeting.	

DP ACTION: 4.1.1.21 Maintain good governance and best practice methods and ensure compliance with various guidelines, legislation and report requirements

FUNCTION	POSITION	17/18	18/19	19/20	20/21
Corporate Support	Director Corporate	Yes	Yes	Yes	Yes

DP Performance Indicator(s)	Comment	KPI Status
1. Compliance with annual Office of Local Government compliance calendar	OLG Compliance and Reporting requirements met during 2017/18.	

Completed In Progress Ongoing Deferred Not Commenced Not Achieved

OP ACTION: L22 A compliance register is developed

FUNCTION	POSITION	TARGET DATE	COMPLETED DATE	MEASURE	COMMENTS	KPI STATUS
Corporate Support	Director Corporate	30-Jun-2018		1. Developed 30 June 2018	Governance Register, incorporating Compliance reporting developed. Further register functions being tested prior to staff training and implementation.	

DP ACTION: 4.1.1.22 Information and Communications Technology Strategy is implemented

FUNCTION	POSITION	17/18	18/19	19/20	20/21
Corporate Support	Manager Information Services	Yes	Yes	Yes	Yes

DP Performance Indicator(s)	Comment	KPI Status
1. Strategy is developed	Information and Communications Technology (ICT) Strategy scope identified and vendor procured to assist in preparation of strategy - Thomas Duryea Logicals. Initial workshops conducted with staff to identify the current state of ICT across Council and to identify future directions and opportunities. Tracking to be completed by October 2018.	
2. Number of actions implemented	Scope prepared, purchase order created, initial project meetings and workshops held. Fact finding and innovation opportunities identified. Initial findings collated and distributed for further comment. Tracking to have new 3 to 5 year ICT strategy adopted by October 2018.	

OP ACTION: L23 Information and Communications Technology Strategy is reviewed to align with the Smart Community Framework

FUNCTION	POSITION	TARGET DATE	COMPLETED DATE	MEASURE	COMMENTS	KPI STATUS
Corporate Support	Manager Information Services	30-Jun-2018		1. Reviewed by 30 June 2018	Review Information and Communications Strategy to be carried out prior to 30 October 2018.	

Completed In Progress Ongoing Deferred Not Commenced Not Achieved

DP ACTION: 4.1.1.23 Information management is maintained in accordance with legislation

FUNCTION	POSITION	17/18	18/19	19/20	20/21
Corporate Support	Manager Information Services	Yes	Yes	Yes	Yes

DP Performance Indicator(s)	Comment	KPI Status
1. Compliance with legislation	Information management maintained in accordance with legislation. Continue monitoring required due to continually changing legislation.	

OP ACTION: L24 Business plan developed for record management

FUNCTION	POSITION	TARGET DATE	COMPLETED DATE	MEASURE	COMMENTS	KPI STATUS
Corporate Support	Manager Information Services	30-Jun-2018	5-Feb-2018	1. Business plan is developed by 30 June 2018	Not Required.	

OP ACTION: L25 TRIM and record management responsibilities training provided to staff

FUNCTION	POSITION	TARGET DATE	COMPLETED DATE	MEASURE	COMMENTS	KPI STATUS
Corporate Support	Manager Information Services	30-Jun-2018	30-Jun-2018	1. Number and percentage of staff trained	90% complete during January to June 2018.	

Completed In Progress Ongoing Deferred Not Commenced Not Achieved

OBJECTIVE: 4.2 Our leaders make smart decisions

STRATEGY: 4.2.1 Support leaders through the process of making difficult decisions
DP ACTION: 4.2.1.01 Decisions are made in a timely manner to ensure effective delivery

FUNCTION	POSITION	17/18	18/19	19/20	20/21
Leadership & Governance	Executive Support Officer	Yes	Yes	Yes	Yes

DP Performance Indicator(s)	Comment	KPI Status
1. Number of decisions deferred or amended	There were 9 reports/decisions deferred from July 2017 to June 2018. There were 19 reports/decisions amended from July 2017 to June 2018.	

OP ACTION: L26 Researched evidence based reports are provided to Council to assist with decision making in a timely manner

FUNCTION	POSITION	TARGET DATE	COMPLETED DATE	MEASURE	COMMENTS	KPI STATUS
Leadership & Governance	Executive Support Officer	30-Jun-2018		1. Number of decisions deferred or amended	There were eight reports deferred and eight decisions amended during July to December 2017.	

STRATEGY: 4.2.2 Our leaders are well informed on external decisions and information that may impact local decisions
DP ACTION: 4.2.1.02 Encourage attendance at meetings, briefings and committees

FUNCTION	POSITION	17/18	18/19	19/20	20/21
Leadership & Governance	Executive Support Officer	Yes	Yes	Yes	Yes

DP Performance Indicator(s)	Comment	KPI Status
1. Increased attendance from previous year	Attendance numbers have not been recorded for previous years, therefore no comparison can be made. There were 11 Ordinary Council meetings and 3 Extraordinary meetings held during the period 1 July 2017 to 30 June 2018 and Councillor attendance is as follows:	

Completed In Progress Ongoing Deferred Not Commenced Not Achieved

Mayor Turley - 8
Cr Adams - 8
Cr Browne - 7
Cr Algate - 6
Cr Clark - 8
Cr Gallagher - 7
Cr Kennedy - 7
Cr Licul - 7
Cr Nolan - 5
Cr Page - 8

There were 17 Councillor Briefings held during the period 1 January to 30 June 2018 and Councillor attendance is as follows:

Mayor Turley - 15
Cr Adams - 16
Cr Browne - 14
Cr Algate - 0
Cr Adams - 26
Cr Browne - 24
Cr Algate - 0
Cr Clark - 21
Cr Gallagher - 10
Cr Kennedy - 3
Cr Licul - 23
Cr Nolan - 11
Cr Page - 4

There were 2 Community Strategic Plan Round Table meetings held during the period 1 July to 31 December 2017 and Councillor attendance is as follows:

Mayor Turley - 1

Cr Adams - 1
Cr Browne - 2
Cr Clark - 1
Cr Gallagher - 1
Cr Kennedy - 0
Cr Licul - 0

Completed In Progress Ongoing Deferred Not Commenced Not Achieved

OP ACTION: L27 Meeting notice, business papers and agendas are provided for meetings in accordance with the Code of Meeting Practice

FUNCTION	POSITION	TARGET DATE	COMPLETED DATE	MEASURE	COMMENTS	KPI STATUS
Leadership & Governance	Executive Support Officer	30-Jun-2017		1. 100% compliance with Code of Meeting Practice	All Council business papers and agendas are provided in accordance with the Code of Meeting Practice.	

DP ACTION: 4.2.1.03 Monitor potential changes to government policy and legislation and make submission where considered important for the local community

FUNCTION	POSITION	17/18	18/19	19/20	20/21
Leadership & Governance	Executive Support Officer	Yes	Yes	Yes	Yes

DP Performance Indicator(s)	Comment	KPI Status
1. Submissions made as appropriate	Submission are made to various Ministers on matters considered important to the local community and resolved by Council.	

OP ACTION: L28 Implement changes throughout Council operations in accordance with Local Government Act and Regulations as provided

FUNCTION	POSITION	TARGET DATE	COMPLETED DATE	MEASURE	COMMENTS	KPI STATUS
Corporate Support	Executive Support Officer	30-Jun-2018		1. Policies and procedures updated as required	Policies and procedures are updated as and when legislation effects Council's policies.	

Completed In Progress Ongoing Deferred Not Commenced Not Achieved

DP ACTION: 4.2.1.04 Accept and seek out opportunities to attend training and events that provide value through information, ideas and solutions that add value to our community

FUNCTION	POSITION	17/18	18/19	19/20	20/21
Leadership & Governance	Executive Support Officer	Yes	Yes	Yes	Yes

DP Performance Indicator(s)	Comment	KPI Status
1. Attendance at relevant events/training	Council continues to offer training and attendance at Conferences for relevant staff.	

OP ACTION: L29 Seek out opportunities to attend conferences and meetings by teleconference technology that Council would not normally be able to attend otherwise

FUNCTION	POSITION	TARGET DATE	COMPLETED DATE	MEASURE	COMMENTS	KPI STATUS
Leadership & Governance	Executive Support Officer	30-Jun-2018		1. Number of events/training sessions attended	No data available for July to December 2017. However, General Manager attended five teleconferences/meetings from 1 January to 30 June 2018; and Mayor and Councillors attended three video conferences/meetings and two teleconference from 1 January to 30 June 2018	

DP ACTION: 4.2.1.05 Encourage representation on working groups and committees designed to address issues that may impact our local area

FUNCTION	POSITION	17/18	18/19	19/20	20/21
Leadership & Governance	Executive Support Officer	Yes	Yes	Yes	Yes

DP Performance Indicator(s)	Comment	KPI Status
1. Attendance at working groups and committees	All working groups and committees had Councillor representation.	

Completed In Progress Ongoing Deferred Not Commenced Not Achieved

OP ACTION: L30 Councillors are delegates for internal and external committees

FUNCTION	POSITION	TARGET DATE	COMPLETED DATE	MEASURE	COMMENTS	KPI STATUS
Leadership & Governance	Executive Support Officer	30-Jun-2017		1. Delegates are appointed and adopted by Council in September each year	Councillors nominate and are appointed to committees and working groups each September.	

OP ACTION: L31 Encourage representation on working groups and committees designed to address issues that may impact our local area

FUNCTION	POSITION	TARGET DATE	COMPLETED DATE	MEASURE	COMMENTS	KPI STATUS
Leadership & Governance	Executive Support Officer	30-Jun-2018		1. Number of meetings attended	All working groups and committees had Councillor representation.	

DP ACTION: 4.2.1.06 Monitor demographic changes within the community and consider the likely implications upon Council and the City

FUNCTION	POSITION	17/18	18/19	19/20	20/21
Leadership & Governance	Economic Development and Culture Officer	Yes	Yes	Yes	Yes

DP Performance Indicator(s)	Comment	KPI Status
1. Annual assessment undertaken	Annual assessment of demographic changes, including the impacts upon Broken Hill, presented at workshops held December 2017.	

OP ACTION: L32 Results of annual assessment of monitoring demographic changes within the community is presented to Council

FUNCTION	POSITION	TARGET DATE	COMPLETED DATE	MEASURE	COMMENTS	KPI STATUS
Leadership & Governance	Grants and Projects Coordinator	30-Jun-2018		1. Report to Council	Report to Council yet to be presented.	

Completed In Progress Ongoing Deferred Not Commenced Not Achieved

STRATEGY: 4.2.3 Our leaders are aware of emerging issues and new information in order to advocate and respond appropriately
DP ACTION: 4.2.1.07 Strengthen staff capacity through workforce development and planning activities

FUNCTION	POSITION	17/18	18/19	19/20	20/21
Corporate Support	Human Resources Manager	Yes	Yes	Yes	Yes

DP Performance Indicator(s)	Comment	KPI Status
1. 100% skills reviews complete	100% Skills reviews not completed. Delays in reviews being undertaken.	
2. All staff have individual learning and development plans developed	Significant progress underway.	

OP ACTION: L33 Develop and implement Employee learning and development plans

FUNCTION	POSITION	TARGET DATE	COMPLETED DATE	MEASURE	COMMENTS	KPI STATUS
Corporate Support	Human Resources Manager	30-Jun-2018		1. Plans development by 30 June 2018	Development and implementation of individual staff learning and development plans in progress during July 2017 to June 2018. Delays experienced with online performance module.	

OP ACTION: L34 Implement priority strategies contained within the Workforce Management Plan

FUNCTION	POSITION	TARGET DATE	COMPLETED DATE	MEASURE	COMMENTS	KPI STATUS
Corporate Support	Human Resources Manager	30-Jun-2018		1. Number of actions completed	Focus been on capacity building within key strategic areas of management/leadership and finance.	

Completed In Progress Ongoing Deferred Not Commenced Not Achieved

DP ACTION: 4.2.1.08 Continue to implement strategies to address Council's financial sustainability

FUNCTION	POSITION	17/18	18/19	19/20	20/21
Leadership & Governance	Finance Manager	Yes	Yes	Yes	Yes

DP Performance Indicator(s)	Comment	KPI Status
1. Improvement in Council's long term financial sustainability	Strategies have continued to be implemented to address Council's financial sustainability. Service Reviews have commenced across the organisation to ensure that Council's operations are as efficient as possible, with the outlook of doing more with what we have got. This will increase service delivery and productivity across the organisation and the community. A focus on capital renewals was implemented in the 2017/2018 Operational Plan and 2017/2018 Long Term Financial Plan to begin reducing the infrastructure backlog that has occurred over the past 20 years and ensure the backlog doesn't continue to grow.	

OP ACTION: L35 Continue implementing financial strategies to support the Long Term Financial Plan

FUNCTION	POSITION	TARGET DATE	COMPLETED DATE	MEASURE	COMMENTS	KPI STATUS
Leadership & Governance	Finance Manager	30-Jun-2018		1. Financial Strategy developed by 30 June 2018	Strategies have continued to be implemented to address Council's financial sustainability. Service Reviews have commenced across the organisation to ensure that Council's operations are as efficient as possible, with the outlook of doing more with what we have got. This will increase service delivery and productivity across the organisation and the community. A focus on capital renewals was implemented in the 2017/2018 Operational Plan and 2017/2018 Long Term Financial Plan to begin reducing the infrastructure backlog that has occurred over the past	

Completed In Progress Ongoing Deferred Not Commenced Not Achieved

					20 years and ensure the backlog doesn't continue to grow.	

OP ACTION: L36 Assess transition of staff structure implemented in 2015/16 to ensures alignment with the goals and objectives of the Delivery Program

FUNCTION	POSITION	TARGET DATE	COMPLETED DATE	MEASURE	COMMENTS	KPI STATUS
Leadership & Governance	Corporate Responsibility Officer	30-Jun-2018		1. Staff structures are reviewed with service review priorities and Workforce Management Plan	Upon occurrence of vacancy, staff structures reviewed in line with service review priorities during July to June 2018.	

DP ACTION: 4.2.1.09 Continue to implement the Rating Strategy to reduce Council's reliance on the mining industry for revenue generation

FUNCTION	POSITION	17/18	18/19	19/20	20/21
Financial Management	Finance Manager	Yes	Yes	Yes	Yes

DP Performance Indicator(s)	Comment	KPI Status
1. Reduction of reliance on mining industry for revenue	Council adopted to continue with the rating strategy of transferring 1% of rates annually from the mining category to the residential category. This was the third year of this strategy, with total mining rates being reduced from 16% to 15% of total rate revenue. Total revenue transferred from the mining category to the residential category was $150,300.	

OP ACTION: L37 Mining rates are reduced to reduce Council's rate income reliance from the mining industry

FUNCTION	POSITION	TARGET DATE	COMPLETED DATE	MEASURE	COMMENTS	KPI STATUS
Financial Management	Finance Manager	30-Jun-2018	1-Jul-2017	1. Transfer of 1% mining rates to other rate categories completed	Council adopted to continue with the rating strategy of transferring 1% of rates annually from the mining category to the residential category. This was the third year of this strategy, with total mining rates being reduced from 16% to	

Completed In Progress Ongoing Deferred Not Commenced Not Achieved

					15% of total rate revenue. Total revenue transferred from the mining category to the residential category was $150,300.	

DP ACTION: 4.2.1.10 Implement Service Review Framework

FUNCTION	POSITION	17/18	18/19	19/20	20/21
Leadership & Governance	Business Systems Analyst	Yes	Yes	Yes	Yes

DP Performance Indicator(s)	Comment	KPI Status
1. Framework implemented by 30 June 2018	Service Review Framework implemented and Service Reviews are ongoing	

OP ACTION: L38 Actions from the Service Review Framework are carried out

FUNCTION	POSITION	TARGET DATE	COMPLETED DATE	MEASURE	COMMENTS	KPI STATUS
Leadership & Governance	Business Systems Analyst	30-Jun-2018		1. Number of service areas reviewed	Service reviews are ongoing. 8 have been completed and actions from these reviews are being implemented. Key highlights so far have been: Implementation of changed operating hours at the Visitors Information Centre, Mineral & Mining Museum, Art Gallery and Library to improve efficiencies and ensure strategic management of these facilities and services occurs as well as protecting the valuable assets. Reallocation and additional positions across the organisation where deficiencies where recognised such as land management and WHS. 5 reviews are currently in progress.	

Completed In Progress Ongoing Deferred Not Commenced Not Achieved

DP ACTION: 4.2.1.11 Improve performance management and reporting

FUNCTION	POSITION	17/18	18/19	19/20	20/21
Corporate Support	Human Resources Manager	Yes	Yes	Yes	Yes

DP Performance Indicator(s)	Comment	KPI Status
1. Increased productivity measured by community satisfaction	Community satisfaction survey released 18 June 2018.	

OP ACTION: L39 Participate in industry benchmarking and comparative activities to inform and guide Council's performance

FUNCTION	POSITION	TARGET DATE	COMPLETED DATE	MEASURE	COMMENTS	KPI STATUS
Corporate Support	Human Resources Manager	30-Jun-2017		1. Benchmarking and comparative reports provided	Local Government Insights report provided in December 2017. Council has access to the comparative analysis tool for further access to data. Service reviews carried out separate and targeted benchmarking during the year.	

OP ACTION: L40 Implement performance management reporting system for employees in line with corporate performance objectives

FUNCTION	POSITION	TARGET DATE	COMPLETED DATE	MEASURE	COMMENTS	KPI STATUS
Corporate Support	Human Resources Manager	30-Jun-2018		1. % of performance reviews completed in Human Resources module of Cambron	Performance reviews completion data not achieved.	

Completed In Progress Ongoing Deferred Not Commenced Not Achieved

OP ACTION: L41 Implement a staff cultural change program aimed at working together for a better community

FUNCTION	POSITION	TARGET DATE	COMPLETED DATE	MEASURE	COMMENTS	KPI STATUS
Corporate Support	Human Resources Manager	30-Jun-2018		1. Improved staffing culture demonstrated in climate survey	Climate survey not completed. Organisational cultural survey has been budgeted for 2018/2019.	

DP ACTION: 4.2.1.12 Increase leadership capacity within Council

FUNCTION	POSITION	17/18	18/19	19/20	20/21
Leadership & Governance	Human Resources Manager	Yes	Yes	Yes	Yes

DP Performance Indicator(s)	Comment	KPI Status
1. Community satisfaction	Community satisfaction survey released - results pending.	

OP ACTION: L42 Develop and implement Councillor learning and development plans

FUNCTION	POSITION	TARGET DATE	COMPLETED DATE	MEASURE	COMMENTS	KPI STATUS
Leadership & Governance	Human Resources Manager	30-Jun-2018		1. Plan development by 30 June 2018	Individual plans developed. 3 courses provided.	

OP ACTION: L43 Develop Leadership Program for Managers in line with Council's succession planning model

FUNCTION	POSITION	TARGET DATE	COMPLETED DATE	MEASURE	COMMENTS	KPI STATUS
Leadership & Governance	Human Resources Manager	30-Jun-2017		1. 80% participation in leadership development activities	100% participation of ELT members in development program. 80% participation of managers enrolled into KSAC.	

Completed In Progress Ongoing Deferred Not Commenced Not Achieved

DP ACTION: 4.2.1.13 Develop strong relationships with key government departments and personnel

FUNCTION	POSITION	17/18	18/19	19/20	20/21
Leadership & Governance	Executive Support Officer	Yes	Yes	Yes	Yes

DP Performance Indicator(s)	Comment	KPI Status
1. Number of representations made	Council corresponded 28 times with various Ministers and Government bodies during 1 July and 30 June 2018. Council met with Federal and State members four times each during 1 July 2017 and 30 June 2018. Council attended 36 conferences/meetings during 1 July 2017 and 30 June 2018.	

OP ACTION: L44 Local issues address with key government departments

FUNCTION	POSITION	TARGET DATE	COMPLETED DATE	MEASURE	COMMENTS	KPI STATUS
Leadership & Governance	Executive Support Officer	30-Jun-2018		1. Number of issued raised	Council raised 15 major issues with various Ministers and Government bodies during the period 1 July to 30 June 2018.	

STRATEGY: 4.2.4 Our local Council is strong and sustainable
DP ACTION: 4.2.1.14 Undertake service reviews on Council services to ensure effective delivery of service

FUNCTION	POSITION	17/18	18/19	19/20	20/21
Asset Management	Business Systems Analyst	Yes	Yes	Yes	Yes

DP Performance Indicator(s)	Comment	KPI Status
1. Number of service reviews undertaken	Service reviews are ongoing. 8 have been completed and actions from these reviews are being implemented. Key highlights so far have been: Implementation of changed operating hours at the Visitors Information Centre, Mineral & Mining Museum, Art Gallery and Library to improve efficiencies and ensure strategic management of these facilities and services	

Completed ■ In Progress ■ Ongoing ■ Deferred ■ Not Commenced ■ Not Achieved ■

				occurs as well as protecting the valuable assets. Reallocation and additional positions across the organisation where deficiencies where recognised such as land management & WHS. 5 reviews are currently in progress.	

OP ACTION: L45 Undertake service reviews as per project plan

FUNCTION	POSITION	TARGET DATE	COMPLETED DATE	MEASURE	COMMENTS	KPI STATUS
Leadership & Governance	Business Systems Analyst	30-Jun-2018		1. Number of service reviews completed	Service reviews are ongoing. 8 have been completed and actions from these reviews are being implemented. Key highlights so far have been: Implementation of changed operating hours at the Visitors Information Centre, Mineral & Mining Museum, Art Gallery and Library to improve efficiencies and ensure strategic management of these facilities and services occurs as well as protecting the valuable assets. Reallocation and additional positions across the organisation where deficiencies where recognised such as land management and WHS. 5 reviews are currently in progress.	

DP ACTION: 4.2.1.15 Review Asset Management Plans annually

FUNCTION	POSITION	17/18	18/19	19/20	20/21
Asset Management	Infrastructure Projects Engineer	Yes	Yes	Yes	Yes

DP Performance Indicator(s)	Comment	KPI Status
1. Review undertaken	The Asset Management Systems was reviewed in July 2017 by OPUS International Consultants and identified shortfalls in various areas of Asset Management. These areas include: The Asset Management Strategy, Asset Management Plans, Governance, Levels of Service, Data and Systems, Skills and Processes and	

Completed In Progress Ongoing Deferred Not Commenced Not Achieved

					Evaluation. Work has commenced on Levels of Service reviews for Council's asset classes, based on the information and community expectations from the levels of service review, works programs for capital replacement, upgrade, and routine operations and maintenance can be developed in accordance to budget constraints. These tasks will progress throughout 2018-19.	

OP ACTION: L46 Adopted Asset Management Plans are workshopped to staff

FUNCTION	POSITION	TARGET DATE	COMPLETED DATE	MEASURE	COMMENTS	KPI STATUS
Asset Management	Infrastructure Projects Engineer	30-Jun-2018		1. Two workshops held for staff per year	Deferred until Asset Management Plans are adopted.	

OP ACTION: L47 Provide training and mentoring to staff in relation to Asset Management requirements

FUNCTION	POSITION	TARGET DATE	COMPLETED DATE	MEASURE	COMMENTS	KPI STATUS
Leadership & Governance	Infrastructure Projects Engineer	30-Jun-2018		1. Training provided annually to staff	Ongoing asset management requirements training and mentoring provided by the Infrastructure Projects Engineer to the planners during 2017/2018. Asset Management Staff received training on the use of the CIVICA Asset Module to obtain skills in uploading and utilising asset inspection data. Staff Attended the National Asset Management Conference to determine best practice in Asset Management through inter-council/government knowledge sharing.	

Completed In Progress Ongoing Deferred Not Commenced Not Achieved

OP ACTION: L48 Actions within the improvement plans for the Asset Management Plans are progressed

FUNCTION	POSITION	TARGET DATE	COMPLETED DATE	MEASURE	COMMENTS	KPI STATUS
Asset Management	Infrastructure Projects Engineer	30-Jun-2018		1. Number of actions completed in accordance with the plan	Actions from Improvement Plans for the Asset Management Plans progressed during 2017/2018. Council staff are currently focusing on two key priorities in the improvement plan; determining levels of service such as Community expectations for various asset classes such as roads, buildings and open spaces as well as validating the available asset data including inventory, asset condition, useful life and costs for operating, maintaining and replacement. This information is critical for the development of forward programs for capital, operating and maintenance expenditure.	

OP ACTION: L49 The Asset Management System is implemented to assist with asset management responsibilities

FUNCTION	POSITION	TARGET DATE	COMPLETED DATE	MEASURE	COMMENTS	KPI STATUS
Asset Management	Infrastructure Projects Engineer	30-Jun-2018		1. System implemented	The Asset Management System in Civica has been implemented with all asset description and condition data uploaded. Further work is required in the system in verifying the data to ensure accuracy and develop scheduled works programs. The data must be reviewed annually to log any changes to condition and ownership of assets.	

Completed In Progress Ongoing Deferred Not Commenced Not Achieved

OBJECTIVE: 4.3 We Unite to Succeed in Australia's First Heritage Listed City

STRATEGY: 4.3.1 Opportunities to work together are identified and relationships are developed and maintained for the benefit of the community

DP ACTION: 4.3.1.01 Develop working parties for key issues and projects impacting Council and the City

FUNCTION	POSITION	17/18	18/19	19/20	20/21
Leadership & Governance	Executive Support Officer	Yes	Yes	Yes	Yes

DP Performance Indicator(s)	Comment	KPI Status
1. Working parties developed and relevance reviewed where required	Two new working parties were developed during the period 1 July 2017 to 30 June 2018.	

OP ACTION: L50 Identify issues and projects which may benefit from the creation of a Working Party

FUNCTION	POSITION	TARGET DATE	COMPLETED DATE	MEASURE	COMMENTS	KPI STATUS
Leadership & Governance	Executive Support Officer	30-Jun-2018		1. Number of Working Parties	Two new working parties were developed during the period 1 July 2017 to 30 June 2018.	

DP ACTION: 4.3.1.02 Support Council's Section 355 Committees in undertaking their duties with Council

FUNCTION	POSITION	17/18	18/19	19/20	20/21
Corporate Support	Director Corporate	Yes	Yes	Yes	Yes

DP Performance Indicator(s)	Comment	KPI Status
1. Strong Section 355 volunteer base retained	Nominations for community membership on S355 Asset and Advisory Committees were advertised following Council election, with induction sessions held on 23 October 2017. Vacant positions on committees are reported to Council and advertised, as required.	

Completed In Progress Ongoing Deferred Not Commenced Not Achieved

OP ACTION: L51 Retain representation on Section 355 Committees

FUNCTION	POSITION	TARGET DATE	COMPLETED DATE	MEASURE	COMMENTS	KPI STATUS
Corporate Support	Director Corporate	30-Jun-2018		1. Committees adhere to Section 355 Committee Framework	S355 Committee Induction sessions held 23 October 2017. Compliance with Asset and Advisory Frameworks continue to be monitored.	
				2. Code of Conduct training provided annually	Code of Conduct training was undertaken 23 October 2017.	
				3. Section 355 Volunteers are celebrated in Local Government Week	Section 355 volunteers celebrated at the annual Volunteers Awards function on 15 November 2017.	

DP ACTION: 4.3.1.03 Develop and strengthen relationships with the local Aboriginal community

FUNCTION	POSITION	17/18	18/19	19/20	20/21
Leadership & Governance	Executive Support Officer	Yes	Yes	Yes	Yes

DP Performance Indicator(s)	Comment	KPI Status
1. Attendance at meetings and other gatherings with the local Aboriginal community	The Mayor and General Manager attended three meetings with the Local Aboriginal Working Party during the period 1 July 2017 to 30 June 2018 and met with Aboriginal Elder one time during the same period. The Mayor and Councillors also attended NAIDOC week celebrations.	

OP ACTION: L52 Contribute to the Aboriginal Community Working Party

FUNCTION	POSITION	TARGET DATE	COMPLETED DATE	MEASURE	COMMENTS	KPI STATUS
Leadership & Governance	Executive Support Officer	30-Jun-2018		1. Attend meetings at least quarterly	The Mayor and General Manager attended two meetings during 1 July 2017 to 30 June 2018.	

Completed In Progress Ongoing Deferred Not Commenced Not Achieved

OP ACTION: L53 Review, plan and implement a Reconciliation Action Plan (RAP)

FUNCTION	POSITION	TARGET DATE	COMPLETED DATE	MEASURE	COMMENTS	KPI STATUS
Leadership & Governance	Executive Support Officer	30-Jun-2018		1. RAP developed and implemented by 30 June 2018	Reconciliation Action Plan to be developed.	

DP ACTION: 4.3.1.04 Support local groups and individuals by attending and supporting events and activities providing a positive impact on the community

FUNCTION	POSITION	17/18	18/19	19/20	20/21
Leadership & Governance	Executive Support Officer	Yes	Yes	Yes	Yes

DP Performance Indicator(s)	Comment	KPI Status
1. Attendance at events and activities	The Mayor, Councillors and General Manager attend any events and activities when invited. Council supports local community organisations in the delivery of their services, activities and events via Community Assistance Grants.	

OP ACTION: L54 Represent Council and the community at local events and activities

FUNCTION	POSITION	TARGET DATE	COMPLETED DATE	MEASURE	COMMENTS	KPI STATUS
Leadership & Governance	Executive Support Officer	30-Jun-2018		1. Number of events and activities attended/supported	Council was represented at 41 community events/activities during the period 1 January to 30 June 2018 and provided 10 Community Assistance Grants to local community organisations.	

Completed In Progress Ongoing Deferred Not Commenced Not Achieved

DP ACTION: 4.3.1.05 Gain a better understanding of possible alignments with stakeholders to ensure opportunities to work together are identified

FUNCTION	POSITION	17/18	18/19	19/20	20/21
Leadership & Governance	Executive Support Officer	Yes	Yes	Yes	Yes

DP Performance Indicator(s)	Comment	KPI Status
1. Number of initiatives undertaken in collaboration	Council supported 14 local community initiatives during the period 1 January to 30 June 2018.	

OP ACTION: L55 Utilise a directory of existing and proposed stakeholders and their purpose, to work better together

FUNCTION	POSITION	TARGET DATE	COMPLETED DATE	MEASURE	COMMENTS	KPI STATUS
Leadership & Governance	Executive Support Officer	30-Jun-2018		1. Stakeholder directory developed by 30 June 2018	Stakeholder directory to be developed.	
				2. Number of Memorandums of Understanding signed	Five Memorandum of Understanding were signed with YMCA, Sydney Mardi Gras 2018, United Services Union, Easy to do Business, Sydney Writers Festival during the period 1 January to 30 June 2018.	

STRATEGY: 4.3.2 A community round table is maintained to drive the implementation of the Community Strategic Plan and report on progress to the community
DP ACTION: 4.3.1.06 Provide leadership, structure and support to the Community Round Table or equivalent body in their review and management of the Community Strategic Plan

FUNCTION	POSITION	17/18	18/19	19/20	20/21
Corporate Support	Executive Support Officer	Yes	Yes	Yes	Yes

DP Performance Indicator(s)	Comment	KPI Status
1. Quarterly meetings held	Three meetings were held during the period 1 July 2017 to 30 June 2018.	

Completed In Progress Ongoing Deferred Not Commenced Not Achieved

OP ACTION: L56 Facilitate and participate in the Community Strategic Plan Round Table Committee

FUNCTION	POSITION	TARGET DATE	COMPLETED DATE	MEASURE	COMMENTS	KPI STATUS
Corporate Support	Executive Support Officer	30-Jun-2018		1. Adherence to Section 355 Committee Framework	Adherence to Section 355 Committee Framework maintained during 1 July 2017 to 30 June 2018. The Mayor Chairs the Community Strategic Plan Round Table committee meetings, four Councillors are committee members and four Councillors are alternate committee members.	

STRATEGY: 4.3.3 The leadership capability and capacity within our community is increased
DP ACTION: 4.3.1.07 Maintain a strong relationship and regularly engage with the local State Member

FUNCTION	POSITION	17/18	18/19	19/20	20/21
Leadership & Governance	Executive Support Officer	Yes	Yes	Yes	Yes

DP Performance Indicator(s)	Comment	KPI Status
1. Meetings held at least quarterly	The Mayor, Councillors and General Manager met with the State Member on four occasions during the period 1 July 2017 to 30 June 2018.	

OP ACTION: L57 Meet with the local State member

FUNCTION	POSITION	TARGET DATE	COMPLETED DATE	MEASURE	COMMENTS	KPI STATUS
Leadership & Governance	Executive Support Officer	30-Jun-2018		1. Number of meetings held	The Mayor, Councillors and General Manager met with the State Member on five occasions during the period 1 July 2017 to 30 June 2018.	

Completed In Progress Ongoing Deferred Not Commenced Not Achieved

DP ACTION: 4.3.1.08 Maintain a strong relationship and regularly engage with the local Federal Member

FUNCTION	POSITION	17/18	18/19	19/20	20/21
Leadership & Governance	Executive Support Officer	Yes	Yes	Yes	Yes

DP Performance Indicator(s)	Comment	KPI Status
1. Meetings held at least twice annually	The Mayor, Councillors and General Manager met with the Federal Member on three occasions during the period 1 January to 30 June 2018.	

OP ACTION: L58 Meet with the local Federal member

FUNCTION	POSITION	TARGET DATE	COMPLETED DATE	MEASURE	COMMENTS	KPI STATUS
Leadership & Governance	Executive Support Officer	30-Jun-2018		1. Number of meetings held	The Mayor, Councillors and General Manager met with the Federal Member on four occasions during the period 1 July 2017 to 30 June 2018.	

DP ACTION: 4.3.1.09 Maintain a strong relationship and regularly engage with the Minister of Local Government and other Ministers

FUNCTION	POSITION	17/18	18/19	19/20	20/21
Leadership & Governance	Executive Support Officer	Yes	Yes	Yes	Yes

DP Performance Indicator(s)	Comment	KPI Status
1. Meetings held at least twice annually	Council corresponded 28 times with various Ministers and Government bodies during 1 July 2017 and 30 June 2018. Council met with Federal member four and State members five times during 1 July and 30 June 2018. Council attended 10 conferences/meetings and interacted with various Ministers and Government bodies during 1 January and 30 June 2018.	

Completed In Progress Ongoing Deferred Not Commenced Not Achieved

OP ACTION: L59 Meet with the Minister of Local Government and other ministers

FUNCTION	POSITION	TARGET DATE	COMPLETED DATE	MEASURE	COMMENTS	KPI STATUS
Leadership & Governance	Executive Support Officer	30-Jun-2018		1. Number of meetings held	Council met with Federal member twice and State members three times during 1 January and 30 June 2018. Council interacted with various Ministers and Government bodies 10 times during the period 1 January and 30 June 2018.	

STRATEGY: 4.3.4 Partnerships, role models and joint success is celebrated and promoted
DP ACTION: 4.3.1.10 Advocate for a range of services necessary to meet community needs

FUNCTION	POSITION	17/18	18/19	19/20	20/21
Leadership & Governance	Executive Support Officer	Yes	Yes	Yes	Yes

DP Performance Indicator(s)	Comment	KPI Status
1. Advocacy provided where required	Council raised major issues relating to water supply, water pricing, Murray Darling Basin Plan, Mining, Transport, Housing, Drugs, Heritage, Electricity Pricing, Local Government Joint Organisations and Infrastructure with various Ministers and Government bodies during the period 1 July 2017 to 30 June 2018.	

OP ACTION: L60 Advocate on behalf of the community to improve or maintain community services

FUNCTION	POSITION	TARGET DATE	COMPLETED DATE	MEASURE	COMMENTS	KPI STATUS
Leadership & Governance	Executive Support Officer	30-Jun-2018		1. Number of representations made	Council raised major issues relating to water supply, water pricing, Murray Darling Basin Plan, Mining, Transport, Housing, Drugs, Heritage, Electricity Pricing, Local Government Joint Organisations and Infrastructure and corresponded 18 times and	

Completed In Progress Ongoing Deferred Not Commenced Not Achieved

	attended/interacted 10 conferences/meetings with various Ministers and Government bodies and met with Federal member four and State members five times during 1 July 2017 and 30 June 2018.

DP ACTION: 4.3.1.11 Consider and further investigate the concept and potential for value through a strengthened whole of government approach for the Far West

FUNCTION	POSITION	17/18	18/19	19/20	20/21
Leadership & Governance	Executive Support Officer	Yes	Yes	Yes	Yes

DP Performance Indicator(s)	Comment	KPI Status
1. Active participation in Local Government Reform activities	The Broken Hill City Council is part of a Joint Organisation which was formed to bring together four local councils (i.e. Balranald,, Broken Hill, Central Darling Shire and Wentworth) to ensure local government is well placed to support and address the unique challenges and complex needs of their local communities while considering broader reforms needed across all three levels of government in Far West NSW and improving service delivery and providing better community outcomes for Far West NSW.	

OP ACTION: L61 Participate in Local Government reform activities

FUNCTION	POSITION	TARGET DATE	COMPLETED DATE	MEASURE	COMMENTS	KPI STATUS
Leadership & Governance	Executive Support Officer	30-Jun-2018		1. Number of participation activities	At its meeting held 30 May 2018, Council resolved to join a Joint Organisation along with Balranald Shire Council, Central Darling Shire Council and Wentworth Shire Council. The first meeting will be held on 26 July 2018.	

Completed In Progress Ongoing Deferred Not Commenced Not Achieved

OBJECTIVE: 4.4 Our Community is Engaged and Informed

STRATEGY: 4.4.1 Increase community involvement in decision-making

DP ACTION: 4.4.1.01 Develop, implement and maintain a communication and community engagement strategy

FUNCTION	POSITION	17/18	18/19	19/20	20/21
Customer Relations	Communication & Community Engagement Coordinator	Yes	Yes	Yes	Yes

DP Performance Indicator(s)	Comment	KPI Status
1. Strategy developed by 30 June 2018 and maintained to be current and relevant	Adopted 27 June 2018, Minute No. 45842.	

OP ACTION: L62 A Communication and Community Engagement Strategy is developed and implemented

FUNCTION	POSITION	TARGET DATE	COMPLETED DATE	MEASURE	COMMENTS	KPI STATUS
Customer Relations	Communication & Community Engagement Coordinator	30-Jun-2018		1. Strategy adopted by 30 June 2018	Adopted 27 June 2018, Minute No. 45842.	

OP ACTION: L63 Actions from the Communication and Community Engagement Strategy are implemented

FUNCTION	POSITION	TARGET DATE	COMPLETED DATE	MEASURE	COMMENTS	KPI STATUS
Customer Relations	Communication & Community Engagement Coordinator	30-Jun-2018		1. Number of actions implemented	Strategy implementation ongoing.	

DP ACTION: 4.4.1.02 Develop and implement individual communications and engagement plans and strategies for specific projects

FUNCTION	POSITION	17/18	18/19	19/20	20/21
Customer Relations	Communication & Community Engagement Coordinator	Yes	Yes	Yes	Yes

DP Performance Indicator(s)	Comment	KPI Status
1. Plans developed and implemented where required	Communication plans are produced for all significant projects.	

Completed In Progress Ongoing Deferred Not Commenced Not Achieved

OP ACTION: L64 Project specific Communication and Engagement Plans and Strategies are developed

FUNCTION	POSITION	TARGET DATE	COMPLETED DATE	MEASURE	COMMENTS	KPI STATUS
Customer Relations	Communication & Community Engagement Coordinator	30-Jun-2018		1. Number of plans developed	Communication plans were produced for all significant projects during July 2017 to June 2018.	

OP ACTION: L65 A Communications and Engagement Plan is developed and implemented for internal communications

FUNCTION	POSITION	TARGET DATE	COMPLETED DATE	MEASURE	COMMENTS	KPI STATUS
Customer Relations	Communication & Community Engagement Coordinator	30-Jun-2018		1. Plan adopted by 30 June 2018	Internal communications covered in Strategy adopted June 2018.	

OP ACTION: L66 A Corporate Brand and Style Guide is developed and implemented

FUNCTION	POSITION	TARGET DATE	COMPLETED DATE	MEASURE	COMMENTS	KPI STATUS
Customer Relations	Communication & Community Engagement Coordinator	30-Jun-2018		1. Guide adopted by 30 June 2018	A summarised interim Corporate Brand and Style Guide developed. A more comprehensive guide being researched for development.	

OP ACTION: L67 A Digital Strategy is developed and implemented

FUNCTION	POSITION	TARGET DATE	COMPLETED DATE	MEASURE	COMMENTS	KPI STATUS
Customer Relations	Communication & Community Engagement Coordinator	30-Jun-2018		1. Strategy adopted by 30 June 2018	Digital Strategy adopted 26 April 2018, Minute No. 45801.	

Completed In Progress Ongoing Deferred Not Commenced Not Achieved

DP ACTION: 4.4.1.03 Community Engagement Strategy developed for Community Strategic Plan review in accordance with IP& R guidelines

FUNCTION	POSITION	17/18	18/19	19/20	20/21
Customer Relations	Communication & Community Engagement Coordinator	No	No	Yes	Yes

DP Performance Indicator(s)	Comment	KPI Status
1. Strategy developed	Scheduled for 2019/2020.	

STRATEGY: 4.4.2 Engage the community through information and activities aimed at increased participation
DP ACTION: 4.4.1.04 Communication and service standards initiatives are developed to increase community awareness and confidence

FUNCTION	POSITION	17/18	18/19	19/20	20/21
Customer Relations	Communication & Community Engagement Coordinator	Yes	Yes	Yes	Yes

DP Performance Indicator(s)	Comment	KPI Status
1. Number of initiatives developed	Service standards have been developed in the newly endorsed Customer Service Strategy. A Customer Service Framework Working Party is being developed to progress service standards across the organisation. Five key service standards for response and acknowledgement times have been identified: Telephone, Correspondence, Email, Social Media and Visitors.	
2. Increased community satisfaction	A Community Satisfaction Survey to be undertaken in 2018.	

OP ACTION: L68 A Customer Service Framework is developed and implemented

FUNCTION	POSITION	TARGET DATE	COMPLETED DATE	MEASURE	COMMENTS	KPI STATUS
Customer Relations	Communication & Community Engagement Coordinator	30-Jun-2017		1. Framework implemented by 30 June 2018	Customer Service Framework developed and endorsed by General Manager on 12 December 2017. Customer Service Framework Working Party developed to assist in implementing framework and achieving service standards.	

Completed In Progress Ongoing Deferred Not Commenced Not Achieved

STRATEGY: 4.4.3 Increase knowledge and awareness of challenges and opportunities facing the City
DP ACTION: 4.4.1.05 Undertake activities in Local Government week aimed at increasing the community's understanding of the role and responsibility of Local Government

FUNCTION	POSITION	17/18	18/19	19/20	20/21
Leadership & Governance	Executive Support Officer	Yes	Yes	Yes	Yes

DP Performance Indicator(s)	Comment	KPI Status
1. Activities undertaken	Annual Tree Giveaway was conducted during Local Government Week in August 2017.	

OP ACTION: L69 Participation in Local Government Week aimed at increasing community knowledge of Council's role within the community

FUNCTION	POSITION	TARGET DATE	COMPLETED DATE	MEASURE	COMMENTS	KPI STATUS
Leadership & Governance	Executive Support Officer	30-Jun-2018		1. Mayor For The Day conducted each year	No nominations received.	
				2. Two programs are achieved per year	Local Government Week's activities held in August 2017 consisted of the annual tree giveaway	

DP ACTION: 4.4.1.06 Educate the community in relation to issues and opportunities impacting upon Council and the community

FUNCTION	POSITION	17/18	18/19	19/20	20/21
Customer Relations	Communication & Community Engagement Coordinator	Yes	Yes	Yes	Yes

DP Performance Indicator(s)	Comment	KPI Status
1. Number of easy to read fact sheets developed	No new easy read fact sheets developed during July 2017 to June 2018. Fact sheets were available on Council's website during July 2017 to June 2018. Community was constantly informed via media releases, social media, live stream of Council meetings, business papers and written summaries of Council meeting outcomes.	

Completed In Progress Ongoing Deferred Not Commenced Not Achieved

OP ACTION: L70 Easy to read and accessible fact sheets on Council services, financial position, asset management and other business are developed and made available to the community in a variety of formats

FUNCTION	POSITION	TARGET DATE	COMPLETED DATE	MEASURE	COMMENTS	KPI STATUS
Customer Relations	Communication & Community Engagement Coordinator	30-Jun-2018		1. Number of fact sheets available	No data available to report for July 2017 to June 208. Fact sheets were available on Council's website during July 2017 to June 2018. Community was constantly informed via media releases, social media, live stream of Council meetings, business papers and written summaries of Council meeting outcomes.	
				2. Frequently Asked Questions are promoted on Council's website	Frequently Asked Questions are available on Council's website when required for specific community engagement on projects or key issues. The community is constantly informed via media releases, social media, live stream of Council meetings, business papers and written summaries of Council meeting outcomes.	

DP ACTION: 4.4.1.07 Actively participate in undertaking presentations for community groups and associations in relation to Council activities, projects, challenges and opportunities

FUNCTION	POSITION	17/18	18/19	19/20	20/21
Leadership & Governance	Communication & Community Engagement Coordinator	Yes	Yes	Yes	Yes

DP Performance Indicator(s)	Comment	KPI Status
1. Number of presentations made	Presentations to community are untaken on an as required basis. Community is also constantly informed via media releases, social media, live stream of Council meetings, business papers and written summaries of Council meeting outcomes.	

Completed In Progress Ongoing Deferred Not Commenced Not Achieved

OP ACTION: L71 Presentations provided to community groups and associations about Council activities, projects, challenges and opportunities

FUNCTION	POSITION	TARGET DATE	COMPLETED DATE	MEASURE	COMMENTS	KPI STATUS
Leadership & Governance	Communication & Community Engagement Coordinator	30-Jun-2018		1. Four presentations undertaken annually	Presentations to community are untaken on an as required basis. Community is also constantly informed via media releases, social media, live stream of Council meetings, business papers and written summaries of Council meeting outcomes.	

Completed In Progress Ongoing Deferred Not Commenced Not Achieved

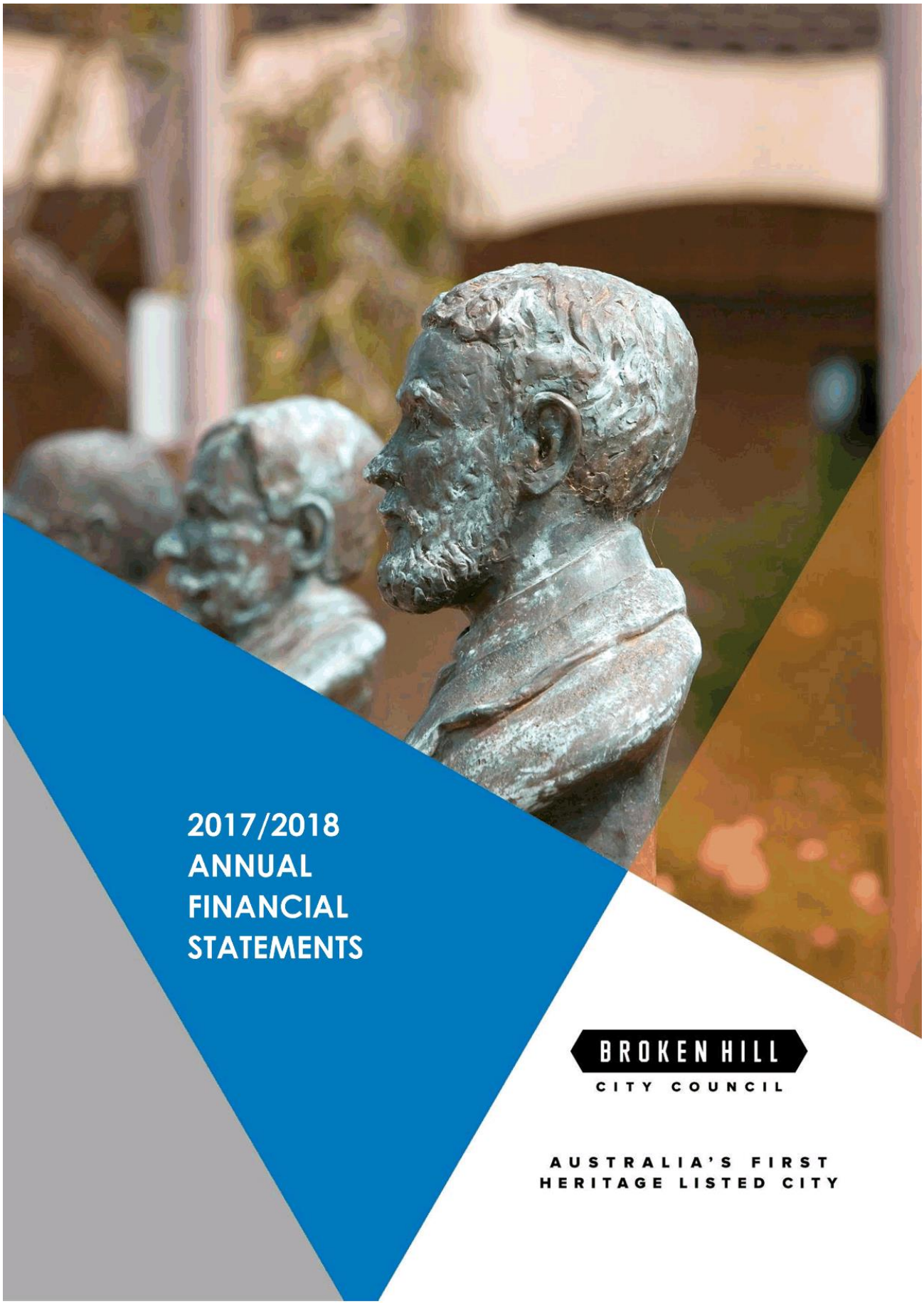

2017/2018 ANNUAL FINANCIAL STATEMENTS

BROKEN HILL
CITY COUNCIL

AUSTRALIA'S FIRST
HERITAGE LISTED CITY

BROKEN HILL
CITY COUNCIL

QUALITY CONTROL		
TRIM REFERENCES	D18/57289 18/92	
KEY DIRECTION	4. Our Leadership	
OBJECTIVE	4.1 Openness and Transparency in Decision Making	
FUNCTION	Financial Management	
STRATEGY	4.1.1.09 Financial Statements are prepared on an annual basis in accordance with accounting standards and accounting codes	
RESPONSIBLE OFFICER	General Manager	
REVIEW DATE	July 2019	
COMPANY	Broken Hill City Council	
PHONE NUMBER	08 8080 3300	
EMAIL ADDRESS FOR ENQUIRIES ONLY	council@brokenhill.nsw.gov.au	
DATE	ACTION	MINUTE NO.
29 August 2018	Draft Financial Statements presented to Council	45883
19 October 2018	Draft Financial Statements reviewed by Audit Committee	N/A
28 November 2018	Adopted by Council	
NOTES	© Copyright Broken Hill City Council 2018	
ASSOCIATED DOCUMENTS	Long Term Financial Plan 2018-2027 Annual Report 2017/2018	

Annual Financial Statements 2017/2018

Council of the City of Broken Hill

GENERAL PURPOSE FINANCIAL STATEMENTS
for the year ended 30 June 2018

"... is a vibrant, prosperous and culturally rich Heritage City shared with visitors from around the world."

BROKEN HILL
CITY COUNCIL

Council of the City of Broken Hill

General Purpose Financial Statements
for the year ended 30 June 2018

Contents

	Page
1. Understanding Council's Financial Statements	2
2. Statement by Councillors and Management	3
3. Primary Financial Statements:	
– Income Statement	4
– Statement of Comprehensive Income	5
– Statement of Financial Position	6
– Statement of Changes in Equity	7
– Statement of Cash Flows	8
4. Notes to the Financial Statements	9
5. Independent Auditor's Reports:	
– On the Financial Statements (Sect 417 [2])	66
– On the Conduct of the Audit (Sect 417 [3])	69

Overview

Council of the City of Broken Hill is constituted under the Local Government Act 1993 (NSW) and has its principal place of business at:

240 Blende Street
Broken Hill NSW 2880

Council's guiding principles are detailed in Chapter 3 of the LGA and includes:

- principles applying to the exercise of functions generally by council,
- principles to be applied when making decisions,
- principles of community participation,
- principles of sound financial management, and
- principles for strategic planning relating to the development of an integrated planning and reporting framework.

A description of the nature of Council's operations and its principal activities are provided in Note 2(b).

Through the use of the internet, we have ensured that our reporting is timely, complete and available at minimum cost. All press releases, financial statements and other information are publicly available on our website: council@brokenhill.nsw.gov.au.

Council of the City of Broken Hill

General Purpose Financial Statements
for the year ended 30 June 2018

Understanding Council's financial statements

Introduction

Each year, individual local governments across New South Wales are required to present a set of audited financial statements to their council and community.

What you will find in the statements

The financial statements set out the financial performance, financial position and cash flows of Council for the financial year ended 30 June 2018.

The format of the financial statements is standard across all NSW Councils and complies with both the accounting and reporting requirements of Australian Accounting Standards and requirements as set down by the Office of Local Government.

About the Councillor/Management Statement

The financial statements must be certified by senior staff as 'presenting fairly' the Council's financial results for the year and are required to be adopted by Council – ensuring both responsibility for and ownership of the financial statements.

About the primary financial statements

The financial statements incorporate five 'primary' financial statements:

1. The Income Statement

Summarises Council's financial performance for the year, listing all income and expenses.

This statement also displays Council's original adopted budget to provide a comparison between what was projected and what actually occurred.

2. The Statement of Comprehensive Income

Primarily records changes in the fair value of Council's Infrastructure, Property, Plant and Equipment.

3. The Statement of Financial Position

A 30 June snapshot of Council's financial position indicating its assets, liabilities and "net wealth".

4. The Statement of Changes in Equity

The overall change for the year (in dollars) of Council's "net wealth".

5. The Statement of Cash Flows

Indicates where Council's cash came from and where it was spent. This statement also displays Council's original adopted budget to provide a comparison between what was projected and what actually occurred.

About the Notes to the Financial Statements

The Notes to the Financial Statements provide greater detail and additional information on the five primary financial statements.

About the Auditor's Reports

Council's annual financial statements are required to be audited by the NSW Audit Office. In NSW the auditor provides 2 audit reports:

1. an opinion on whether the financial statements present fairly the Council's financial performance and position, and
2. their observations on the conduct of the audit, including commentary on the Council's financial performance and financial position.

Who uses the financial statements?

The financial statements are publicly available documents and must be presented at a Council meeting between seven days and five weeks after the date of the Audit Report.

The public can make submissions to Council up to seven days subsequent to the public presentation of the financial statements.

Council is required to forward an audited set of financial statements to the Office of Local Government.

Council of the City of Broken Hill

General Purpose Financial Statements
for the year ended 30 June 2018

Statement by Councillors and Management
made pursuant to Section 413(2)(c) of the *Local Government Act 1993 (NSW)* (as amended)

The attached General Purpose Financial Statements have been prepared in accordance with:

- the *Local Government Act 1993 (NSW)* (as amended) and the regulations made thereunder,
- the Australian Accounting Standards and other pronouncements of the Australian Accounting Standards Board
- the Local Government Code of Accounting Practice and Financial Reporting.

To the best of our knowledge and belief, these financial statements:

- present fairly the Council's operating result and financial position for the year,
- accord with Council's accounting and other records.

We are not aware of any matter that would render these statements false or misleading in any way.

Signed in accordance with a resolution of Council made on 29 August 2018.

Darriea Turley AM
Mayor
29 August 2018

Marion Browne
Councillor
29 August 2018

James Roncon
General Manager
29 August 2018

Jay Nankivell
Responsible Accounting Officer
29 August 2018

Council of the City of Broken Hill

Income Statement
for the year ended 30 June 2018

Original unaudited budget 2018	$ '000	Notes	Actual 2018	Actual 2017
	Income from continuing operations			
	Revenue:			
17,264	Rates and annual charges	3a	17,068	17,498
3,462	User charges and fees	3b	3,840	3,985
1,015	Interest and investment revenue	3c	924	831
504	Other revenues	3d	518	829
6,363	Grants and contributions provided for operating purposes	3e,f	6,283	9,403
3,639	Grants and contributions provided for capital purposes	3e,f	97	4,287
	Other income:			
211	Net gains from the disposal of assets	5	29	–
32,458	Total income from continuing operations		28,759	36,833
	Expenses from continuing operations			
13,958	Employee benefits and on-costs	4a	13,748	14,384
504	Borrowing costs	4b	629	493
5,741	Materials and contracts	4c	8,550	6,138
6,431	Depreciation and amortisation	4d	7,799	6,623
4,005	Other expenses	4e	4,117	4,116
–	Net losses from the disposal of assets	5	–	10,430
–	Revaluation decrement / impairment of IPP&E	4d	–	887
30,639	Total expenses from continuing operations		34,843	43,071
1,819	Operating result from continuing operations		**(6,084)**	**(6,238)**
1,819	Net operating result for the year		(6,084)	(6,238)
1,819	Net operating result attributable to Council		(6,084)	(6,238)
(1,820)	Net operating result for the year before grants and contributions provided for capital purposes		(6,181)	(10,525)

This statement should be read in conjunction with the accompanying notes.

Council of the City of Broken Hill

Statement of Comprehensive Income
for the year ended 30 June 2018

$ '000	Notes	2018	2017
Net operating result for the year (as per Income Statement)		**(6,084)**	**(6,238)**
Other comprehensive income:			
Amounts that will not be reclassified subsequently to the operating result			
Gain (loss) on revaluation of IPP&E	9a	–	(11,848)
Total items which will not be reclassified subsequently to the operating result		**–**	**(11,848)**
Amounts that will be reclassified subsequently to the operating result when specific conditions are met			
Nil			
Total other comprehensive income for the year		**–**	**(11,848)**
Total comprehensive income for the year		(6,084)	(18,086)
Total comprehensive income attributable to Council		(6,084)	(18,086)

This statement should be read in conjunction with the accompanying notes.

Council of the City of Broken Hill

Statement of Financial Position
as at 30 June 2018

$ '000	Notes	2018	2017
ASSETS			
Current assets			
Cash and cash equivalents	6a	27,509	19,800
Investments	6b	1,000	2,000
Receivables	7	4,766	2,942
Inventories	8	115	84
Other	8	155	229
Total current assets		**33,545**	**25,055**
Non-current assets			
Receivables	7	75	128
Infrastructure, property, plant and equipment	9	213,974	216,869
Total non-current assets		**214,049**	**216,997**
TOTAL ASSETS		247,594	242,052
LIABILITIES			
Current liabilities			
Payables	10	5,758	2,551
Income received in advance	10	139	38
Borrowings	10	628	734
Provisions	11	4,269	4,928
Total current liabilities		**10,794**	**8,251**
Non-current liabilities			
Borrowings	10	13,075	3,576
Provisions	11	6,141	6,557
Total non-current liabilities		**19,216**	**10,133**
TOTAL LIABILITIES		30,010	18,384
Net assets		217,584	223,668
EQUITY			
Accumulated surplus	12	108,767	114,851
Revaluation reserves	12	108,817	108,817
Total equity		217,584	223,668

This statement should be read in conjunction with the accompanying notes.

Council of the City of Broken Hill

Statement of Changes in Equity
for the year ended 30 June 2018

$ '000	Notes	2018 Accumulated surplus	IPP&E revaluation reserve	Total equity	2017 Accumulated surplus	IPP&E revaluation reserve	Total equity
Opening balance		114,851	108,817	**223,668**	121,089	120,665	**241,754**
Net operating result for the year		**(6,084)**	**–**	**(6,084)**	**(6,238)**	**–**	**(6,238)**
Other comprehensive income							
– Gain (loss) on revaluation of IPP&E	9a	–	–	**–**	–	(11,848)	**(11,848)**
Other comprehensive income		**–**	**–**	**–**	**–**	**(11,848)**	**(11,848)**
Total comprehensive income		**(6,084)**	**–**	**(6,084)**	**(6,238)**	**(11,848)**	**(18,086)**
Equity – balance at end of the reporting period		**108,767**	**108,817**	**217,584**	**114,851**	**108,817**	**223,668**

This statement should be read in conjunction with the accompanying notes.

Council of the City of Broken Hill

Statement of Cash Flows
for the year ended 30 June 2018

Original unaudited budget 2018	$ '000	Notes	Actual 2018	Actual 2017
	Cash flows from operating activities			
	Receipts:			
16,746	Rates and annual charges		17,060	17,232
3,358	User charges and fees		2,097	3,608
503	Investment and interest revenue received		888	571
9,702	Grants and contributions		6,380	13,690
–	Bonds, deposits and retention amounts received		2	24
489	Other		3,652	2,036
	Payments:			
(13,539)	Employee benefits and on-costs		(13,568)	(14,756)
(5,569)	Materials and contracts		(10,689)	(6,592)
(504)	Borrowing costs		(530)	(434)
(3,885)	Other		(3,152)	(3,210)
7,301	**Net cash provided by operating activities**	13b	2,140	12,169
	Cash flows from investing activities			
	Receipts:			
–	Sale of investment securities		1,004	378
211	Sale of infrastructure, property, plant and equipment		196	1,817
–	Deferred debtors receipts		47	–
	Payments:			
(15,000)	Purchase of investment securities		–	(2,189)
(9,760)	Purchase of infrastructure, property, plant and equipment		(5,071)	(9,166)
–	Deferred debtors and advances made		–	(5)
(24,549)	**Net cash used in investing activities**		(3,824)	(9,165)
	Cash flows from financing activities			
	Receipts:			
10,000	Proceeds from borrowings and advances		13,400	–
	Payments:			
(783)	Repayment of borrowings and advances		(4,007)	(1,547)
9,217	**Net cash flow provided by financing activities**		9,393	(1,547)
(8,031)	**Net increase/(decrease) in cash and cash equivalents**		7,709	1,457
–	Plus: **cash and cash equivalents – beginning of year**	13a	19,800	18,343
(8,031)	**Cash and cash equivalents – end of the year**	13a	27,509	19,800
	Additional Information:			
	plus: **Investments on hand – end of year**	6b	1,000	2,000
	Total cash, cash equivalents and investments		28,509	21,800

This statement should be read in conjunction with the accompanying notes.

Council of the City of Broken Hill

Notes to the Financial Statements
for the year ended 30 June 2018

Contents of the notes accompanying the financial statements

Note	Details	Page
1	Basis of preparation	10
2(a)	Council functions/activities – financial information	13
2(b)	Council functions/activities – component descriptions	14
3	Income from continuing operations	15
4	Expenses from continuing operations	20
5	Gains or losses from the disposal of assets	25
6(a)	Cash and cash equivalent assets	25
6(b)	Investments	26
6(c)	Restricted cash, cash equivalents and investments – details	27
7	Receivables	28
8	Inventories and other assets	29
9(a)	Infrastructure, property, plant and equipment	30
9(b)	Infrastructure, property, plant and equipment – current year impairments	32
10	Payables and borrowings	33
11	Provisions	36
12	Accumulated surplus, revaluation reserves, changes in accounting policies, changes in accounting estimates and errors	40
13	Statement of cash flows – additional information	40
14	Commitments for expenditure	41
15	Contingencies and other liabilities/assets not recognised	42
16	Financial risk management	46
17	Material budget variations	50
18	Fair value measurement	52
19	Related party transactions	60
20	Statement of developer contributions	61
21(a)	Statement of performance measures – consolidated results	62
	Additional council disclosures (unaudited)	
21(b)	Statement of performance measures – consolidated results (graphs)	64

Council of the City of Broken Hill

Notes to the Financial Statements
for the year ended 30 June 2018

Note 1. Basis of preparation

These financial statements were authorised for issue by Council on 29/08/2018.

Council has the power to amend and reissue these financial statements.

The principal accounting policies adopted in the preparation of these financial statements are set out below. These policies have been consistently applied to all the years presented, unless otherwise stated.

Basis of preparation

These general purpose financial statements have been prepared in accordance with Australian Accounting Standards and Australian Accounting Interpretations, the *Local Government Act 1993 (NSW)* and Regulations, and the Local Government Code of Accounting Practice and Financial Reporting. Council is a not-for-profit entity for the purpose of preparing these financial statements.

The financial statements are presented in Australian dollars and are rounded to the nearest thousand dollars.

Full dollars have been used in Note 19 Related party disclosures in relation to the disclosure of specific related party transactions.

Unless otherwise indicated, all amounts disclosed in the financial statements are actual amounts.

Specific budgetary amounts have been included for comparative analysis (to actuals) in the following reports and notes:

- Income statement
- Statement of cash flows
- Note 17 – Material budget variations

and are clearly marked.

(a) New and amended standards adopted by Council

There have been no new (or amended) accounting standards adopted by Council in this year's financial statements which have had any material impact on reported financial position, performance or cash flows.

(b) Historical cost convention

These financial statements have been prepared under the historical cost convention, as modified by the revaluation of certain financial assets and liabilities and certain classes of infrastructure, property, plant and equipment and investment property.

(c) Significant accounting estimates and judgements

The preparation of financial statements requires the use of certain critical accounting estimates. It also requires management to exercise its judgement in the process of applying the Council's accounting policies.

Estimates and judgements are continually evaluated and are based on historical experience and other factors, including expectations of future events that may have a financial impact on the Council and that are believed to be reasonable under the circumstances.

Critical accounting estimates and assumptions

Council makes estimates and assumptions concerning the future. The resulting accounting estimates will, by definition, seldom equal the related actual results. The estimates and assumptions that have a significant risk

Council of the City of Broken Hill

Notes to the Financial Statements
for the year ended 30 June 2018

Note 1. Basis of preparation (continued)

of causing a material adjustment to the carrying amounts of assets and liabilities within the next financial year include:

(i) estimated fair values of infrastructure, property, plant and equipment

(ii) estimated tip remediation provisions

(iii) employee benefit provisions

Significant judgements in applying the Council's accounting policies

(iv) Impairment of receivables

Council has made a significant judgement about the impairment of a number of its receivables in Note 7.

Monies and other assets received by Council

(a) The Consolidated Fund

In accordance with the provisions of Section 409(1) of the *Local Government Act 1993 (NSW)*, all money and other assets received by Council is held in the Council's Consolidated Fund unless it is required to be held in the Council's Trust Fund.

Cash and other assets of the following entities have been included as part of the Consolidated Fund:

- General purpose operations
- Waste Management operations
- Civic Centre operations
- Airport operations

(b) The Trust Fund

In accordance with the provisions of Section 411 of the Local Government Act 1993 (NSW) (as amended), a separate and distinct Trust Fund is maintained to account for all money and other assets received by the Council in trust which must be applied only for the purposes of, or in accordance with the trusts relating to those monies. Trust monies and other assets subject to Council's control have been included in these reports.

Goods and Services Tax (GST)

Revenues, expenses and assets are recognised net of the amount of associated GST, unless the GST incurred is not recoverable from the taxation authority. In this case it is recognised as part of the cost of acquisition of the asset or as part of the expense.

Receivables and payables are stated inclusive of the amount of GST receivable or payable. The net amount of GST recoverable from, or payable to the taxation authority is included with other receivables or payables in the Statement of Financial Position.

Cash flows are presented on a gross basis. The GST components of cash flows arising from investing or financing activities which that are recoverable from, or payable to the taxation authority are presented as operating cash flows.

Council of the City of Broken Hill

Notes to the Financial Statements
for the year ended 30 June 2018

Note 1. Basis of preparation (continued)

New accounting standards and interpretations issued not yet effective

Certain new accounting standards and interpretations have been published that are not mandatory for the current reporting period and which have not been applied.

As at the date of authorisation of these financial statements, Council does not consider that any of those standards are likely to have a material impact on the Council's future financial statements, financial position, financial performance or cash flows.

Council has not elected to apply any pronouncements before their operative date in these financial statements.

Council of the City of Broken Hill

Notes to the Financial Statements
for the year ended 30 June 2018

Note 2(a). Council functions/activities – financial information

$ '000	Income, expenses and assets have been directly attributed to the following functions/activities. Details of these functions/activities are provided in Note 2(b).									
Functions/activities	Income from continuing operations		Expenses from continuing operations		Operating result from continuing operations		Grants included in income from continuing operations		Total assets held (current and non-current)	
	2018	2017	**2018**	2017	**2018**	2017	**2018**	2017	**2018**	2017
Our Community	1,852	5,482	15,621	24,942	(13,769)	(19,460)	1,136	3,781	194,140	186,391
Our Economy	1,384	5,432	4,540	4,849	(3,156)	583	528	3,654	9,705	9,706
Our Environment	4,498	4,138	4,373	4,241	125	(103)	21	26	5,698	5,727
Our Leadership	21,025	21,781	10,309	9,039	10,716	12,742	4,604	5,999	38,051	40,228
Total functions and activities	**28,759**	**36,833**	**34,843**	**43,071**	**(6,084)**	**(6,238)**	**6,289**	**13,460**	**247,594**	**242,052**

Council of the City of Broken Hill

Notes to the Financial Statements
for the year ended 30 June 2018

Note 2(b). Council functions/activities – component descriptions

Details relating to the Council's functions/activities as reported in Note 2(a) are as follows:

Our Community

Our Community is our people and how we can work together to ensure we position ourselves to retain our sense of identity, our health, wellbeing, social inclusion and connectedness.

Our Economy

In order to reduce our reliance on the mining industry, the community identified strategies that reflect a commitment and determination to expand our thinking and adapt to remain relevant in the world as it is today. This means building on existing economic platforms, like art, culture and tourism, and building on new opportunities such as technology, renewable energies and education.

Our Environment

Our environment relates to the conservation and preservation of the natural environment and the greater reduction of the human impact on the surrounding environment to ensure a sustainable and healty community.

Our Leadership

Community leadership is essential to ensure the goal and objectives of the Broken Hill City Council's long term plan are achieved. Our leadership is a coordinated approach to add value and ownership of the Community Stratedgic Plan.

Council of the City of Broken Hill

Notes to the Financial Statements
for the year ended 30 June 2018

Note 3. Income from continuing operations

$ '000	2018	2017
(a) Rates and annual charges		
Ordinary rates		
Residential	8,771	9,250
Farmland	21	21
Mining	2,255	2,352
Business	3,428	3,364
Less: rates levied on council properties	(74)	(81)
Total ordinary rates	**14,401**	**14,906**
Annual charges (pursuant to s.496, s.496A, s.496B, s.501 & s.611)		
Domestic waste management services	2,667	2,592
Total annual charges	**2,667**	**2,592**
TOTAL RATES AND ANNUAL CHARGES	17,068	17,498

Council has used 2016 year valuations provided by the NSW Valuer General in calculating its rates.

Accounting policy for rates and annual charges

Rates, annual charges, grants and contributions (including developer contributions) are recognised as revenue when the Council obtains control over the assets comprising these receipts. Developer contributions may only be expended for the purposes for which the contributions were required, but the Council may apply contributions according to the priorities established in work schedules.

Control over assets acquired from rates and annual charges is obtained at the commencement of the rating year as it is an enforceable debt linked to the rateable property or, where earlier, upon receipt of the rates.

Council of the City of Broken Hill

Notes to the Financial Statements
for the year ended 30 June 2018

Note 3. Income from continuing operations (continued)

$ '000	2018	2017
(b) User charges and fees		
Specific user charges (per s.502 – specific 'actual use' charges)		
Waste management services (non-domestic)	691	701
Total specific user charges	**691**	**701**
Other user charges and fees		
(i) Fees and charges – statutory and regulatory functions (per s.608)		
Animal control	45	32
Inspection services	50	58
Private works – section 67	725	832
Regulatory/ statutory fees	137	127
Section 149 certificates (EPA Act)	71	73
Section 603 certificates	35	30
Other	46	18
Total fees and charges – statutory/regulatory	**1,109**	**1,170**
(ii) Fees and charges – other (incl. general user charges (per s.608))		
Art gallery	57	76
Airport	588	722
Burial fees	177	189
Community services and aged care fees	242	234
Land development	68	67
Living desert fees	176	165
Museum	–	44
Parking fees	40	–
Public halls	19	103
Royalties	93	82
Swimming centre / pool	26	14
Tourism and area promotion	199	226
Waste disposal tipping fees	289	165
Other	66	27
Total fees and charges – other	**2,040**	**2,114**
TOTAL USER CHARGES AND FEES	3,840	3,985

Accounting policy for user charges and fees

User charges and fees are recognised as revenue when the service has been provided.

Council of the City of Broken Hill

Notes to the Financial Statements
for the year ended 30 June 2018

Note 3. Income from continuing operations (continued)

$ '000	2018	2017
(c) Interest and investment revenue (including losses)		
Interest		
– Overdue rates and annual charges (incl. special purpose rates)	150	149
– Cash and investments	770	493
Fair value adjustments		
– Fair valuation movements in investments (at fair value or held for trading)	4	189
TOTAL INTEREST AND INVESTMENT REVENUE	924	831
Interest revenue is attributable to:		
Unrestricted investments/financial assets:		
Overdue rates and annual charges (general fund)	150	149
General Council cash and investments	760	675
Restricted investments/funds – external:		
Development contributions		
– Section 7.11	14	7
Total interest and investment revenue recognised	**924**	**831**

Accounting policy for interest and investment revenue
Interest income is recognised using the effective interest rate at the date that interest is earned.

(d) Other revenues		
Legal fees recovery – rates and charges (extra charges)	168	160
Commissions and agency fees	48	61
Diesel rebate	17	20
Insurance claim recoveries	33	61
Sales – general	53	148
Sundry income	199	379
TOTAL OTHER REVENUE	518	829

Accounting policy for other revenue
Council recognises revenue when the amount of revenue can be reliably measured, it is probable that future economic benefits will flow to the Council and specific criteria have been met for each of the Council's activities as described below. Council bases its estimates on historical results, taking into consideration the type of customer, the type of transaction and the specifics of each arrangement.

Parking fees and fines are recognised as revenue when the service has been provided, or when the penalty has been applied, whichever occurs first.

Rental income is accounted for on a straight-line basis over the lease term.

Miscellaneous sales are recognised when physical possession has transferred to the customer which is deemed to be the point of transfer of risks and rewards.

Other income is recorded when the payment is due, the value of the payment is notified, or the payment is received, whichever occurs first.

Council of the City of Broken Hill

Notes to the Financial Statements
for the year ended 30 June 2018

Note 3. Income from continuing operations (continued)

$ '000	2018 Operating	2017 Operating	2018 Capital	2017 Capital
(e) Grants				
General purpose (untied)				
Current year allocation				
Financial assistance – general component	4,242	5,657	–	–
Financial assistance – local roads component	251	722	–	–
Other				
Pensioners' rates subsidies – general component	332	342	–	–
Total general purpose	**4,825**	**6,721**	**–**	**–**
Specific purpose				
Pensioners' rates subsidies:				
– Domestic waste management	1	–	–	–
Aged care	–	931	–	–
Animal control	–	10	–	–
Art gallery	533	103	–	–
Community centres	–	–	655	–
Economic development	–	5	–	3,430
Heritage and cultural	27	20	200	–
Library	247	170	–	200
Library – special projects	–	–	(2,310)	–
Noxious weeds	87	6	–	–
Parks and reserves and horticulture	–	–	180	410
Recreation and culture	–	8	89	–
Street lighting	–	105	–	–
Transport (roads to recovery)	28	875	–	–
Transport (other roads and bridges funding)	478	219	1,249	247
Total specific purpose	**1,401**	**2,452**	**63**	**4,287**
Total grants	**6,226**	**9,173**	**63**	**4,287**
Grant revenue is attributable to:				
– Commonwealth funding	4,985	6,379	1,449	3,430
– State funding	1,232	2,771	924	857
– Other funding	9	23	(2,310)	–
	6,226	**9,173**	**63**	**4,287**

Council of the City of Broken Hill

Notes to the Financial Statements
for the year ended 30 June 2018

Note 3. Income from continuing operations (continued)

$ '000	2018 Operating	2017 Operating	2018 Capital	2017 Capital
(f) Contributions				
Other contributions:				
Cash contributions				
Aged and disabled services	–	13	–	–
Heritage/cultural	1	1	–	–
Recreation and culture	32	29	–	–
RMS contributions (regional roads, block grant)	–	101	–	–
Tourism	6	12	–	–
Other	18	74	34	–
Total other contributions – cash	**57**	**230**	**34**	**–**
Total other contributions	**57**	**230**	**34**	**–**
Total contributions	57	230	34	–
TOTAL GRANTS AND CONTRIBUTIONS	6,283	9,403	97	4,287

Accounting policy for contributions

Control over grants and contributions is normally obtained upon their receipt (or acquittal) and is valued at the fair value of the granted or contributed asset at the date of transfer.

Where grants or contributions recognised as revenues during the financial year were obtained on condition that they be expended in a particular manner or used over a particular period and those conditions were un-discharged at reporting date, the unused grant or contribution is disclosed above.

A liability is recognised in respect of revenue that is reciprocal in nature to the extent that the requisite service has not been provided at reporting date.

$ '000	2018	2017
(g) Unspent grants and contributions		
Certain grants and contributions are obtained by Council on condition that they be spent in a specified manner:		
Operating grants		
Unexpended at the close of the previous reporting period	7,095	4,505
Add: operating grants recognised in the current period but not yet spent	4,252	3,683
Less: operating grants recognised in a previous reporting period now spent	(3,967)	(1,093)
Unexpended and held as restricted assets (operating grants)	7,380	7,095

Council of the City of Broken Hill

Notes to the Financial Statements
for the year ended 30 June 2018

Note 4. Expenses from continuing operations

$ '000	2018	2017
(a) Employee benefits and on-costs		
Salaries and wages	9,121	9,286
Employee termination costs (where material – other than vested leave paid)	18	997
Travel expenses	219	165
Employee leave entitlements (ELE)	2,581	2,354
Superannuation	1,211	1,213
Workers' compensation insurance	410	342
Fringe benefit tax (FBT)	19	17
Training costs (other than salaries and wages)	207	209
Other	102	65
Total employee costs	**13,888**	**14,648**
Less: capitalised costs	(140)	(264)
TOTAL EMPLOYEE COSTS EXPENSED	13,748	14,384

Accounting policy for employee benefits and on-costs
Employee benefit expenses are recorded when the service has been provided by the employee.

Retirement benefit obligations
All employees of the Council are entitled to benefits on retirement, disability or death. Council contributes to various defined benefit plans and defined contribution plans on behalf of its employees.

Superannuation plans
Contributions to defined contribution plans are recognised as an expense as they become payable. Prepaid contributions are recognised as an asset to the extent that a cash refund or a reduction in the future payments is available.

Council participates in a Defined Benefit Plan under the Local Government Superannuation Scheme, however, when sufficient information to account for the plan as a defined benefit is not available and therefore Council accounts for its obligations to defined benefit plans on the same basis as its obligations to defined contribution plans, i.e. as an expense when it becomes payable – refer to Note 15 for more information.

(b) Borrowing costs		2018	2017
(i) Interest bearing liability costs			
Interest on loans		629	422
Total interest bearing liability costs expensed		**629**	**422**
(ii) Other borrowing costs			
Discount adjustments relating to movements in provisions (other than ELE)			
– Remediation liabilities	11	–	71
Total other borrowing costs		**–**	**71**
TOTAL BORROWING COSTS EXPENSED		629	493

Accounting policy for borrowing costs
Borrowing costs incurred for the construction of any qualifying asset are capitalised during the period of time that is required to complete and prepare the asset for its intended use or sale. Other borrowing costs are expensed.

Council of the City of Broken Hill

Notes to the Financial Statements
for the year ended 30 June 2018

Note 4. Expenses from continuing operations (continued)

$ '000	2018	2017
(c) Materials and contracts		
Raw materials and consumables	2,324	2,177
Contractor and consultancy costs	3,303	3,645
Auditors remuneration [2]	66	53
Legal expenses:		
– Legal expenses: debt recovery	174	121
– Legal expenses: other	2,647	109
Operating leases:		
– Operating lease rentals: minimum lease payments [1]	36	33
TOTAL MATERIALS AND CONTRACTS	8,550	6,138

Operating leases

Leases in which a significant portion of the risks and rewards of ownership are not transferred to Council as lessee are classified as operating leases. Payments made under operating leases (net of any incentives received from the lessor) are charged to the income statement on a straight-line basis over the period of the lease.

1. Operating lease payments are attributable to:

Other	36	33
	36	**33**

2. Auditor remuneration

During the year the following fees were paid or payable for services provided by the auditor of Council, related practices and non-related audit firms

Auditors of the Council – NSW Auditor-General:

(i) Audit and other assurance services		
Audit and review of financial statements	66	53
Remuneration for audit and other assurance services	**66**	**53**
Total Auditor-General remuneration	**66**	**53**
Total Auditor remuneration	**66**	**53**

Council of the City of Broken Hill

Notes to the Financial Statements
for the year ended 30 June 2018

Note 4. Expenses from continuing operations (continued)

$ '000	Notes	2018	2017
(d) Depreciation, amortisation and impairment			
Depreciation and amortisation			
Plant and equipment		451	468
Office equipment		13	21
Furniture and fittings		74	82
Infrastructure:			
– Buildings – non-specialised		2,247	2,263
– Buildings – specialised		127	101
– Other structures		574	55
– Roads		3,391	2,903
– Footpaths		331	301
– Stormwater drainage		186	169
– Swimming pools		189	107
– Other open space/recreational assets		185	122
Other assets:			
– Other		2	2
Reinstatement, rehabilitation and restoration assets:			
– Tip assets	9 & 11	29	29
Total depreciation and amortisation costs		7,799	6,623

Council of the City of Broken Hill

Notes to the Financial Statements
for the year ended 30 June 2018

Note 4. Expenses from continuing operations (continued)

$ '000	2018	2017
(d) Depreciation, amortisation and impairment (continued)		
Impairment / revaluation decrement of IPP&E		
Operational land	–	47
Infrastructure:		
– Buildings – non-specialised	–	840
Total IPP&E impairment / revaluation decrement costs / (reversals)	**–**	**887**
TOTAL DEPRECIATION, AMORTISATION AND IMPAIRMENT / REVALUATION DECREMENT COSTS EXPENSED	7,799	7,510

Accounting policy for depreciation, amortisation and impairment expenses

Depreciation and amortisation

Depreciation and amortisation are calculated using the straight line method to allocate their cost, net of their residual values, over their estimated useful lives. Useful lives are included in Note 9 for IPPE assets.

Impairment of non-financial assets

Other assets are tested for impairment whenever events or changes in circumstances indicate that the carrying amount may not be recoverable. An impairment loss is recognised for the amount by which the asset's carrying amount exceeds its recoverable amount. The recoverable amount is the higher of an asset's fair value less costs to sell and value in use.

For the purposes of assessing impairment, assets are grouped at the lowest levels for which there are separately identifiable cash inflows that are largely independent of the cash inflows from other assets or groups of assets (cash-generating units). Non-financial assets that suffered an impairment are reviewed for possible reversal of the impairment at each reporting date.

Impairment losses for revalued assets are firstly offset against the amount in the revaluation surplus for the class of asset, with only the excess to be recognised in the Income Statement.

Impairment of financial assets

Council assesses at the end of each reporting period whether there is objective evidence that a financial asset or group of financial assets is impaired. A financial asset or a group of financial assets is impaired and impairment losses are incurred only if there is objective evidence of impairment as a result of one or more events that occurred after the initial recognition of the asset (a 'loss event') and that loss event (or events) has an impact on the estimated future cash flows of the financial asset or group of financial assets that can be reliably estimated.

Council of the City of Broken Hill

Notes to the Financial Statements
for the year ended 30 June 2018

Note 4. Expenses from continuing operations (continued)

$ '000	2018	2017
(e) Other expenses		
Advertising	82	128
Bad and doubtful debts	51	110
Bank charges	70	66
Contributions/levies to other levels of government	509	495
Councillor expenses – mayoral fee	48	32
Councillor expenses – councillors' fees	165	152
Donations, contributions and assistance to other organisations (Section 356)	241	225
Electricity and heating	540	441
Insurance	412	858
Investment fees	7	5
Internet access	97	39
Postage	59	80
Printing and stationery	100	100
Promotion	40	56
Street lighting	472	380
Subscriptions and publications	155	161
Telephone and communications	110	117
Water charges and consumption	767	649
Other	2	–
Other	190	22
TOTAL OTHER EXPENSES	4,117	4,116

Accounting policy for other expenses

Other expenses are recorded on an accruals basis as the Council receives the goods or services.

Council of the City of Broken Hill

Notes to the Financial Statements
for the year ended 30 June 2018

Note 5. Gains or losses from the disposal of assets

$ '000	Notes	2018	2017
Property (excl. investment property)	9		
Proceeds from disposal – property		–	1,773
Less: carrying amount of property assets sold/written off		–	(11,997)
Net gain/(loss) on disposal		**–**	**(10,224)**
Plant and equipment	9		
Proceeds from disposal – plant and equipment		196	44
Less: carrying amount of plant and equipment assets sold/written off		(167)	(212)
Net gain/(loss) on disposal		**29**	**(168)**
Infrastructure	9		
Less: carrying amount of infrastructure assets sold/written off		–	(38)
Net gain/(loss) on disposal		**–**	**(38)**
Financial assets	6		
Proceeds from disposal/redemptions/maturities – financial assets		–	189
Less: carrying amount of financial assets sold/redeemed/matured		–	(189)
Net gain/(loss) on disposal		**–**	**–**
NET GAIN/(LOSS) ON DISPOSAL OF ASSETS		29	(10,430)

Accounting policy for disposal of assets
The gain or loss on sale of an asset is determined when control of the asset has irrevocably passed to the buyer and the asset is derecognised.

Note 6(a). Cash and cash equivalent assets

Cash and cash equivalents		
Cash on hand and at bank	5,260	330
Cash-equivalent assets		
– Managed funds	7,607	–
– Short-term deposits	14,642	19,470
Total cash and cash equivalents	**27,509**	**19,800**

Accounting policy for cash and cash equivalents
For Statement of Cash Flow presentation purposes, cash and cash equivalents includes cash on hand; deposits held at call with financial institutions; other short-term, highly liquid investments with original maturities of three months or less that are readily convertible to known amounts of cash and which are subject to an insignificant risk of changes in value; and bank overdrafts. Bank overdrafts are shown within borrowings in current liabilities on the Statement of Financial Position.

Council of the City of Broken Hill

Notes to the Financial Statements
for the year ended 30 June 2018

Note 6(b). Investments

$ '000	2018 Current	2018 Non-current	2017 Current	2017 Non-current
Investments				
'Held to maturity'	1,000	–	2,000	–
Total investments	**1,000**	**–**	**2,000**	**–**
TOTAL CASH ASSETS, CASH EQUIVALENTS AND INVESTMENTS	28,509	–	21,800	–
Held to maturity investments				
Long term deposits	1,000	–	2,000	–
Total	**1,000**	**–**	**2,000**	**–**

Accounting policy for investments

Classification
Council classifies its financial assets in the following categories: financial assets at fair value through profit or loss; loans and receivables; held-to-maturity investments; and available-for-sale financial assets. The classification depends on the purpose for which the investments were acquired. Management determines the classification of its investments at initial recognition and, in the case of assets classified as held-to-maturity, re-evaluates this designation at each reporting date.

Held to maturity investments
Held-to-maturity investments are non-derivative financial assets with fixed or determinable payments and fixed maturities that Council's management has the positive intention and ability to hold to maturity. Assets in this category are measured at amortised cost.

Recognition and de-recognition
Regular purchases and sales of financial assets are recognised on trade-date: the date on which Council commits to purchase or sell the asset. Investments are initially recognised at fair value plus transaction costs for all financial assets not carried at fair value through profit or loss. Financial assets carried at fair value through profit or loss are initially recognised at fair value and transaction costs are expensed in the income statement. Investments are derecognised when the rights to receive cash flows from the financial assets have expired or have been transferred and Council has transferred substantially all the risks and rewards of ownership.

When securities classified as available-for-sale are sold, the accumulated fair value adjustments recognised in equity are included in the income statement as gains and losses from investment securities.

Council of the City of Broken Hill

Notes to the Financial Statements
for the year ended 30 June 2018

Note 6(c). Restricted cash, cash equivalents and investments – details

$ '000	2018 Current	2018 Non-current	2017 Current	2017 Non-current
Total cash, cash equivalents and investments	28,509	–	21,800	–
attributable to:				
External restrictions (refer below)	13,395	–	11,338	–
Internal restrictions (refer below)	13,786	–	7,211	–
Unrestricted	1,328	–	3,251	–
	28,509	**–**	**21,800**	**–**

$ '000	2018	2017
Details of restrictions		
External restrictions – included in liabilities		
Bonds reserve	45	45
External restrictions – included in liabilities	45	45
External restrictions – other		
Developer contributions – general	461	447
Specific purpose unexpended grants	7,380	6,648
Domestic waste management	4,986	3,754
Royalties	523	444
External restrictions – other	13,350	11,293
Total external restrictions	13,395	11,338
Internal restrictions		
Infrastructure replacement	21	21
Employees leave entitlement	893	857
Security bonds, deposits and retentions	74	72
Plant purchase reserve	971	942
Other (innovation reserve)	1,000	1,000
Other (infrastructure replacement)	10,000	3,720
Other (regional aquatic centre reserve)	103	103
Other	724	496
Total internal restrictions	**13,786**	**7,211**
TOTAL RESTRICTIONS	27,181	18,549

Council of the City of Broken Hill

Notes to the Financial Statements
for the year ended 30 June 2018

Note 7. Receivables

$ '000	2018 Current	2018 Non-current	2017 Current	2017 Non-current
Purpose				
Rates and annual charges	2,031	–	1,994	–
Interest and extra charges	524	–	475	–
User charges and fees	2,168	–	308	–
GST receivable	208	–	224	–
Accrued revenues				
– Interest on investments	30	–	47	–
– Other income accruals	70	–	121	–
Deferred debtors	69	75	63	128
Total	**5,100**	**75**	**3,232**	**128**
Less: provision for impairment				
Rates and annual charges	(190)	–	(161)	–
User charges and fees	(144)	–	(129)	–
Total provision for impairment – receivables	**(334)**	**–**	**(290)**	**–**
TOTAL NET RECEIVABLES	4,766	75	2,942	128

There are no restrictions applicable to the above assets.

Movement in provision for impairment of receivables	2018	2017
Balance at the beginning of the year	290	297
+ new provisions recognised during the year	44	–
– amounts already provided for and written off this year	–	(7)
Balance at the end of the year	**334**	**290**

Accounting policy for receivables

Recognition and measurement

Loans and receivables are non-derivative financial assets with fixed or determinable payments that are not quoted in an active market. They are included in current assets, except for those with maturities greater than 12 months after the reporting date which are classified as non-current assets. Loans and receivables are included in other receivables (Note 8) and receivables (Note 7) in the Statement of Financial Position. Receivables are recognised initially at fair value and subsequently measured at amortised cost using the effective interest method, less provision for impairment. Receivables are generally due for settlement within 30 days.

Cash flows relating to short-term receivables are not discounted if the effect of discounting is immaterial.

Impairment

For loans and receivables the amount of the loss is measured as the difference between the asset's carrying amount and the present value of estimated future cash flows (excluding future credit losses that have not been incurred) discounted at the financial asset's original effective interest rate. The carrying amount of the asset is reduced and the amount of the loss is recognised in profit or loss.

Collectability of receivables is reviewed on an on-going basis. Debts that are known to be uncollectible are written off by reducing the carrying amount directly. An allowance account (provision for impairment of receivables) is used when there is objective evidence that Council will not be able to collect all amounts due according to the original terms of the receivables.

Council of the City of Broken Hill

Notes to the Financial Statements
for the year ended 30 June 2018

Note 7. Receivables (continued)

Impairment (continued)
Significant financial difficulties of the debtor, probability that the debtor will enter bankruptcy or financial reorganisation, and default or delinquency in payments (more than 30 days overdue) are considered indicators that the receivable is impaired. When a receivable for which an impairment allowance had been recognised becomes uncollectable in a subsequent period it is written off against the allowance account. Subsequent recoveries of amounts previously written off are credited against other expenses in the Income statement.

Note 8. Inventories and other assets

	2018		2017	
$ '000	Current	Non-current	Current	Non-current
(a) Inventories				
Inventories at cost				
Trading stock	115	–	84	–
Total inventories at cost	**115**	**–**	**84**	**–**
TOTAL INVENTORIES	115	–	84	–
(b) Other assets				
Prepayments	155	–	229	–
TOTAL OTHER ASSETS	155	–	229	–

Externally restricted assets
There are no restrictions applicable to the above assets.

Accounting policy
Raw materials and stores, work in progress and finished goods
Raw materials and stores, work in progress and finished goods are stated at the lower of cost and net realisable value. Costs are assigned to individual items of inventory on basis of weighted average costs. Costs of purchased inventory are determined after deducting rebates and discounts. Net realisable value is the estimated selling price in the ordinary course of business less the estimated costs of completion and the estimated costs necessary to make the sale.

Inventory held for distribution
Inventory held for distribution is held at cost, adjusted where applicable for any loss of service potential.

Land held for resale/capitalisation of borrowing costs
Land held for resale is stated at the lower of cost and net realisable value. Cost is assigned by specific identification and includes the cost of acquisition, and development and borrowing costs during development. When development is completed borrowing costs and other holding charges are expensed as incurred.

Borrowing costs included in the cost of land held for resale are those costs that would have been avoided if the expenditure on the acquisition and development of the land had not been made. Borrowing costs incurred while active development is interrupted for extended periods are recognised as expenses.

Council of the City of Broken Hill

Notes to the Financial Statements
for the year ended 30 June 2018

Note 9(a). Infrastructure, property, plant and equipment

Asset class	as at 30/6/2017			Asset movements during the reporting period					as at 30/6/2018		
$ '000	Gross carrying amount	Accumulated depreciation and impairment	Net carrying amount	Additions renewals	Additions new assets	Carrying value of disposals	Depreciation expense	Adjustments and transfers	Gross carrying amount	Accumulated depreciation and impairment	Net carrying amount
Capital work in progress	6,871	–	6,871	1,416	–	–	–	–	8,287	–	8,287
Plant and equipment	11,189	7,187	4,002	–	322	(167)	(451)	–	10,673	6,967	3,706
Office equipment	1,286	1,262	24	–	–	–	(13)	–	1,286	1,275	11
Furniture and fittings	1,387	1,111	276	–	–	–	(74)	–	1,387	1,185	202
Land:											
– Operational land	3,436	–	3,436	–	–	–	–	–	3,437	–	3,437
– Community land	3,499	–	3,499	–	–	–	–	–	3,499	–	3,499
Infrastructure:											
– Buildings – non-specialised	97,958	58,211	39,747	–	37	–	(2,247)	–	97,995	60,458	37,537
– Buildings – specialised	7,901	5,184	2,717	–	–	–	(127)	–	7,901	5,311	2,590
– Other structures	14,005	9,690	4,315	–	–	–	(574)	–	14,005	10,265	3,740
– Roads	192,228	86,365	105,863	1,304	534	–	(3,391)	–	194,065	89,756	104,309
– Footpaths	12,817	5,804	7,013	–	–	–	(331)	–	12,817	6,135	6,682
– Stormwater drainage	13,510	5,104	8,406	–	–	–	(186)	–	13,510	5,291	8,219
– Swimming pools	17,759	3,606	14,153	38	36	–	(189)	–	17,834	3,795	14,039
– Other open space/recreational assets	2,759	1,699	1,060	52	1,783	–	(185)	–	4,594	1,883	2,711
Other assets:											
– Library books	352	352	–	–	–	–	–	–	352	352	–
– Art	9,756	49	9,707	–	–	–	–	–	9,756	51	9,705
– Other	278	225	53	–	–	–	(2)	–	278	225	53
Reinstatement, rehabilitation and restoration assets (refer Note 11):											
– Tip assets	10,022	4,295	5,727	–	–	–	(29)	(451)	9,571	4,324	5,247
TOTAL INFRASTRUCTURE, PROPERTY, PLANT AND EQUIP.	**407,013**	**190,144**	**216,869**	**2,810**	**2,712**	**(167)**	**(7,799)**	**(451)**	**411,247**	**197,273**	**213,974**

Renewals are defined as the replacement of existing assets (as opposed to the acquisition of new assets).

Council of the City of Broken Hill

Notes to the Financial Statements
for the year ended 30 June 2018

Note 9(a). Infrastructure, property, plant and equipment (continued)

Accounting policy for infrastructure, property, plant and equipment
Infrastructure, property, plant and equipment are held at fair value. Independent valuations are performed at least every five years, however the carrying amount of assets is assessed at each reporting date to confirm that it is not materially different from current fair value.

Increases in the carrying amounts arising on revaluation are credited to the asset revaluation reserve. To the extent that the increase reverses a decrease previously recognising profit or loss relating to that asset class, the increase is first recognised as profit or loss. Decreases that reverse previous increases of assets in the same class are first charged against revaluation reserves directly in equity to the extent of the remaining reserve attributable to the class; all other decreases are charged to the Income Statement.

Subsequent costs are included in the asset's carrying amount or recognised as a separate asset, as appropriate, only when it is probable that future economic benefits associated with the item will flow to Council and the cost of the item can be measured reliably. All other repairs and maintenance are charged to the income statement during the financial period in which they are incurred.

Land is not depreciated. Depreciation on other assets is calculated using the straight line method to allocate their cost, net of their residual values, over their estimated useful lives as follows:

Plant and equipment	**Years**	**Other equipment**	**Years**
Office equipment	5 to 10	Playground equipment	5 to 15
Office furniture	10 to 20	Benches, seats etc.	10 to 20
Computer equipment	4		
Vehicles	5 to 8	**Buildings**	
Heavy plant/road making equipment	5 to 8	Buildings: masonry	50 to 100
Other plant and equipment	5 to 15	Buildings: other	20 to 40
Transportation assets		**Stormwater assets**	
Sealed roads: surface	20 to 80	Drains	80 to 100
Sealed roads: structure/pavement	60 to 80	Culverts	50 to 80
Unsealed roads	20	Flood control structures	80 to 100
Bridge: concrete	100		
Bridge: other	50	**Other infrastructure assets**	
Kerb, gutter and footpaths	40	Swimming pools	50
		Unsealed roads	20
		Other open space/recreational assets	20
		Other infrastructure	20

The assets' residual values and useful lives are reviewed, and adjusted if appropriate, at each reporting date. Gains and losses on disposals are determined by comparing proceeds with carrying amount. These are included in the Income statement.

Council of the City of Broken Hill

Notes to the Financial Statements
for the year ended 30 June 2018

Note 9(a). Infrastructure, property, plant and equipment (continued)

Accounting policy for infrastructure, property, plant and equipment (continued)

Land under roads

Land under roads is land under roadways and road reserves including land under footpaths, nature strips and median strips.

Council has elected not to recognise land under roads acquired before 1 July 2008 in accordance with AASB 1051 Land Under Roads.

Land under roads acquired after 1 July 2008 is recognised in accordance with AASB 116 Property, Plant and Equipment.

Crown reserves

Crown Reserves under Council's care and control are recognised as assets of the Council. While ownership of the reserves remains with the Crown, Council retains operational control of the reserves and is responsible for their maintenance and use in accordance with the specific purposes to which the reserves are dedicated. Improvements on Crown Reserves are also recorded as assets, while maintenance costs incurred by Council and revenues relating to the reserves are recognised within Council's Income Statement.

Council of the City of Broken Hill

Notes to the Financial Statements
for the year ended 30 June 2018

Note 10. Payables and borrowings

$ '000	2018 Current	2018 Non-current	2017 Current	2017 Non-current
Payables				
Goods and services – operating expenditure	2,645	–	1,685	–
Accrued expenses:				
– Borrowings	103	–	4	–
– Salaries and wages	214	–	217	–
– Other expenditure accruals	249	–	528	–
Security bonds, deposits and retentions	74	–	72	–
Bonds	45	–	45	–
Unexpended grant payable	2,310	–	–	–
User Charges and Fess	118	–	–	–
Total payables	**5,758**	**–**	**2,551**	**–**
Income received in advance				
Payments received in advance	139	–	38	–
Total income received in advance	**139**	**–**	**38**	**–**
Borrowings				
Loans – secured [1]	628	13,075	734	3,576
Total borrowings	**628**	**13,075**	**734**	**3,576**
TOTAL PAYABLES AND BORROWINGS	6,525	13,075	3,323	3,576

(a) Payables and borrowings relating to restricted assets

	2018 Current	2018 Non-current	2017 Current	2017 Non-current
Externally restricted assets				
Bonds	45	–	45	–
Payables and borrowings relating to externally restricted assets	45	–	45	–
Total payables and borrowings relating to restricted assets	45	–	45	–
Total payables and borrowings relating to unrestricted assets	6,480	13,075	3,278	3,576
TOTAL PAYABLES AND BORROWINGS	6,525	13,075	3,323	3,576

[1] Loans are secured over the general rating income of Council
Disclosures on liability interest rate risk exposures, fair value disclosures and security can be found in Note 16.

Council of the City of Broken Hill

Notes to the Financial Statements
for the year ended 30 June 2018

Note 10. Payables and borrowings (continued)

$ '000

(b) Changes in liabilities arising from financing activities

Class of borrowings	2017 Opening balance as at 1/7/17	Cash flows	Non-cash changes: Acquisition	Non-cash changes: Fair value changes	Non-cash changes: Other non-cash movements	2018 Closing balance as at 30/6/18
Loans – secured	4,310	9,393	–	–	–	13,703
TOTAL	**4,310**	**9,393**	**–**	**–**	**–**	**13,703**

$ '000	2018	2017
(c) Financing arrangements		
(i) Unrestricted access was available at balance date to the following lines of credit:		
Credit cards/purchase cards	86	86
Loans - secured	13,760	–
Total financing arrangements	**13,846**	**86**
Drawn facilities as at balance date:		
– Credit cards/purchase cards	32	32
– Loans - secured	13,703	–
Total drawn financing arrangements	**13,735**	**32**
Undrawn facilities as at balance date:		
– Credit cards/purchase cards	54	54
– Loans - secured	33	–
Total undrawn financing arrangements	**87**	**54**

1. The bank overdraft facility may be drawn at any time and may be terminated by the bank without notice.

Council of the City of Broken Hill

Notes to the Financial Statements
for the year ended 30 June 2018

Note 10. Payables and borrowings (continued)

Accounting policy for payables and borrowings

Payables

These amounts represent liabilities for goods and services provided to the Council prior to the end of financial year that are unpaid. The amounts are unsecured and are usually paid within 30 days of recognition.

Borrowings

Borrowings are initially recognised at fair value, net of transaction costs incurred. Borrowings are subsequently measured at amortised cost. Any difference between the proceeds (net of transaction costs) and the redemption amount is recognised in the income statement over the period of the borrowings using the effective interest method. Fees paid on the establishment of loan facilities are recognised as transaction costs of the loan to the extent that it is probable that some or all of the facility will be drawn down. In this case, the fee is deferred until the draw down occurs. To the extent there is no evidence that it is probable that some or all of the facility will be drawn down, the fee is capitalised as a prepayment for liquidity services and amortised over the period of the facility to which it relates.

Borrowings are removed from the Statement of Financial Position when the obligation specified in the contract is discharged, cancelled or expired. The difference between the carrying amount of a financial liability that has been extinguished or transferred to another party and the consideration paid, including any non-cash assets transferred or liabilities assumed, is recognised in other income or finance cost.

Borrowings are classified as current liabilities unless Council has an unconditional right to defer settlement of the liability for at least 12 months after the reporting date.

Finance leases

Leases of property, plant and equipment where Council, as lessee, has substantially all the risks and rewards of ownership are classified as finance leases. Finance leases are capitalised at the lease's inception at the fair value of the leased property or, if lower, the present value of the minimum lease payments. The corresponding rental obligations, net of finance charges, are included in other short-term and long-term payables. Each lease payment is allocated between the liability and finance cost. The finance cost is charged to the income statement over the lease period so as to produce a constant periodic rate of interest on the remaining balance of the liability for each period.

The property, plant and equipment acquired under finance leases is depreciated over the asset's useful life or over the shorter of the asset's useful life and the lease term if there is no reasonable certainty that Council will obtain ownership at the end of the lease term.

Council of the City of Broken Hill

Notes to the Financial Statements
for the year ended 30 June 2018

Note 11. Provisions

$ '000	2018 Current	2018 Non-current	2017 Current	2017 Non-current
Provisions				
Employee benefits:				
Annual leave	1,363	–	1,370	–
Sick leave	151	–	98	–
Long service leave	2,755	196	2,598	161
Time in lieu	–	–	55	–
Sub-total – aggregate employee benefits	**4,269**	**196**	**4,121**	**161**
Asset remediation/restoration:				
Asset remediation/restoration (future works)	–	5,945	–	6,396
Sub-total – asset remediation/restoration	**–**	**5,945**	**–**	**6,396**
Other provisions:				
Project refurbishment litigation (c)	–	–	807	–
Sub-total – other provisions	**–**	**–**	**807**	**–**
TOTAL PROVISIONS	**4,269**	**6,141**	**4,928**	**6,557**

(a) Provisions relating to restricted assets

There are no restricted assets (external or internal) applicable to the above provisions

$ '000	2018	2017
(b) Current provisions not anticipated to be settled within the next twelve months		
The following provisions, even though classified as current, are not expected to be settled in the next 12 months.		
Provisions – employees benefits	514	575
	514	**575**

Council of the City of Broken Hill

Notes to the Financial Statements
for the year ended 30 June 2018

Note 11. Provisions (continued)

$ '000

(c) Description of and movements in provisions

	ELE provisions				
2018	**Annual leave**	**Sick leave**	**Long service leave**	**Other employee benefits**	**Total**
At beginning of year	1,370	98	2,759	55	**4,282**
Other	(7)	53	192	(55)	**183**
Total ELE provisions at end of year	**1,363**	**151**	**2,951**	**–**	**4,465**

	ELE provisions				
2017	**Annual leave**	**Sick leave**	**Long service leave**	**Other employee benefits**	**Total**
At beginning of year	1,462	109	3,003	39	**4,613**
Additional provisions	1,105	(11)	345	68	**1,507**
Amounts used (payments)	(1,191)	–	(580)	(52)	**(1,823)**
Remeasurement effects	(6)	–	(9)	–	**(15)**
Total ELE provisions at end of year	**1,370**	**98**	**2,759**	**1,425**	**4,282**

	Other provisions		
2018	**Project refurbishment litigation (c)**	**Asset remediation**	**Total**
At beginning of year	807	6,396	**7,203**
Changes to provision:			
– Revised life	–	(451)	**(451)**
Amounts reversed	(807)	–	**(807)**
Total other provisions at end of year	**–**	**5,945**	**5,945**

	Other provisions		
2017	**Project refurbishment litigation (c)**	**Asset remediation**	**Total**
At beginning of year	–	1,087	**1,087**
Changes to provision:			
Additional provisions	807	–	**807**
Remeasurement effects	–	5,238	**5,238**
Unwinding of discount	–	71	**71**
Total other provisions at end of year	**807**	**6,396**	**6,396**

Council of the City of Broken Hill

Notes to the Financial Statements
for the year ended 30 June 2018

Note 11. Provisions (continued)

Nature and purpose of non-employee benefit provisions

Asset remediation

Council has a legal/public obligation to make, restore, rehabilitate and reinstate the council tip and quarry.

Accounting policy for provisions

Provisions are recognised when Council has a present legal or constructive obligation as a result of past events, it is probable that an outflow of resources will be required to settle the obligation, and the amount has been reliably estimated.

Where there are a number of similar obligations, the likelihood that an outflow will be required in settlement is determined by considering the class of obligations as a whole. A provision is recognised even if the likelihood of an outflow with respect to any one item included in the same class of obligations may be small.

Provisions are measured at the present value of management's best estimate of the expenditure required to settle the present obligation at the reporting date. The discount rate used to determine the present value reflects current market assessments of the time value of money and the risks specific to the liability. The increase in the provision due to the passage of time is recognised as interest expense.

Employee benefits

Short-term obligations

Liabilities for wages and salaries, including non-monetary benefits, annual leave and accumulating sick leave expected to be wholly settled within 12 months after the end of the period in which the employees render the related service are recognised in respect of employees' services up to the end of the reporting period and are measured at the amounts expected to be paid when the liabilities are settled. The liability for annual leave and accumulating sick leave is recognised in the provision for employee benefits. All other short-term employee benefit obligations are presented as payables.

Other long-term employee benefit obligations

The liability for long service leave and annual leave that is not expected to be wholly settled within 12 months after the end of the period in which the employees render the related service is recognised in the provision for employee benefits and measured as the present value of expected future payments to be made in respect of services provided by employees up to the end of the reporting period using the projected unit credit method.

Consideration is given to expected future wage and salary levels, experience of employee departures, and periods of service. Expected future payments are discounted using market yields at the end of the reporting period on national government bonds with terms to maturity and currency that match, as closely as possible, the estimated future cash outflows.

The obligations are presented as current liabilities in the Statement of Financial Position if the Council does not have an unconditional right to defer settlement for at least 12 months after the reporting date, regardless of when the actual settlement is expected to occur.

Council of the City of Broken Hill

Notes to the Financial Statements
for the year ended 30 June 2018

Note 11. Provisions (continued)

Provisions for close-down and restoration, and environmental clean-up costs – tips and quarries

Restoration

Close down and restoration costs include the dismantling and demolition of infrastructure and the removal of residual materials and remediation of disturbed areas. Estimated close down and restoration costs are provided for in the accounting period when the obligation arising from the related disturbance occurs, whether this occurs during the development or during the operation phase, based on the net present value of estimated future costs.

Provisions for close down and restoration costs do not include any additional obligations which are expected to arise from future disturbance. The costs are estimated on the basis of a closure plan. The cost estimates are calculated annually during the life of the operation to reflect known developments, eg updated cost estimates and revisions to the estimated lives of operations, and are subject to formal review at regular intervals

Rehabilitation

Where rehabilitation is conducted systematically over the life of the operation, rather than at the time of closure, provision is made for the estimated outstanding continuous rehabilitation work at each reporting date and the cost is charged to the Income Statement.

Provision is made for the estimated present value of the costs of environmental clean up obligations outstanding at the reporting date. These costs are charged to the Income Statement. Movements in the environmental clean up provisions are presented as an operating cost, except for the unwinding of the discount which is shown as a borrowing cost.

Remediation procedures generally commence soon after the time the damage, remediation process and estimated remediation costs become known, but may continue for many years depending on the nature of the disturbance and the remediation techniques.

As noted above, the ultimate cost of environmental remediation is uncertain and cost estimates can vary in response to many factors including changes to the relevant legal requirements, the emergence of new restoration techniques or experience at other locations. The expected timing of expenditure can also change, for example in response to changes in quarry reserves or production rates. As a result there could be significant adjustments to the provision for close down and restoration and environmental clean up, which would affect future financial results.

Other movements in the provisions for close down and restoration costs, including those resulting from new disturbance, updated cost estimates, changes to the estimated lives of operations and revisions to discount rates are capitalised within property, plant and equipment. These costs are then depreciated over the lives of the assets to which they relate.

Close down and restoration costs are a normal consequence of tip and quarry operations, and the majority of close down and restoration expenditure is incurred at the end of the life of the operations. Although the ultimate cost to be incurred is uncertain, Council estimates the respective costs based on feasibility and engineering studies using current restoration standards and techniques.

Council of the City of Broken Hill

Notes to the Financial Statements
for the year ended 30 June 2018

Note 12. Accumulated surplus, revaluation reserves, changes in accounting policies, changes in accounting estimates and errors

Nature and purpose of reserves

Infrastructure, property, plant and equipment revaluation reserve
The infrastructure, property, plant and equipment revaluation reserve is used to record increments / decrements of non-current asset values due to their revaluation.

Note 13. Statement of cash flows – additional information

$ '000	Notes	2018	2017
(a) Reconciliation of cash assets			
Total cash and cash equivalent assets	6a	27,509	19,800
Balance as per the Statement of Cash Flows		**27,509**	**19,800**
(b) Reconciliation of net operating result to cash provided from operating activities			
Net operating result from Income Statement		**(6,084)**	**(6,238)**
Adjust for non-cash items:			
Depreciation and amortisation		7,799	6,623
Net losses/(gains) on disposal of assets		(29)	10,430
Reversal of prior year IPP&E revaluation decrements / impairment previously costed direct to the P&L		–	887
Losses/(gains) recognised on fair value re-measurements through the P&L:			
– Investments classified as 'at fair value' or 'held for trading'		(4)	(189)
– Revision of Tip Remediation Provision		–	(5,238)
Unwinding of discount rates on reinstatement provisions		–	71
+/- Movement in operating assets and liabilities and other cash items:			
Decrease/(increase) in receivables		(1,862)	(127)
Increase/(decrease) in provision for doubtful debts		44	(7)
Decrease/(increase) in inventories		(31)	(7)
Decrease/(increase) in other assets		74	101
Increase/(decrease) in payables		960	407
Increase/(decrease) in accrued interest payable		99	(12)
Increase/(decrease) in other accrued expenses payable		(282)	495
Increase/(decrease) in other liabilities		2,531	(741)
Increase/(decrease) in employee leave entitlements		183	(331)
Increase/(decrease) in other provisions		(1,258)	6,045
Net cash provided from/(used in) operating activities from the Statement of Cash Flows		**2,140**	**12,169**

Council of the City of Broken Hill

Notes to the Financial Statements
for the year ended 30 June 2018

Note 14. Commitments for expenditure

$ '000	2018	2017
Capital commitments (exclusive of GST)		
Capital expenditure committed for at the reporting date but not recognised in the financial statements as liabilities:		
Property, plant and equipment		
Infrastructure	3,176	1,053
Plant and equipment	578	201
Total commitments	**3,754**	**1,254**
These expenditures are payable as follows:		
Within the next year	3,754	1,254
Total payable	**3,754**	**1,254**
Sources for funding of capital commitments:		
Internally restricted reserves	3,754	1,254
Total sources of funding	**3,754**	**1,254**

Council of the City of Broken Hill

Notes to the Financial Statements
for the year ended 30 June 2018

Note 15. Contingencies and other liabilities/assets not recognised

The following assets and liabilities do not qualify for recognition in the Statement of Financial Position, but their knowledge and disclosure is considered relevant to the users of Council's financial report.

LIABILITIES NOT RECOGNISED:

1. Guarantees

(i) Defined benefit superannuation contribution plans

Council participates in an employer-sponsored defined benefit superannuation scheme and makes contributions as determined by the superannuation scheme's trustees.

Member councils bear responsibility of ensuring there are sufficient funds available to pay out the required benefits as they fall due.

While the scheme's most recent full actuarial review indicated that the net assets of the scheme were sufficient to meet the accrued benefits of the scheme's defined benefit member category, member councils are required to make contributions in future years where the scheme goes into deficit (as has occurred in previous years).

The Local Government Superannuation Scheme however is unable to provide Council with an accurate estimate of any share of the net deficit and accordingly Council has not recorded any net liability from its defined benefit scheme obligations in accordance with AASB 119.

Future planned contributions being made to the defined benefit scheme to rectify past (and projected) deficit positions will be recognised as an expense when they become payable – similar to the accounting for defined contributions plans.

Member councils are treated as Pooled Employers for the purposes of AASB119. Pooled Employers are required to pay standard employer contributions and additonal lump sum contributions to the Fund.

The standard employer contributions were determined using the new entrant rate method under which a contribution rate sufficeint to fund the total benefits over the working life-time of a typical new entrant is calculated. The current standard employer contribution rates are:

Division B	1.9 times employee contributions
Division C	2.5% salaries
Division D	1.64 times employee contributions

The additional lump sum contribution for each Pooled Employer is a share of the total additional contributions of $40.0 million per annum from 1 July 2017 for 4 years to 30 June 2021, apportioned according to each employer's share of the accured liabilities as at 30 June 2017. These additional lump sum contributions are used to fund the deficit of assets to accrued liabilities as 30 June 2017.

The adequacy of contributions is assessed at each triennial actuarial investigatoin and monitored annually between triennials.

Council of the City of Broken Hill

Notes to the Financial Statements
for the year ended 30 June 2018

Note 15. Contingencies and other liabilities/assets not recognised (continued)

LIABILITIES NOT RECOGNISED (continued)**:**

1. Guarantees (continued)

(i) Defined benefit superannuation contribution plans (continued)

As stated above, each sponsoring employer is exposed to the actuarial risks associated with current and former employees of other sponsoring employers and hence shares in the associated gains and losses.

However, there is no relief under the Fund's trust deed for employrers to walk away from their defined benefit obligations. Under limited circumstances, an employer may withdraw from the plan when there are no active members, on full payment of outstanding additional contributions. There is no provision for allocation of any surplus which may be present at the date of withdrawal of the entity.

There are no specific provisions under the Fund's trust deed dealing with deficits or suplus on wind-up.

There is no provision for the allocation of any surplus which may be present at the date of withdrawal of an employer.

The plan is a defined benefit plan. However, each sponsoring employer is exposed to the actuarial risks associated with current and former employees of other sponsoring employers and hence shares in the associated gains and losses (to the extent that they are not bourne by members). As such, there is not sufficient reliable information to allow each sponsoring employer to account for its proportionate share of the defined benefit obligation, sub-group assets and costs associated with the sub-group in the same way as it would for a single employer sponsored defined benefit plan.

The amount of Council employer contributions to the defined benefit section of the Fund and recognised as an expense and disclosed as part of superannuation expenses at Note 4 (a) for the year ending 30 June 2018 was

The last valuation of the Fund was by the Actuary, Mr Richard Boyfield, FIAA on 12 December 2017, relating to the period ended 30 June 2017.

Council's expected contributions to the Fund for the next annual reporting reporting period is $227,089.

The estimated employer reserves financial position for the Pooled Employers at 30 June 2018 is:

Employer reserves only *	$ millions	Asset Coverage
Assets	1,817.8	
Past Service Liabilities	1,787.5	101.7%
Vested Benefits	1,778.0	102.2%

* excluding member accounts and reserves in both assets and liabilites.

Council of the City of Broken Hill

Notes to the Financial Statements
for the year ended 30 June 2018

Note 15. Contingencies and other liabilities/assets not recognised (continued)

LIABILITIES NOT RECOGNISED (continued)**:**

1. Guarantees (continued)

(i) Defined benefit superannuation contribution plans (continued)

The key economic long term assumptions used to calculate the present value of accrued benefits are:

Investment return	6.0% per annum
Salary inflation *	3.5% per annum
Increase in CPI	2.5% per annum

* Plus promotional increases

The contribution requirements may vary from the current rates if the overall sub-group experience is not in line with the actuarial assumptions in determining the funding program, however any adjustment to the funding program would be the same for all sponsoring employers in the Pooled Employers group.

Please note that the estimated employer reserves financial position above is a preliminary calculation and once all the relevant information has been received by the Funds Actuary, the 2018 triennial review will be completed around December 2018.

Council's additional lump sum contribution is around 0.32**%** of the total additonal lump sum contributions for all Pooled Employers (of $40m each year from 1 July 2017 to 30 June 2021) provides an indication of the level of participation of Council compared with other employers in the Pooled Employer sub-group.

Liabilities or benefits as a result of past events that Council will be required to fund or share in respectively.

(ii) StateCover Limited

Council is a member of StateCover Mutual Limited and holds a partly paid share in the entity.

StateCover is a company providing workers compensation insurance cover to the NSW local government industry and specifically Council.

Council has a contingent liability to contribute further equity in the event of the erosion of the company's capital base as a result of the company's past performance and/or claims experience or as a result of any increased prudential requirements from APRA.

These future equity contributions would be required to maintain the company's minimum level of net assets in accordance with its licence requirements.

(iii) Other guarantees

Council has provided no other guarantees other than those listed above.

Council of the City of Broken Hill

Notes to the Financial Statements
for the year ended 30 June 2018

Note 15. Contingencies and other liabilities/assets not recognised (continued)

LIABILITIES NOT RECOGNISED (continued)**:**

2. Other liabilities

(i) Third party claims

The Council is involved from time to time in various claims incidental to the ordinary course of business including claims for damages relating to its services.

Council believes that it is appropriately covered for all claims through its insurance coverage and does not expect any material liabilities to eventuate.

(ii) Potential land acquisitions due to planning restrictions imposed by Council

Council has classified a number of privately owned land parcels as local open space or bushland.

As a result, where notified in writing by the various owners, Council will be required to purchase these land parcels.

At reporting date, reliable estimates as to the value of any potential liability (and subsequent land asset) from such potential acquisitions has not been possible.

ASSETS NOT RECOGNISED:

(i) Land under roads

As permitted under AASB 1051, Council has elected not to bring to account land under roads that it owned or controlled up to and including 30/6/08.

(ii) Infringement notices/fines

Fines and penalty income, the result of Council issuing infringement notices is followed up and collected by the Infringement Processing Bureau.

Council's revenue recognition policy for such income is to account for it as revenue on receipt.

Accordingly, at year end, there is a potential asset due to Council representing issued but unpaid infringement notices.

Due to the limited information available on the status, value and duration of outstanding notices, Council is unable to determine the value of outstanding income.

(iii) Refurbishment Project Litigation

"Litigation for a compensation claim is in the early stages against the party (parties) involved with a refurbishment project. The information usually provided by AASB 137, is not disclosed on the grounds that it can be expected to prejudice seriously the outcome of the litigation. The Council are of the opinion that the compensation claim will be successful. The amount is not yet quantifiable."

Council of the City of Broken Hill

Notes to the Financial Statements
for the year ended 30 June 2018

Note 16. Financial risk management

$ '000

Risk management

Council's activities expose it to a variety of financial risks including **(1)** price risk, **(2)** credit risk, **(3)** liquidity risk and **(4)** interest rate risk.

The Council's overall risk management program focuses on the unpredictability of financial markets and seeks to minimise potential adverse effects on the financial performance of the Council.

Council does not engage in transactions expressed in foreign currencies and is therefore not subject to foreign currency risk.

Financial risk management is carried out by Council's finance section under policies approved by the Council.

A comparison by category of the carrying amounts and fair values of Council's financial assets and financial liabilities recognised in the financial statements is presented below.

	Carrying value		Fair value	
	2018	2017	2018	2017
Financial assets				
Cash and cash equivalents	27,509	19,800	27,509	19,800
Investments				
– 'Held to maturity'	1,000	2,000	1,000	–
– 'Loans and receivables'	–	–	–	2,000
Receivables	4,841	3,070	4,841	3,070
Total financial assets	**33,350**	**24,870**	**33,350**	**24,870**
Financial liabilities				
Payables	5,758	2,551	5,758	2,513
Loans/advances	13,703	4,310	13,703	4,310
Total financial liabilities	**19,461**	**6,861**	**19,461**	**6,823**

Fair value is determined as follows:

– **Cash** and **cash equivalents**, **receivables**, **payables** – are estimated to be the carrying value that approximates market value.

– **Borrowings** and **held-to-maturity** investments – are based upon estimated future cash flows discounted by the current mkt interest rates applicable to assets and liabilities with similar risk profiles, unless quoted market prices are available.

– Financial assets classified (i) **'at fair value through profit and loss'** or (ii) **'available-for-sale'** – are based upon quoted market prices (in active markets for identical investments) at the reporting date or independent valuation.

Council of the City of Broken Hill

Notes to the Financial Statements
for the year ended 30 June 2018

Note 16. Financial risk management (continued)

$ '000

Council's objective is to maximise its return on cash and investments whilst maintaining an adequate level of liquidity and preserving capital.

Council's finance area manages the cash and Investments portfolio with the assistance of independent advisors.

Council has an investment policy which complies with the *Local Government Act 1993* and Ministerial Investment Order 625. This policy is regularly reviewed by Council and its staff and a monthly Investment report is provided to Council setting out the make-up and performance of the portfolio as required by Local Government regulations.

The risks associated with the investments held are:

– **Price risk** – the risk that the capital value of Investments may fluctuate due to changes in market prices, whether there changes are caused by factors specific to individual financial instruments or their issuers or are caused by factors affecting similar instruments traded in a market.

– **Interest rate risk** – the risk that movements in interest rates could affect returns and income.

– **Credit risk** – the risk that the investment counterparty will not complete their obligations particular to a financial instrument, resulting in a financial loss to Council – be it of a capital or income nature.

Council manages these risks (amongst other measures) by diversifying its portfolio and only purchasing investments with high credit ratings or capital guarantees.

Council also seeks advice from independent advisers before placing any funds in cash equivalents and investments.

(a) Market risk – price risk and interest rate risk

The following represents a summary of the sensitivity of Council's Income Statement and accumulated surplus (for the reporting period) due to a change in either the price of a financial asset or the interest rates applicable.

It is assumed that the change in interest rates would have been constant throughout the reporting period.

	Increase of values/rates		Decrease of values/rates	
2018	**Profit**	**Equity**	**Profit**	**Equity**
Possible impact of a 10% movement in market values	4	4	(4)	(4)
Possible impact of a 1% movement in interest rates	25	25	(25)	(25)
2017				
Possible impact of a 10% movement in market values	8	8	(8)	(8)
Possible impact of a 1% movement in interest rates	32	32	(32)	(32)

Council of the City of Broken Hill

Notes to the Financial Statements
for the year ended 30 June 2018

Note 16. Financial risk management (continued)

$ '000

(b) Credit risk

Council's major receivables comprise (i) rates and annual charges and (ii) user charges and fees.

The major risk associated with these receivables is credit risk – the risk that debts due and payable to Council may not be repaid in full.

Council manages this risk by monitoring outstanding debt and employing stringent debt recovery procedures. It also encourages ratepayers to pay their rates by the due date through incentives.

Credit risk on rates and annual charges is minimised by the ability of Council to secure a charge over the land relating to the debts – that is, the land can be sold to recover the debt. Council is also able to charge interest on overdue rates and annual charges at higher than market rates which further encourages the payment of debt.

There are no significant concentrations of credit risk, whether through exposure to individual customers, specific industry sectors and/or regions.

The level of outstanding receivables is reported to Council monthly and benchmarks are set and monitored for acceptable collection performance.

Council makes suitable provision for doubtful receivables as required and carries out credit checks on most non-rate debtors.

There are no material receivables that have been subjected to a re-negotiation of repayment terms.

A profile of Council's receivables credit risk at balance date follows:

	2018 Rates and annual charges	2018 Other receivables	2017 Rates and annual charges	2017 Other receivables
(i) Ageing of receivables – %				
Current (not yet overdue)	0%	93%	0%	41%
Overdue	100%	7%	100%	59%
	100%	**100%**	**100%**	**100%**

(ii) Ageing of receivables – value	2018	2017
Rates and annual charges		
Current	1	–
< 1 year overdue	84	147
1 – 2 years overdue	206	143
2 – 5 years overdue	514	139
> 5 years overdue	1,226	1,565
	2,031	**1,994**
Other receivables		
Current	2,960	892
0 – 30 days overdue	114	25
31 – 60 days overdue	18	53
61 – 90 days overdue	(92)	29
> 91 days overdue	144	367
	3,144	**1,366**

Council of the City of Broken Hill

Notes to the Financial Statements
for the year ended 30 June 2018

Note 16. Financial risk management (continued)

$ '000

(c) Liquidity risk

Payables and borrowings are both subject to liquidity risk – the risk that insufficient funds may be on hand to meet payment obligations as and when they fall due.

Council manages this risk by monitoring its cash flow requirements and liquidity levels and maintaining an adequate cash buffer.

Payment terms can (in extenuating circumstances) also be extended and overdraft facilities utilised as required.

Borrowings are also subject to interest rate risk – the risk that movements in interest rates could adversely affect funding costs and debt servicing requirements. Council manages this risk by borrowing long term and fixing the interest rate on a 4-year renewal basis. The Finance Section regularly reviews interest rate movements to determine if it would be advantageous to refinance or renegotiate part or all of the loan portfolio.

The contractual undiscounted cash outflows (ie. principal and interest) of Council's payables and borrowings are set out in the maturity table below:

$ '000	Weighted average interest rate	Subject to no maturity	≤ 1 Year	payable in: 1 – 5 Years	> 5 Years	Total cash outflows	Actual carrying values
2018							
Trade/other payables	0.00%	74	5,684	–	–	5,758	**5,758**
Loans and advances	4.20%	–	1,234	4,298	14,973	20,505	**13,703**
Total financial liabilities		**74**	**6,918**	**4,298**	**14,973**	**26,263**	**19,461**
2017							
Trade/other payables	0.00%	72	2,479	–	–	2,551	**2,551**
Loans and advances	5.93%	–	957	1,995	2,468	5,420	**4,310**
Total financial liabilities		**72**	**3,436**	**1,995**	**2,468**	**7,971**	**6,861**

Council of the City of Broken Hill

Notes to the Financial Statements
for the year ended 30 June 2018

Note 17. Material budget variations

$ '000

Council's original financial budget for 17/18 was adopted by the Council on 26 July 2017 and is not required to be audited.

While the Income Statement included in this General Purpose Financial Report must disclose the original budget adopted by Council, the *Local Government Act 1993* requires Council to review its financial budget on a quarterly basis, so that it is able to manage the various variations between actuals versus budget that invariably occur throughout the year.

This note sets out the details of **material variations** between Council's original budget and its actual results for the year as per the Income Statement – even though such variations may have been adjusted for during each quarterly budget review.

Note that for variations* of budget to actual :
Material variations represent those variances that amount to **10%** or more of the original budgeted figure.
F = Favourable budget variation, **U** = Unfavourable budget variation

$ '000	2018 Budget	2018 Actual	2018 ---------- Variance* ----------		
REVENUES					
Rates and annual charges	17,264	17,068	(196)	(1%)	U
User charges and fees	3,462	3,840	378	11%	F
Additional revenue received from large private work contracts, not origninally anticipated. An example of this was the construction of the Silverton Windfarm bypass road.					
Interest and investment revenue	1,015	924	(91)	(9%)	U
Other revenues	504	518	14	3%	F
Operating grants and contributions	6,363	6,283	(80)	(1%)	U
Capital grants and contributions	3,639	97	(3,542)	(97%)	U
Refund of the BHP Foundation donation initally received in the 2015/16 financial year, whilst further planning and a scope of works are prepared for the new culturual precinct.					
Net gains from disposal of assets	211	29	(182)	(86%)	U
Several asset replacements budgeted for 2017/18 were deferred to future years reducing anticipated gains on disposal.					

Council of the City of Broken Hill

Notes to the Financial Statements
for the year ended 30 June 2018

Note 17. Material budget variations (continued)

$ '000	2018 Budget	2018 Actual	2018 Variance*		
EXPENSES					
Employee benefits and on-costs	13,958	13,748	210	2%	F
Borrowing costs	504	629	(125)	(25%)	U
Variance is due to the break costs incurred from the consolidation of the previous NAB loan with the $10m infrastructure loan. The consolidation provided a saving over the life of the loan.					
Materials and contracts	5,741	8,550	(2,809)	(49%)	U
Additional expenditure incurred on private works contracts not originally anticipated in the original budget. Correlating additional income has been attributed to user fees & charges. Additional unexpected legal fees atrributable to the Civic Centre litigation and associated matters as well as additional debt revcovery fees incurred due to the high percentage of outstanding debts.					
Depreciation and amortisation	6,431	7,799	(1,368)	(21%)	U
Asset revaluations as at 30 June 2017 had not been completed at the time of original budget approval. Revaluations were larger than anticipated with a consequent increase in depreciation expense compared to the original budget. Budget amendments were processed in the quarterly review process.					
Other expenses	4,005	4,117	(112)	(3%)	U

Budget variations relating to Council's Cash Flow Statement include:

Cash flows from operating activities	7,301	2,140	(5,161)	(70.7%)	U
This variance is due to not receiving grant money as originally budgeted for. This grant money related to the second instalment of the BHP Foundation grant which has been put on hold pending further plans and a scope of work for the proposed cultural precinct. Additionally, unbudgeted legal fees surround the civic centre and associated matters have added to this variance. A large portion of these legal fees are expected to be recovered.					
Cash flows from investing activities	(24,549)	(3,824)	20,725	(84.4%)	F
This is due to the classification of investments, with the majority of Council's long term investments being held with Tcorp and are therefore held as cash due to their 'at call' nature, as opposed to 'investments'.					
Cash flows from financing activities	9,217	9,393	176	1.9%	F

Council of the City of Broken Hill

Notes to the Financial Statements
for the year ended 30 June 2018

Note 18. Fair value measurement

$ '000

The Council measures the following asset and liability classes at fair value on a recurring basis:

– Infrastructure, property, plant and equipment

The fair value of assets and liabilities must be estimated in accordance with various accounting standards for either recognition and measurement requirements or for disclosure purposes.

AASB 13 Fair Value Measurement requires all assets and liabilities measured at fair value to be assigned to a 'level' in the fair value hierarchy as follows:

Level 1: Unadjusted quoted prices in active markets for identical assets or liabilities that the entity can access at the measurement date.

Level 2: Inputs other than quoted prices included within level 1 that are observable for the asset or liability, either directly or indirectly.

Level 3: Inputs for the asset or liability that are not based on observable market data (unobservable inputs).

(1) The following table presents all assets and liabilities that have been measured and recognised at fair values:

	Fair value measurement hierarchy			
2018	**Level 1**	**Level 2**	**Level 3**	**Total**
Recurring fair value measurements	Quoted prices in active mkts	Significant observable inputs	Significant unobservable inputs	
Infrastructure, property, plant and equipment				
Operational land	–	875	2,562	3,437
Community land	–	–	3,499	3,499
Buildings – non-specialised	–	–	37,537	37,537
Buildings – specialised	–	–	2,590	2,590
Other structures	–	–	3,740	3,740
Roads	–	–	104,309	104,309
Footpaths	–	–	6,682	6,682
Stormwater drainage	–	–	8,219	8,219
Swimming pools	–	–	14,039	14,039
Open spaces and other recreation	–	–	2,711	2,711
Art	–	2,852	6,853	9,705
Other	–	–	53	53
Tip remediation	–	–	5,698	5,698
Total infrastructure, property, plant and equipment	**–**	**3,727**	**198,492**	**202,219**

Council of the City of Broken Hill

Notes to the Financial Statements
for the year ended 30 June 2018

Note 18. Fair value measurement (continued)

$ '000

(1) The following table presents all assets and liabilities that have been measured and recognised at fair values: (continued)

2017	Fair value measurement hierarchy			Total
	Level 1	Level 2	Level 3	
Recurring fair value measurements	Quoted prices in active mkts	Significant observable inputs	Significant unobservable inputs	
Infrastructure, property, plant and equipment				
Operational land	–	875	2,561	3,436
Community land	–	–	3,499	3,499
Buildings – non-specialised	–	–	39,747	39,747
Buildings – specialised	–	–	2,717	2,717
Other structures	–	–	4,315	4,315
Roads	–	–	105,863	105,863
Footpaths	–	–	7,013	7,013
Stormwater drainage	–	–	8,406	8,406
Swimming pools	–	–	14,153	14,153
Open spaces and other recreation	–	–	1,060	1,060
Art	–	2,852	6,855	9,707
Other	–	–	53	53
Tip remediation	–	–	5,727	5,727
Total infrastructure, property, plant and equipment	**–**	**3,727**	**201,969**	**205,696**

(2) Transfers between level 1 and level 2 fair value hierarchies

During the year, there were no transfers between level 1 and level 2 fair value hierarchies for recurring fair value measurements.

Council of the City of Broken Hill

Notes to the Financial Statements
for the year ended 30 June 2018

Note 18. Fair value measurement (continued)

(3) Valuation techniques used to derive level 2 and level 3 fair values

Where Council is unable to derive fair valuations using quoted market prices of identical assets (ie. level 1 inputs) Council instead utilises a spread of both observable inputs (level 2 inputs) and unobservable inputs (level 3 inputs).

The fair valuation techniques Council has employed while utilising level 2 and level 3 inputs are as follows:

Financial assets

Council has invested in financial assets including term deposits.
Council values these assets at fair value based on valuations provided at the end of each month and year end that are prepared by external industry experts in the finance field.
Although there are markets for these financial assets, they have been deemed by Council to be inactive and as such these assets have been classified as level 3. Valuation techniques remained the same for the reporting period.

Infrastructure, property, plant and equipment (IPP&E)

Community land
Assets within the "Community Land" class are:
- Council owned land and
- Care Control Management land [Crown] of which Council derives current and future economic benefits arising from the use of the land asset.

Council's community land is valued on the Unimproved Capital Value (UCV), provided by the Valuer General. Currently all Council assets in this asset class are based on UCV, however, should Council have an asset in future for which an UCV is not provided, the replacement cost will be used. Replacement cost will be based on average unit rates for similar properties, land use, dimensions, land size and shape, which are not considered observable based on market evidence, therefore, placing the whole asset class in Level 3. Valuation techniques remained the same for this reporting period.

Operational land
Council's operational land includes all of Council's land classified as operational land under Local Government Act 1993. Australian Valuation Solutions (AVS) revalued all Operational Land as at 30 June 2017.
Council's operational land is valued using a modelled market based valuation process.
The majority of land is subject to directly observable compariable local market evidence, hence these assets are considered level 2. However there is land that is not subject to directly observable local market evidence as well as, if Council obtains an asset in the future for which this valuation process is not available, the replacement cost will be used. Replacement cost will be based on average unit rates for similar properties, land use, dimensions, land size and shape, which are not considered observable based on market evidence, therefore, placing these assets in in Level 3. Valuation techniques remained the same for this reporting period.

Stormwater drainage
The Stormwater Drainage asset class consists of Council's pits and Culverts. AVS completed the valuation of these assets using replacement cost approach and the last valuation was completed in June 2017. Replacement costs (unit rates) and useful lives for Stormwater Drainage assets were determined through professional judgement on behalf of Australis, which incorporated standard unit rates applied to the dimensions of the asset and considered environmental factors based on asset location. Other significant inputs considered in the valuation of these assets are asset condition, remaining useful life, and residual value.

This asset class is categorised as Level 3 as some of the above-mentioned inputs used in the valuation of these assets require significant professional judgement and are therefore unobservable. Valuation techniques remained the same for this reporting period.

Council of the City of Broken Hill

Notes to the Financial Statements
for the year ended 30 June 2018

Note 18. Fair value measurement (continued)

(3) Valuation techniques used to derive level 2 and level 3 fair values (continued)

Other structure
Council's other structure assets comprise of fences, flagpoles, monuments and the like.
Council engaged Australian Valuation Solutions (AVS) to value all buildings, structures and shelters in 2017.
The valuation methodology adopted was based on current replacement cost of the asset.
Replacement costs (unit rate) and useful lives of Council's other structure assets were determined using technical knowledge from council staff (engineers and asset management) and external valuers. Other significant inputs considered in the valuation of these assets are condition rating, remaining useful life, pattern of consumption, dimensions, components and residual value.
This asset class is categorised as Level 3 as some of the above-mentioned inputs used in the valuation of these assets require significant professional judgement and are therefore unobservable. Valuation techniques remained the same for this reporting period.

Buildings – non specialised and specialised
Council engaged AVS to value all buildings and shelters in 2017. The valuation methodology adopted was based on current replacement cost of the asset.
The valuation aspects are generally, but not limited to the location, size, condition, style and utility of the asset. Replacement cost, asset condition, remaining useful life and building components are some of the inputs used in fair value determination. Since most of these inputs require judgement and are unobservable, the asset class has been classified as Level 3. Valuation techniques remained the same for this reporting period.

Roads
Council's roads are componentised into the pavement, surface and formation and further separated into segments for inspection and valuation. The revaluation of road assets is undertaken annually.
The valuation, which is completed by AVS, was completed in June 2017.
The current replacement cost approach was adopted to value Council roads. The replacement costs (based on unit rates), useful lives and conditions were determined by technical information provided by Council's asset planners and professional judgement on behalf of Australis.
Some of the other significant inputs considered in the valuation of these assets are remaining useful life, dimensions, components, residual value and type of road.

This asset class is categorised as Level 3 as some of the above-mentioned inputs used in the valuation of these assets require significant professional judgement and are therefore unobservable. Valuation techniques remained the same for this reporting period.

Footpaths
Council's footpath register consists of all pedestrian walkways and cycleways within the Council area.
AVS completed the valuation of the Footpath assets annually and the last valuation was in June 2017.
Replacement costs (unit rates) and useful lives of Councils footpaths were determined using technical knowledge Australis's professional judgement. Some of the other significant inputs considered in the valuation of these assets are remaining useful life, dimensions, components and residual value.
This asset class is categorised as Level 3 as some of the above-mentioned inputs used in the valuation of these assets require significant professional judgement and are therefore unobservable. Valuation techniques remained the same for this reporting period.

Council of the City of Broken Hill

Notes to the Financial Statements
for the year ended 30 June 2018

Note 18. Fair value measurement (continued)

(3) Valuation techniques used to derive level 2 and level 3 fair values (continued)

Open space / recreational assets
Councils recreational facilities includes assets within our sports fields and park locations. This includes but is not limited to, playing courts, playgrounds, and cricket nets. Australian Valuation Solutions (AVS) was engaged in 2017 for the valuation of these assets. Replacement costs (unit rates) and useful lives of Council's recreational facilities were determined using technical knowledge from Council staff (engineers and asset management) and AVS's professional judgement. Some of the other significant inputs considered in the valuation of these assets are remaining useful life, pattern of consumption, dimensions, components and residual value.
This asset class is categorised as Level 3 as some of the above-mentioned inputs used in the valuation of these assets require significant professional judgement and are therefore unobservable. Valuation techniques remained the same for this reporting period

Swimming pool
The swimming pool includes all assets located within the facility.
AVS valued the building components of the swimming pool in June 2017 as part of the building revaluation and other substantial components of the pool are valued using replacement cost method. Replacement costs were determined using square metre rates and other significant inputs considered in the valuation of these assets are asset condition, remaining useful life, components, dimensions and residual value.
This asset class is categorised as Level 3 as some of the above-mentioned inputs used in the valuation of these assets require significant professional judgement and are therefore unobservable. Valuation techniques remained the same for this reporting period

Plant and equipment, office equipment, and furniture and fittings
This asset category includes:
Plant & Equipment – Motor vehicles, trucks, mowers, buses, earthmoving equipment
Office Equipment – Computer equipment
Furniture & Fittings – Chairs, desks, cabinets, display systems
These assets are valued at cost in Council's books and reported at Fair value in the notes due to the nature of the items. The cost of these assets are based on current invoices and contracts, which are based on observable inputs, however the remaining useful life and residual value is based on internal factors which are unobservable in the market therefore placing these assets in Level 3. Valuation techniques remained the same for this reporting period.

Library books and other assets
This asset category comprises of assets such as library books, journals, magazines, Cd's and Dvd's.
The library books are reported at Fair value in the notes however, due to the nature of these items they are valued at cost. There are no major variances between the fair value and carrying amount of these assets. The cost of these assets are based on current invoices and contracts, which are based on observable inputs, however the remaining useful life and residual value is based on internal factors which are unobservable in the market making it a Level 3 asset. Valuation techniques remain the same for this reporting period.

Council of the City of Broken Hill

Notes to the Financial Statements
for the year ended 30 June 2018

Note 18. Fair value measurement (continued)

(3) Valuation techniques used to derive level 2 and level 3 fair values (continued)

Artwork
Council engaged Australian Valuation Solutions (AVS) to value all artwork in 2016.
This information was updated into Council's asset register.
The valuation was completed using the replacement cost approach and market value in accordance with AASB 116.
The replacement value for artworks was determined by the price at which the items could be purchased from a reputable dealer, gallery or retail outlet.
Where the fair value of an asset could not be determined by sale on the open market, a depreciable replacement cost has been adopted. Other significant inputs considered in the valuation are the condition of the asset, pattern of consumption and remaining useful life. This asset class is categorised as Level 2 & 3 as some of the above mentioned inputs used in the valuation of these assets require significant professional judgement and are therefore unobservable. Valuation techniques remained the same for this reporting period.

Tip remediation
Council operates a landfilling operation as well as a range of waste services, including recycled and reclaimed products. It has been recognised that there will be significant costs associated with the closure and post closure management of the landfill site.
Closure of the landfill will involve a wide range of activities including preparation of a Landfill Closure and Management Plan, final capping of the landfill waste and site re-vegetation, decommissioning and removing infrastructure and equipment that will not be required post-closure, and fencing sensitive infrastructure.
The key unobservable inputs are the discount rate, cost escalation rate, actual timing of costs and future environmental management requirements. Geolyse were engaged in the 2018 financial year to perform a valuation of the estimated cost for the Tip Remediation based on current data and TIP consumption as at 30 June 2018.

Council of the City of Broken Hill

Notes to the Financial Statements
for the year ended 30 June 2018

Note 18. Fair value measurement (continued)

$ '000

(4). Fair value measurements using significant unobservable inputs (level 3)

a. The following tables present the changes in level 3 fair value asset classes.

	Plant and equipment	Operational land	Community land	Buildings non specialised	Total
Opening balance – 1/7/16	4,103	5,112	3,999	58,329	71,543
Transfers from/(to) another asset class	–	(1,063)	1,063	–	–
Purchases (GBV)	–	–	–	52	52
Disposals (WDV)	–	(321)	(3)	(11,638)	(11,962)
Depreciation and impairment	–	(47)	–	(3,103)	(3,150)
Revaluation increment/(decrement)	–	(1,119)	(1,560)	(3,893)	(6,572)
Transfer out from FV to cost	(4,103)	–	–	–	(4,103)
Closing balance – 30/6/17	**–**	**2,562**	**3,499**	**39,747**	**45,808**
Purchases (GBV)	–	–	–	37	37
Disposals (WDV)	–	–	–	(2,247)	(2,247)
Closing balance – 30/6/18	**–**	**2,562**	**3,499**	**37,537**	**43,598**

	Buildings specialised	Other structures	Roads	Footpaths	Total
Opening balance – 1/7/16	1,995	5,934	116,347	7,382	131,658
Purchases (GBV)	19	160	1,645	–	1,824
Depreciation and impairment	(101)	(55)	(2,903)	(301)	(3,360)
Revaluation increment/(decrement)	802	(1,724)	(9,225)	(69)	(10,216)
Closing balance – 30/6/17	**2,716**	**4,315**	**105,863**	**7,012**	**119,906**
Purchases (GBV)	–	–	1,838	–	1,838
Depreciation and impairment	(126)	(575)	(3,392)	(330)	(4,423)
Closing balance – 30/6/18	**2,590**	**3,740**	**104,309**	**6,682**	**117,321**

Council of the City of Broken Hill

Notes to the Financial Statements
for the year ended 30 June 2018

Note 18. Fair value measurement (continued)

$ '000

(4). Fair value measurements using significant unobservable inputs (level 3) (continued)

a. The following tables present the changes in level 3 fair value asset classes. (continued)

	Stormwater drainage	Swimming pools	Open spa- -ces /other recreational	Library books	Total
Opening balance – 1/7/16	8,692	8,800	1,479	–	18,971
Purchases (GBV)	–	62	45	–	107
Depreciation and impairment	(169)	(107)	(122)	–	(398)
Revaluation increment/(decrement)	(118)	5,398	(339)	–	4,941
Closing balance – 30/6/17	**8,405**	**14,153**	**1,062**	**–**	**23,620**
Purchases (GBV)	–	74	1,835	–	1,909
Depreciation and impairment	(186)	(188)	(186)	–	(560)
Closing balance – 30/6/18	**8,219**	**14,039**	**2,711**	**–**	**24,969**

	Art	Other	Tip remediation	Financial assets	Total
Opening balance – 1/7/16	6,856	55	517	–	7,428
Depreciation and impairment	(1)	(2)	(29)	–	(32)
Revision of Tip Estimate	–	–	5,239	–	5,239
Closing balance – 30/6/17	**6,855**	**53**	**5,727**	**–**	**12,635**
Depreciation and impairment	(2)	–	(29)	–	(31)
Closing balance – 30/6/18	**6,853**	**53**	**5,698**	**–**	**12,604**

(5). Highest and best use

All of Council's non-financial assets are considered as being utilised for their highest and best use.

Council of the City of Broken Hill

Notes to the Financial Statements
for the year ended 30 June 2018

Note 19. Related party transactions

$ '000

a. Key management personnel

Key management personnel (KMP) of the Council are those persons having the authority and responsibility for planning, directing and controlling the activities of the council, directly or indirectly.

The aggregate amount of KMP compensation included in the Income Statement is:

Compensation:	**2018**	**2017**
Short-term benefits	1,233	890
Termination benefits	18	–
Total	**1,251**	**890**

Council of the City of Broken Hill

Notes to the Financial Statements
for the year ended 30 June 2018

Note 20. Statement of developer contributions

$ '000

Under the *Environmental Planning and Assessment Act 1979*, Council has significant obligations to provide Section 7.11 (contributions towards provision or improvement of amenities or services) infrastructure in new release areas.

It is possible that the funds contributed may be less than the cost of this infrastructure, requiring Council to borrow or use general revenue to fund the difference.

SUMMARY OF CONTRIBUTIONS AND LEVIES

PURPOSE	Opening balance	Contributions received during the year		Interest earned in year	Expenditure during year	Internal borrowing (to)/from	Held as restricted asset	Cumulative internal borrowings due/(payable)
		Cash	Non-cash					
S7.12 levies – under a plan	**447**	**–**	**–**	**14**	**–**	**–**	**461**	**–**
Total S7.11 and S7.12 revenue under plans	**447**	**–**	**–**	**14**	**–**	**–**	**461**	**–**
Total contributions	**447**	**–**	**–**	**14**	**–**	**–**	**461**	**–**

S7.12 LEVIES – UNDER A PLAN

CONTRIBUTION PLAN NUMBER

PURPOSE	Opening balance	Contributions received during the year		Interest earned in year	Expenditure during year	Internal borrowing (to)/from	Held as restricted asset	Cumulative internal borrowings due/(payable)
		Cash	Non-cash					
Council Animal Pound	111	–	–	4	–	–	**115**	–
Urban Roads	79	–	–	2	–	–	**81**	–
Urban Footpaths	40	–	–	1	–	–	**41**	–
Urban Street Tree Planting	20	–	–	1	–	–	**21**	–
Urban Stormwater Additions	40	–	–	1	–	–	**41**	–
Urban Parks and Gardens	40	–	–	1	–	–	**41**	–
Broken Hill Aquatic Centre	119	–	–	4	–	–	**123**	–
Total	**447**	**–**	**–**	**14**	**–**	**–**	**461**	**–**

Council of the City of Broken Hill

Notes to the Financial Statements
for the year ended 30 June 2018

Note 21(a). Statement of performance measures – consolidated results

$ '000	Amounts 2018	Indicator 2018	Prior periods 2017	Prior periods 2016	Benchmark
Local government industry indicators – consolidated					
1. Operating performance ratio					
Total continuing operating revenue [1] excluding capital grants and contributions less operating expenses	(6,214)	-21.71%	-0.88%	8.84%	> 0.00%
Total continuing operating revenue [1] excluding capital grants and contributions	28,629				
2. Own source operating revenue ratio					
Total continuing operating revenue [1] excluding all grants and contributions	22,346	77.79%	62.64%	62.12%	> 60.00%
Total continuing operating revenue [1]	28,726				
3. Unrestricted current ratio					
Current assets less all external restrictions [2]	20,150	1.97x	1.80x	2.23x	> 1.5x
Current liabilities less specific purpose liabilities [3, 4]	10,235				
4. Debt service cover ratio					
Operating result [1] before capital excluding interest and depreciation/impairment/amortisation	2,214	1.54x	3.78x	9.01x	> 2x
Principal repayments (Statement of Cash Flows) plus borrowing costs (Income Statement)	1,436				
5. Rates, annual charges, interest and extra charges outstanding percentage					
Rates, annual and extra charges outstanding	2,365	12.01%	11.68%	10.39%	0.1
Rates, annual and extra charges collectible	19,694				
6. Cash expense cover ratio					
Current year's cash and cash equivalents plus all term deposits	28,509	10.71 mths	9.9 mths	8.3 mths	> 3 mths
Monthly payments from cash flow of operating and financing activities	2,662				

Notes

[1] Excludes fair value adjustments and reversal of revaluation decrements, net gain/(loss) on sale of assets and the net share of interests in joint ventures and associates.

[2] Refer Notes 6-8 inclusive.
Also excludes any real estate and land for resale not expected to be sold in the next 12 months.

[3] Refer to Notes 10 and 11.

[4] Refer to Note 10(b) and 11(b) – excludes all payables and provisions not expected to be paid in the next 12 months (incl. ELE).

END OF AUDITED FINANCIAL STATEMENTS

Council of the City of Broken Hill

Notes to the Financial Statements
for the year ended 30 June 2018

Note 21(b). Statement of performance measures – consolidated results (graphs)

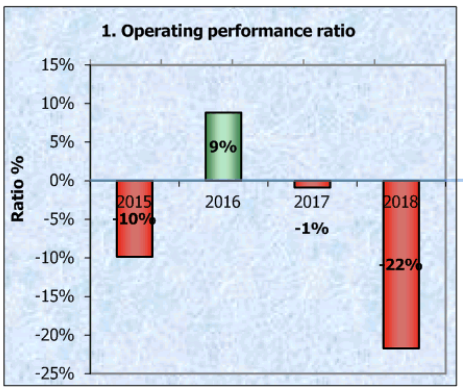

Purpose of operating performance ratio	Commentary on 2017/18 result
	2017/18 ratio -21.71%
This ratio measures Council's achievement of containing operating expenditure within operating revenue.	Council has budgeted a negative operating result for the 2017/18 financial year as it continues to identify operating efficiencies an increase operating revenue whilst maintaining current service levels to the community. This is not expected to occur until 2023. The operating result has been distorted due to unexpected legal fees due to the Civic Centre litigation and ancillary matters. These costs are expected to be recovered in future years and therfore have no material adverse impacts to Council's long term financial plan

Benchmark: ——— Minimum >=0.00%
Source for benchmark: Code of Accounting Practice and Financial Reporting #26

Ratio achieves benchmark
Ratio is outside benchmark

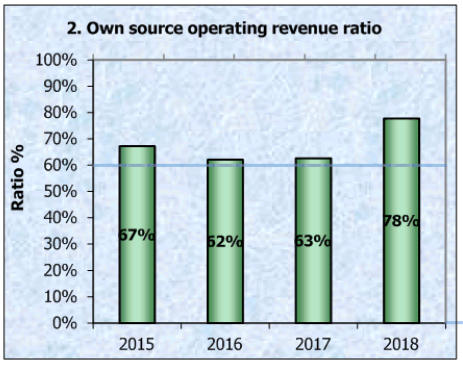

Purpose of own source operating revenue ratio	Commentary on 2017/18 result
	2017/18 ratio 77.79%
This ratio measures fiscal flexibility. It is the degree of reliance on external funding sources such as operating grants and contributions.	The own source operating revenue ratio is above the industry benchmark and indicates a stable revenue stream for Council. A focus to increase user fees & charges in future years will be required to maintain this benchmark.

Benchmark: ——— Minimum >=60.00%
Source for benchmark: Code of Accounting Practice and Financial Reporting #26

Ratio achieves benchmark
Ratio is outside benchmark

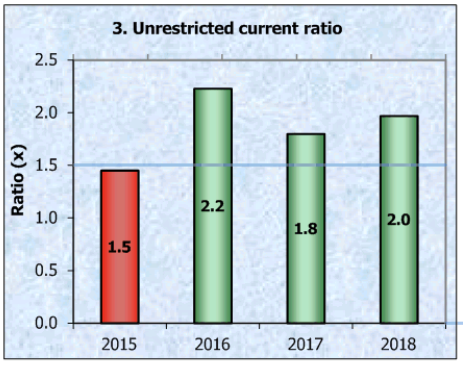

Purpose of unrestricted current ratio	Commentary on 2017/18 result
	2017/18 ratio 1.97x
To assess the adequacy of working capital and its ability to satisfy obligations in the short term for the unrestricted activities of Council.	The unrestricted current ratio is above the industry benchmark and indicates Council's ability to repay it's current obligations. A balanced approach to cash flows will be required in coming years to ensure the ratio is maintained whilst increasing the quantity of capital expenditure.

Benchmark: ——— Minimum >=1.50
Source for benchmark: Code of Accounting Practice and Financial Reporting #26

Ratio achieves benchmark
Ratio is outside benchmark

Council of the City of Broken Hill

Notes to the Financial Statements
for the year ended 30 June 2018

Note 21(b). Statement of performance measures – consolidated results (graphs)

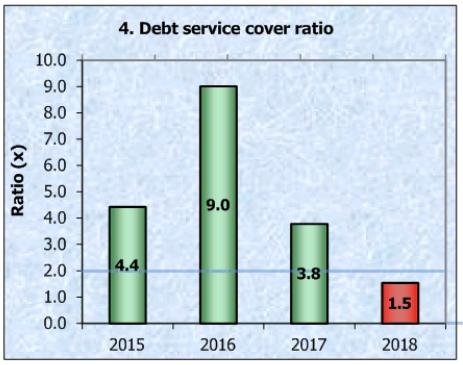

Purpose of debt service cover ratio	Commentary on 2017/18 result
	2017/18 ratio 1.54x
This ratio measures the availability of operating cash to service debt including interest, principal and lease payments	This ratio has been adversely affected by additional legal fees incurred during 2017/18. These fees are expected to be recovered in future years. If this expenditure had not been incurred the ratio would have been consistent with last year. Council still has a strong ability to repay it's current and future debt obligations. It is anticipated that this ratio will return above the industry benchmark in future years.

Benchmark: ——— Minimum >=2.00
Source for benchmark: Code of Accounting Practice and Financial Reporting #26

Ratio achieves benchmark
Ratio is outside benchmark

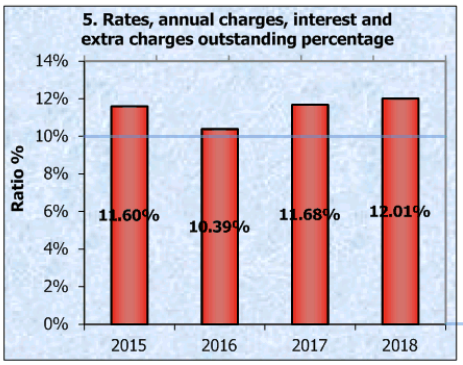

Purpose of rates and annual charges outstanding ratio	Commentary on 2017/18 result
	2017/18 ratio 12.01%
To assess the impact of uncollected rates and annual charges on Council's liquidity and the adequacy of recovery efforts.	Outstanding rates and annual charges have remained static this financial year without any improvement. This ratio is relatively high compared to the industry benchmark for a city our size. Council will aim to achieve a below industry benchmark ratio through a focus on recovery actions and undertaking a sale of land for unpaid rates. This will be a strong focus in future years.

Benchmark: ——— Maximum <10.00%
Source for Benchmark: Code of Accounting Practice and Financial Reporting #26

Ratio is within Benchmark
Ratio is outside Benchmark

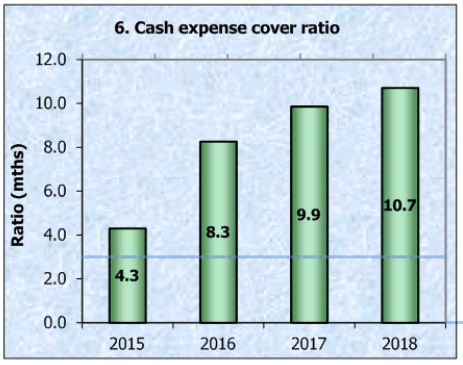

Purpose of cash expense cover ratio	Commentary on 2017/18 result
	2017/18 ratio 10.71 mths
This liquidity ratio indicates the number of months a Council can continue paying for its immediate expenses without additional cash inflow.	This ratio has remained consistent for the past few years and indicates Council is in a strong cash position. It would be anticipated that this ratio will begin to reduce in coming years, as Council begins to increase its capital renewal expenditure.

Benchmark: ——— Minimum >=3.00
Source for benchmark: Code of Accounting Practice and Financial Reporting #26

Ratio achieves benchmark
Ratio is outside benchmark

INDEPENDENT AUDITOR'S REPORT

Report on the general purpose financial report

Broken Hill City Council

To the Councillors of the Broken Hill City Council

Opinion

I have audited the accompanying financial report of Broken Hill City Council (the Council), which comprise the Income Statement and Statement of Comprehensive Income for the year ended 30 June 2018, the Statement of Financial Position as at 30 June 2018, the Statement of Changes in Equity and Statement of Cash Flows for the year then ended, notes comprising a summary of significant accounting policies and other explanatory information, and the Statement by Councillors and Management.

In my opinion,

- the Council's accounting records have been kept in accordance with the requirements of the *Local Government Act 1993*, Chapter 13, Part 3, Division 2 (the Division)
- the financial report:
  - has been presented, in all material respects, in accordance with the requirements of this Division
  - is consistent with the Council's accounting records
  - presents fairly, in all material respects, the financial position of the Council as at 30 June 2018, and of its financial performance and its cash flows for the year then ended in accordance with Australian Accounting Standards
- all information relevant to the conduct of the audit has been obtained
- no material deficiencies in the accounting records or financial report have come to light during the audit.

My opinion should be read in conjunction with the rest of this report.

Basis for Opinion

I conducted my audit in accordance with Australian Auditing Standards. My responsibilities under the standards are described in the 'Auditor's Responsibilities for the Audit of the Financial Report' section of my report.

I am independent of the Council in accordance with the requirements of the:

- Australian Auditing Standards
- Accounting Professional and Ethical Standards Board's APES 110 'Code of Ethics for Professional Accountants' (APES 110).

I have fulfilled my other ethical responsibilities in accordance with APES 110.

Level 15, 1 Margaret Street, Sydney NSW 2000 | GPO Box 12, Sydney NSW 2001 | t 02 9275 7101 | f 02 9275 7179 | e mail@audit.nsw.gov.au | audit.nsw.gov.au

Parliament promotes independence by ensuring the Auditor-General and the Audit Office of New South Wales are not compromised in their roles by:

- providing that only Parliament, and not the executive government, can remove an Auditor-General
- mandating the Auditor-General as auditor of councils
- precluding the Auditor-General from providing non-audit services.

I believe the audit evidence I have obtained is sufficient and appropriate to provide a basis for my audit opinion.

Other Information

Other information comprises the information included in the Council's annual report for the year ended 30 June 2018, other than the financial report and my Independent Auditor's Report thereon. The Councillors are responsible for the other information. At the date of this Independent Auditor's Report, the other information I have received comprise the special purpose financial statements and Special Schedules (the Schedules).

My opinion on the financial report does not cover the other information. Accordingly, I do not express any form of assurance conclusion on the other information. However, as required by the *Local Government Act 1993*, I have separately expressed an opinion on the special purpose financial statements and Special Schedule 2 - Permissible income for general rates.

In connection with my audit of the financial report, my responsibility is to read the other information and, in doing so, consider whether the other information is materially inconsistent with the financial report or my knowledge obtained in the audit, or otherwise appears to be materially misstated.

If, based on the work I have performed, I conclude there is a material misstatement of the other information, I must report that fact.

I have nothing to report in this regard.

The Councillors' Responsibilities for the Financial Report

The Councillors are responsible for the preparation and fair presentation of the financial report in accordance with Australian Accounting Standards and the *Local Government Act 1993*, and for such internal control as the Councillors determine is necessary to enable the preparation and fair presentation of the financial report that is free from material misstatement, whether due to fraud or error.

In preparing the financial report, the Councillors are responsible for assessing the Council's ability to continue as a going concern, disclosing, as applicable, matters related to going concern and using the going concern basis of accounting except where the Council will be dissolved or amalgamated by an Act of Parliament, or otherwise cease operations.

Auditor's Responsibilities for the Audit of the Financial Report

My objectives are to:

- obtain reasonable assurance about whether the financial report as a whole is free from material misstatement, whether due to fraud or error
- issue an Independent Auditor's Report including my opinion.

Reasonable assurance is a high level of assurance, but does not guarantee an audit conducted in accordance with Australian Auditing Standards will always detect material misstatements. Misstatements can arise from fraud or error. Misstatements are considered material if, individually or in aggregate, they could reasonably be expected to influence the economic decisions users take based on the financial report.

A description of my responsibilities for the audit of the financial report is located at the Auditing and Assurance Standards Board website at: www.auasb.gov.au/auditors_responsibilities/ar4.pdf. The description forms part of my auditor's report.

My opinion does *not* provide assurance:

- that the Council carried out its activities effectively, efficiently and economically
- on the Original Budget information included in the Income Statement, Statement of Cash Flows, and Note 17 Material budget variations
- on the Special Schedules. A separate opinion has been provided on Special Schedule 2 - Permissible income for general rates
- about the security and controls over the electronic publication of the audited financial report on any website where it may be presented
- about any other information which may have been hyperlinked to/from the financial report.

Weini Liao
Director, Financial Audit Services

26 October 2018
SYDNEY

audit office
OF NEW SOUTH WALES

Mrs Darriea Turley
Mayor
Broken Hill City Council
240 Blende Street, PO Box 448
BROKEN HILL NSW 2880

Contact: Weini Liao
Phone no: 02 9275 7432
Our ref: D1826233/1701

26 October 2018

Dear Mayor

Report on the Conduct of the Audit

for the year ended 30 June 2018

Broken Hill City Council

I have audited the general purpose financial statements of the Broken Hill City Council (the Council) for the year ended 30 June 2018 as required by section 415 of the *Local Government Act 1993* (the Act).

I expressed an unmodified opinion on the Council's general purpose financial statements.

This Report on the Conduct of the Audit (the Report) for the Council for the year ended 30 June 2018 is issued in accordance with section 417 of the Act. This Report should be read in conjunction with my audit opinion on the general purpose financial statements issued under section 417(2) of the Act.

INCOME STATEMENT

Operating result

	2018 $m	2017 $m	Variance %
Rates and annual charges revenue	17.1	17.5	↓ 2.3
Grants and contributions revenue	6.4	13.7	↓ 53.3
Operating result for the year	(6.1)	(6.2)	↑ 1.6
Net operating result before capital amounts	(6.2)	(10.5)	↑ 40.9

Level 15, 1 Margaret Street, Sydney NSW 2000 | GPO Box 12, Sydney NSW 2001 | t 02 9275 7100 | f 02 9275 7200 | e mail@audit.nsw.gov.au | audit.nsw.gov.au

Council's operating result (-$6.1 million including the effect of depreciation and amortisation expense of $7.8 million) was $0.1 million higher than the 2016–17 result. This movement was significantly impacted by higher materials and contracts expenditure (increased by $2.4 million), lower grants and contributions revenue (decreased by $7.3 million) offset by the impact of one-off net losses on disposal in the 2016–17 financial year ($11.3 million in 2016–17, nil in 2017–18).

The net operating result before capital grants and contributions (-$6.2 million) was $4.3 million higher than the 2016–17 result. This movement reflects a reduction in capital grants and contributions in 2017–18 (decreased by $4.2 million) partially offsetting the one-off items mentioned above.

Rates and annual charges revenue ($17.1 million) decreased by $0.4 million (2.3 per cent) in 2017–18. This movement reflected the impact of $1.0 million in prepaid rates being recognised for the first time as revenue in the 2016–17 year, offset by the 1.5 per cent increase in levied rates per the rating peg.

Grants and contributions revenue ($6.4 million) decreased by $7.3 million (53.3 per cent) in 2017–18 due to:

- $2.2 million of 2017–18 financial assistance grants received in 2016–17
- refund of a library special purpose grant of $2.3 million in 2017–18
- $0.9 million in aged care grants received in 2016–17 compared against nil receipts in 2017–18 following the disposal of the Shorty O'Neill site.

STATEMENT OF CASH FLOWS

- Cash inflows from operating activities decreased from 2016–17 as a result of decreased grants revenue and increased materials and contracts costs.
- Council's cash outflow from investing activities decreased substantially from 2016–17 as a result of reduced capital expenditure.
- Councils cash inflows from financing activities increased from 2016–17 due to net borrowings of $9.3 million in 2017–18.

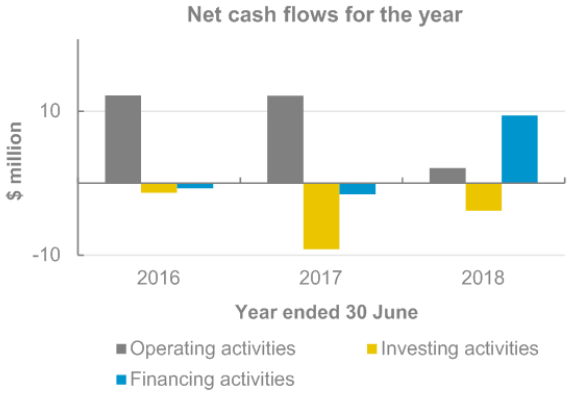

FINANCIAL POSITION

Cash and Investments

Cash and Investments	2018	2017	Commentary
	$m	$m	
External restrictions	13.4	11.3	• External restrictions have increased resulting from a build-up of unexpended grants ($0.7 million) and increase in domestic waste management restrictions ($1.2 million).
Internal restrictions	13.8	7.2	
Unrestricted	1.3	3.3	
Cash and investments	**28.5**	**21.8**	• Council's internally restricted cash and investments have increased as Council has set aside funding for infrastructure replacement.
			• Council's unrestricted cash balance has decreased year on year but remains reasonable considering the size of the Council.

PERFORMANCE RATIOS

The definition of each ratio analysed below (except for the 'building and infrastructure renewals ratio') is included in Note 21 of the Council's audited general purpose financial statements. The 'building and infrastructure renewals ratio' is defined in Council's Special Schedule 7 which has not been audited.

Operating performance ratio

- Council has failed to meet the benchmark of zero per cent for the last two years. This has resulted from the Council running operating deficits.
- The ratio has decreased substantially in 2017–18 as a result of high legal expenditures, increase in depreciation charge and reduction in operating grants received.

The 'operating performance ratio' measures how well council contained operating expenditure within operating revenue (excluding capital grants and contributions, fair value adjustments, and reversal of revaluation decrements). The benchmark set by the Office of Local Government (OLG) is greater than zero per cent.

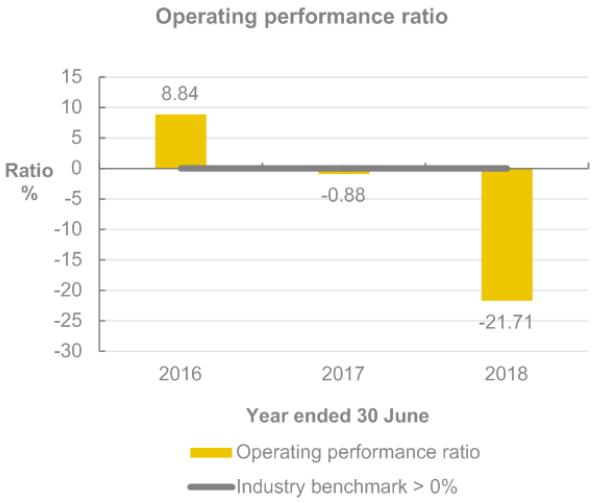

Own source operating revenue ratio

- Council has exceeded the benchmark of 60 per cent for the last three years. This reflects the significance of rates and user charges as funding sources for Council.
- Significant increase in this ratio for 2017–18 reflects largely one-off reductions in operating grant revenue.

The 'own source operating revenue ratio' measures council's fiscal flexibility and the degree to which it relies on external funding sources such as operating grants and contributions. The benchmark set by OLG is greater than 60 per cent.

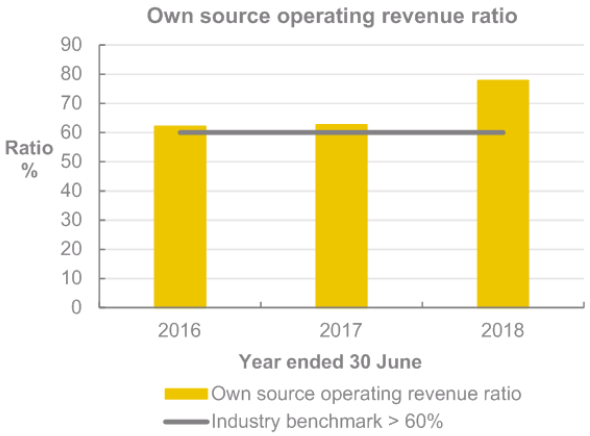

Unrestricted current ratio

- Council has exceeded the benchmark of 1.5 times for the last three years.
- The ratio increased marginally in 2017–18 as a result of an increase in cash and investments.

The 'unrestricted current ratio' is specific to local government and represents council's ability to meet its short-term obligations as they fall due. The benchmark set by OLG is greater than 1.5 times.

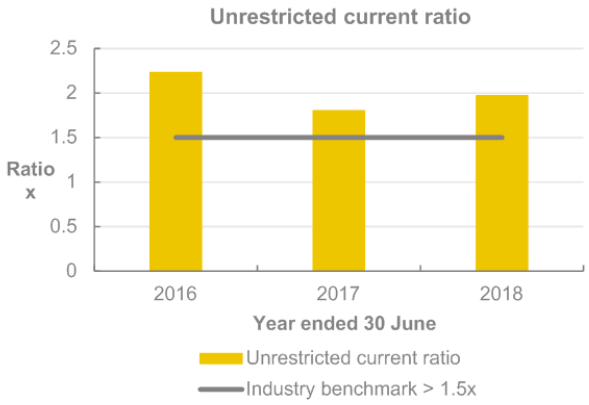

Debt service cover ratio

- Council failed to meet the benchmark as a result of increased borrowing repayments and increased operating costs reflecting a number of large abnormal costs.
- Council's debt service cover ratio has decreased over the past three years as borrowings have increased.

The 'debt service cover ratio' measures the operating cash to service debt including interest, principal and lease payments. The benchmark set by OLG is greater than two times.

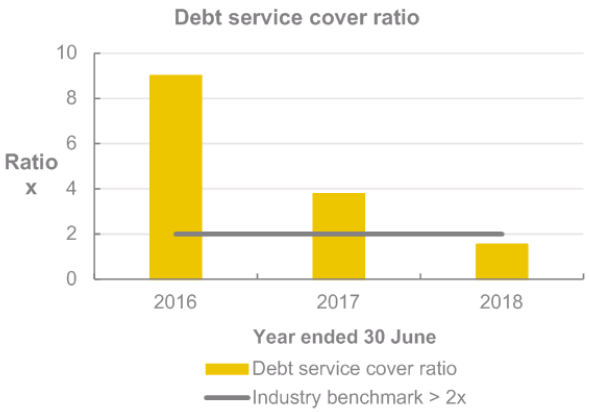

Rates and annual charges outstanding ratio

- Council has failed to meet the benchmark for outstanding rates for the last three years reflecting issues with the collection of rates.
- The ratio has increased over time as collections have fallen behind rates levied.

The 'rates and annual charges outstanding ratio' assesses the impact of uncollected rates and annual charges on council's liquidity and the adequacy of debt recovery efforts. The benchmark set by OLG is less than 10 per cent for regional and rural councils.

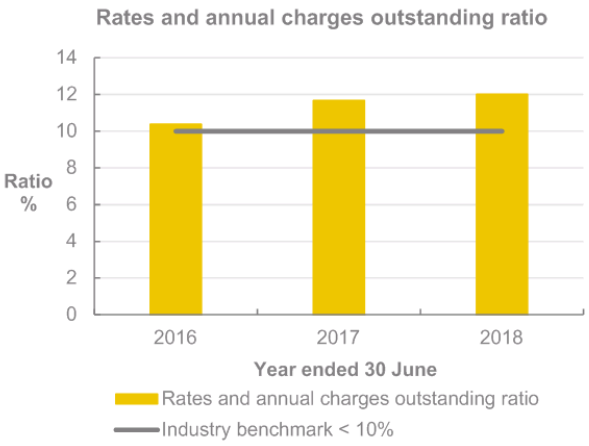

Cash expense cover ratio

- Council has exceeded the benchmark of three months for the last 3 years as Council has generated operating cash surpluses.
- The increase in 2017–18 reflects a build-up of cash balances from additional borrowings and reduced capital expenditure.

This liquidity ratio indicates the number of months the council can continue paying for its immediate expenses without additional cash inflow. The benchmark set by OLG is greater than three months.

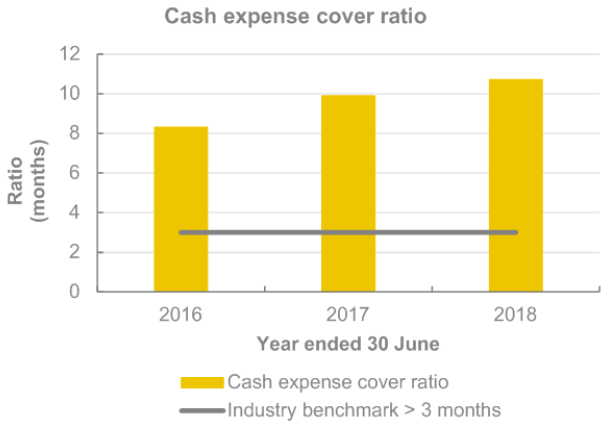

Building and infrastructure renewals ratio (unaudited)

- Council has failed to meet the benchmark in 2017–18 after exceeding it in 2016–17.
- The ratio has declined as a result of reduction in capital renewals and an increase in depreciation charges.

The 'building and infrastructure renewals ratio' assesses the rate at which these assets are being renewed against the rate at which they are depreciating. The benchmark set by OLG is greater than 100 per cent.

This ratio is sourced from council's Special Schedule 7 which has not been audited.

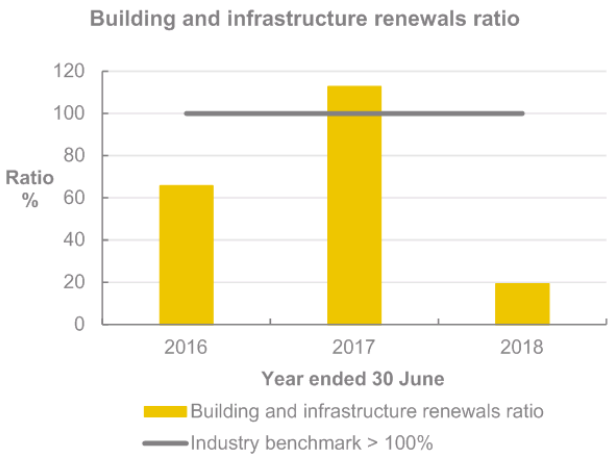

OTHER MATTERS

New accounting standards implemented

AASB 2016-2 'Disclosure Initiative – Amendments to AASB 107'	
Effective for annual reporting periods beginning on or after 1 January 2017	This Standard requires entities to provide disclosures that enable users of financial statements to evaluate changes (both cash flows and non-cash changes) in liabilities arising from financing activities. Council's disclosure of the changes in their liabilities arising from financing activities is disclosed in Note 10.

Our insights inform and challenge government to improve outcomes for citizens

auditoffice
OF NEW SOUTH WALES

Legislative compliance

My audit procedures did not identify any instances of non-compliance with legislative requirements or a material deficiency in the Council's accounting records or financial reports. The Council's:

- accounting records were maintained in a manner and form to allow the general purpose financial statements to be prepared and effectively audited
- staff provided all accounting records and information relevant to the audit.

Weini Liao
Director, Financial Audit Services

cc: Mr James Roncon, General Manager
Mr Jim Mitchell, Chair of Audit, Risk and Improvement Committee
Mr Tim Hurst, Chief Executive of the Office of Local Government

Council of the City of Broken Hill

SPECIAL PURPOSE FINANCIAL STATEMENTS
for the year ended 30 June 2018

"... is a vibrant, prosperous and culturally rich Heritage City shared with visitors from around the world."

BROKEN HILL
CITY COUNCIL

SPFS 2018

Council of the City of Broken Hill

Special Purpose Financial Statements
for the year ended 30 June 2018

Contents

	Page
1. Statement by Councillors and Management	2
2. Special Purpose Financial Statements:	
Income Statement – Other Business Activities	3
Statement of Financial Position – Other Business Activities	5
3. Notes to the Special Purpose Financial Statements	7
4. Auditor's Report	11

Background

(i) These Special Purpose Financial Statements have been prepared for the use by both Council and the Office of Local Government in fulfilling their requirements under National Competition Policy.

(ii) The principle of competitive neutrality is based on the concept of a 'level playing field' between persons/entities competing in a market place, particularly between private and public sector competitors.

Essentially, the principle is that government businesses, whether Commonwealth, state or local, should operate without net competitive advantages over other businesses as a result of their public ownership.

(iii) For Council, the principle of competitive neutrality and public reporting applies only to declared business activities.

These include **(a)** those activities classified by the Australian Bureau of Statistics as business activities being water supply, sewerage services, abattoirs, gas production and reticulation, and **(b)** those activities with a turnover of more than $2 million that Council has formally declared as a business activity (defined as Category 1 activities).

(iv) In preparing these financial statements for Council's self-classified Category 1 businesses and ABS-defined activities, councils must **(a)** adopt a corporatisation model and **(b)** apply full cost attribution including tax-equivalent regime payments and debt guarantee fees (where the business benefits from Council's borrowing position by comparison with commercial rates).

SPFS 2018

Council of the City of Broken Hill

Special Purpose Financial Statements
for the year ended 30 June 2018

Statement by Councillors and Management
made pursuant to the Local Government Code of Accounting Practice and Financial Reporting

The attached Special Purpose Financial Statements have been prepared in accordance with:

- the NSW Government Policy Statement 'Application of National Competition Policy to Local Government',
- the Division of Local Government Guidelines 'Pricing and Costing for Council Businesses – A Guide to Competitive Neutrality',
- the Local Government Code of Accounting Practice and Financial Reporting,
- the NSW Office of Water Best-Practice Management of Water and Sewerage Guidelines.

To the best of our knowledge and belief, these financial statements:

- present fairly the operating result and financial position for each of Council's declared business activities for the year, and
- accord with Council's accounting and other records.

We are not aware of any matter that would render these statements false or misleading in any way.

Signed in accordance with a resolution of Council made on 29 August 2018.

Darriea Turley AM
Mayor
29 August 2018

Marion Browne
Councillor
29 August 2018

James Roncon
General Manager
29 August 2018

Jay Nankivell
Responsible Accounting Officer
29 August 2018

SPFS 2018

Council of the City of Broken Hill

Income Statement of Council's Other Business Activities

for the year ended 30 June 2018

	Civic Centre (Entertainment centre) Category 2		Shorty O'Neil Village Category 2	
$ '000	**2018**	**2017**	**2018**	**2017**
Income from continuing operations				
User charges	12	154	27	50
Total income from continuing operations	**12**	**154**	**27**	**50**
Expenses from continuing operations				
Employee benefits and on-costs	33	116	3	12
Materials and contracts	60	411	7	43
Depreciation, amortisation and impairment	459	495	–	1,036
Other expenses	121	137	74	54
Total expenses from continuing operations	**673**	**1,159**	**84**	**1,145**
Surplus (deficit) from continuing operations before capital amounts	**(661)**	**(1,005)**	**(57)**	**(1,095)**
Grants and contributions provided for capital purposes	655	3,430	–	–
Surplus (deficit) from continuing operations after capital amounts	**(6)**	**2,425**	**(57)**	**(1,095)**
Surplus (deficit) from all operations before tax	**(6)**	**2,425**	**(57)**	**(1,095)**
SURPLUS (DEFICIT) AFTER TAX	**(6)**	**2,425**	**(57)**	**(1,095)**
Plus opening retained profits	9,683	(1,932)	(45)	508
Add:				
– Subsidy paid/contribution to operations	–	9,190	–	542
Closing retained profits	**9,677**	**9,683**	**(102)**	**(45)**
Return on capital %	**-3.5%**	**-5.6%**	**n/a**	**n/a**
Subsidy from Council	**1,165**	**1,430**	**57**	**1,095**

SPFS 2018

Council of the City of Broken Hill

Income Statement of Council's Other Business Activities
for the year ended 30 June 2018

	Airport		Commercial waste	
	Category 2		Category 2	
$ '000	**2018**	**2017**	**2018**	**2017**
Income from continuing operations				
User charges	589	720	799	826
Grants and contributions provided for non-capital purposes	45	–	–	–
Other income	–	5	–	–
Total income from continuing operations	**634**	**725**	**799**	**826**
Expenses from continuing operations				
Employee benefits and on-costs	323	293	95	102
Borrowing costs	35	20	–	18
Materials and contracts	217	255	318	451
Depreciation, amortisation and impairment	533	413	81	12
Other expenses	89	75	3	19
Total expenses from continuing operations	**1,197**	**1,056**	**497**	**602**
Surplus (deficit) from continuing operations before capital amounts	**(563)**	**(331)**	**302**	**224**
Surplus (deficit) from continuing operations after capital amounts	**(563)**	**(331)**	**302**	**224**
Surplus (deficit) from all operations before tax	**(563)**	**(331)**	**302**	**224**
Less: corporate taxation equivalent (30%) [based on result before capital]	–	–	(91)	(67)
SURPLUS (DEFICIT) AFTER TAX	**(563)**	**(331)**	**211**	**157**
Plus opening retained profits	(138)	587	870	1,064
Plus adjustments for amounts unpaid:				
– Corporate taxation equivalent	–	–	91	67
Add:				
– Subsidy paid/contribution to operations	564	(394)	–	(418)
Closing retained profits	**(137)**	**(138)**	**1,172**	**870**
Return on capital %	**-3.7%**	**-2.2%**	**14.3%**	**11.5%**
Subsidy from Council	**899**	**646**	**–**	**–**

SPFS 2018

Council of the City of Broken Hill

Statement of Financial Position – Council's Other Business Activities
as at 30 June 2018

	Civic Centre (Entertainment centre) Category 2		Shorty O'Neil Village Category 2	
$ '000	**2018**	**2017**	**2018**	**2017**
ASSETS				
Current assets				
Receivables	–	1	–	–
Total Current Assets	**–**	**1**	**–**	**–**
Non-current assets				
Infrastructure, property, plant and equipment	19,151	17,840	–	–
Total non-current assets	**19,151**	**17,840**	**–**	**–**
TOTAL ASSETS	**19,151**	**17,841**	**–**	**–**
LIABILITIES				
Current liabilities				
Payables	3	3	45	45
Total current liabilities	**3**	**3**	**45**	**45**
Non-current liabilities				
Nil				
TOTAL LIABILITIES	**3**	**3**	**45**	**45**
NET ASSETS	19,148	17,838	(45)	(45)
EQUITY				
Accumulated surplus	10,993	9,683	(45)	(45)
Revaluation reserves	8,155	8,155	–	–
TOTAL EQUITY	19,148	17,838	(45)	(45)

SPFS 2018

Council of the City of Broken Hill

Statement of Financial Position – Council's Other Business Activities
as at 30 June 2018

	Airport		Commercial waste	
	Category 2		Category 2	
$ '000	2018	2017	2018	2017
ASSETS				
Current assets				
Cash and cash equivalents	–	–	–	271
Receivables	21	23	106	85
Total Current Assets	**21**	**23**	**106**	**356**
Non-current assets				
Infrastructure, property, plant and equipment	14,091	14,091	2,113	2,113
Total non-current assets	**14,091**	**14,091**	**2,113**	**2,113**
TOTAL ASSETS	**14,112**	**14,114**	**2,219**	**2,469**
LIABILITIES				
Current liabilities				
Provisions	–	–	1,486	1,599
Total current liabilities	**–**	**–**	**1,486**	**1,599**
Non-current liabilities				
Nil				
TOTAL LIABILITIES	**–**	**–**	**1,486**	**1,599**
NET ASSETS	14,112	14,114	733	870
EQUITY				
Accumulated surplus	(140)	(138)	733	870
Revaluation reserves	14,252	14,252	–	–
TOTAL EQUITY	14,112	14,114	733	870

SPFS 2018

Council of the City of Broken Hill

Special Purpose Financial Statements
for the year ended 30 June 2018

Contents of the notes accompanying the financial statements

Note	Details	Page
1	Summary of significant accounting policies	8

Council of the City of Broken Hill

Notes to the Special Purpose Financial Statements
for the year ended 30 June 2018

Note 1. Significant accounting policies

A statement summarising the supplemental accounting policies adopted in the preparation of the Special Purpose Financial Statements (SPFS) for National Competition Policy (NCP) reporting purposes follows.

These financial statements are SPFS prepared for use by Council and the Office of Local Government. For the purposes of these statements, the Council is a non-reporting not-for-profit entity.

The figures presented in these Special Purpose Financial Statements have been prepared in accordance with the recognition and measurement criteria of relevant Australian Accounting Standards, other authoritative pronouncements of the Australian Accounting Standards Board (AASB) and Australian Accounting Interpretations.

The disclosures in these Special Purpose Financial Statements have been prepared in accordance with the Local Government Act 1993 (NSW), the Local Government (General) Regulation, and the Local Government Code of Accounting Practice and Financial Reporting.

The statements are prepared on an accruals basis. They are based on historic costs and do not take into account changing money values or, except where specifically stated, current values of non-current assets. Certain taxes and other costs, appropriately described, have been imputed for the purposes of the National Competition Policy.

National Competition Policy

Council has adopted the principle of 'competitive neutrality' in its business activities as part of the National Competition Policy which is being applied throughout Australia at all levels of government.

The framework for its application is set out in the June 1996 NSW government policy statement titled 'Application of National Competition Policy to Local Government'.

The Pricing and Costing for Council Businesses, A Guide to Competitive Neutrality issued by the Office of Local Government in July 1997 has also been adopted.

The pricing and costing guidelines outline the process for identifying and allocating costs to activities and provide a standard for disclosure requirements.

These disclosures are reflected in Council's pricing and/or financial reporting systems and include taxation equivalents, Council subsidies, return on investments (rate of return), and dividends paid.

Declared business activities

In accordance with *Pricing and Costing for Council Businesses – A Guide to Competitive Neutrality,* Council has declared that the following are to be considered as business activities:

Category 1

(where gross operating turnover is over $2 million)

Nil

Category 2

(where gross operating turnover is less than $2 million)

a. Civic Centre (Entertainment Centre)

Venue for the conduct of shows, festivals, civic activities & significant events.

Council of the City of Broken Hill

Notes to the Special Purpose Financial Statements
for the year ended 30 June 2018

Note 1. Significant accounting policies (continued)

b. Shorty O'Neil Hostel

Aged Care Retirement Village

c. Broken Hill Airport

Facility for aircraft arrivals & departures, aircraft accommodation, workshop & associated activities.

d. Commercial Garbage Service

Garbage collection & disposal service provided to the business & commercial sector.

Monetary amounts

Amounts shown in the financial statements are in Australian currency and rounded to the nearest thousand dollars.

(i) Taxation-equivalent charges

Council is liable to pay various taxes and financial duties. Where this is the case, they are disclosed as a cost of operations just like all other costs.

However, where Council does not pay some taxes which are generally paid by private sector businesses, such as income tax, these equivalent tax payments have been applied to all Council-nominated business activities and are reflected in Special Purpose Financial Statements.

For the purposes of disclosing comparative information relevant to the private sector equivalent, the following taxation equivalents have been applied to all Council-nominated business activities (this does not include Council's non-business activities):

Notional rate applied (%)

Corporate income tax rate – **30%**

Land tax – the first $629,000 of combined land values attracts **0%**. For the combined land values in excess of $629,001 up to $3,846,000 the rate is **1.6% + $100**. For the remaining combined land value that exceeds $3,846,000 a premium marginal rate of **2.0%** applies.

Payroll tax – **5.45%** on the value of taxable salaries and wages in excess of $750,000.

Income tax

An income tax equivalent has been applied on the profits of the business activities.

Whilst income tax is not a specific cost for the purpose of pricing a good or service, it needs to be taken into account in terms of assessing the rate of return required on capital invested.

Accordingly, the return on capital invested is set at a pre-tax level - gain/(loss) from ordinary activities before capital amounts, as would be applied by a private sector competitor. That is, it should include a provision equivalent to the corporate income tax rate, currently 30%.

Income tax is only applied where a gain/ (loss) from ordinary activities before capital amounts has been achieved.

Since the taxation equivalent is notional – that is, it is payable to Council as the 'owner' of business operations - it represents an internal payment and has no effect on the operations of the Council. Accordingly, there is no need for disclosure of internal charges in the SPFS.

Council of the City of Broken Hill

Notes to the Special Purpose Financial Statements
for the year ended 30 June 2018

Note 1. Significant accounting policies (continued)

The rate applied of 30% is/is not the equivalent company tax rate prevalent at reporting date. No adjustments have been made for variations that have occurred during the year.

Local government rates and charges

A calculation of the equivalent rates and charges payable on all category 1 businesses has been applied to all land assets owned or exclusively used by the business activity.

Loan and debt guarantee fees

The debt guarantee fee is designed to ensure that council business activities face 'true' commercial borrowing costs in line with private sector competitors.

In order to calculate a debt guarantee fee, Council has determined what the differential borrowing rate would have been between the commercial rate and Council's borrowing rate for its business activities.

(ii) Subsidies

Government policy requires that subsidies provided to customers, and the funding of those subsidies, must be explicitly disclosed.

Subsidies occur when Council provides services on a less-than-cost-recovery basis. This option is exercised on a range of services in order for Council to meet its community service obligations.

Accordingly, 'subsidies disclosed' (in relation to National Competition Policy) represents the difference between revenue generated from 'rate of return' pricing and revenue generated from prices set by Council in any given financial year.

The overall effect of subsidies is contained within the Income Statement of each reported business activity.

(iii) Return on investments (rate of return)

The NCP policy statement requires that councils with Category 1 businesses 'would be expected to generate a return on capital funds employed that is comparable to rates of return for private businesses operating in a similar field'.

Such funds are subsequently available for meeting commitments or financing future investment strategies.

The actual rate of return achieved by each business activity is disclosed at the foot of each respective Income Statement.

The rate of return is calculated as follows:

$$\frac{\textbf{Operating result before capital income + interest expense}}{\textbf{Written down value of I,PP\&E as at 30 June}}$$

As a minimum, business activities should generate a return equal to the Commonwealth 10 year bond rate which is 2.63% at 30/6/18.

(iv) Dividends

Council is not required to pay dividends to either itself (as owner of a range of businesses) or to any external entities.

INDEPENDENT AUDITOR'S REPORT

Report on the special purpose financial report

Broken Hill City Council

To the Councillors of the Broken Hill City Council

Opinion

I have audited the accompanying special purpose financial report (the financial report) of Broken Hill City Council's (the Council) Declared Business Activities, which comprise the Income Statement of each Declared Business Activity for the year ended 30 June 2018, the Statement of Financial Position of each Declared Business Activity as at 30 June 2018, notes comprising a summary of Significant accounting policies and other explanatory information for the Business Activity declared by Council, and the Statement by Councillors and Management.

The Declared Business Activities of the Council are:

- Civic Centre (Entertainment centre)
- Shorty O'Neil Village
- Airport
- Commercial Waste

In my opinion, the financial report presents fairly, in all material respects, the financial position of the Council's declared Business Activities as at 30 June 2018, and its financial performance for the year then ended, in accordance with the Australian Accounting Standards described in Note 1 and the Local Government Code of Accounting Practice and Financial Reporting (LG Code).

My opinion should be read in conjunction with the rest of this report.

Basis for Opinion

I conducted my audit in accordance with Australian Auditing Standards. My responsibilities under the standards are described in the 'Auditor's Responsibilities for the Audit of the Financial Report' section of my report.

I am independent of the Council in accordance with the requirements of the:

- Australian Auditing Standards
- Accounting Professional and Ethical Standards Board's APES 110 'Code of Ethics for Professional Accountants' (APES 110).

I have fulfilled my other ethical responsibilities in accordance with APES 110.

Level 15, 1 Margaret Street, Sydney NSW 2000 | GPO Box 12, Sydney NSW 2001 | t 02 9275 7101 | f 02 9275 7179 | e mail@audit.nsw.gov.au | audit.nsw.gov.au

Parliament promotes independence by ensuring the Auditor-General and the Audit Office of New South Wales are not compromised in their roles by:

- providing that only Parliament, and not the executive government, can remove an Auditor-General
- mandating the Auditor-General as the auditor of councils
- precluding the Auditor-General from providing non-audit services.

I believe the audit evidence I have obtained is sufficient and appropriate to provide a basis for my audit opinion.

Emphasis of Matter - Basis of Accounting

Without modifying my opinion, I draw attention to Note 1 to the financial report which describes the basis of accounting. The financial report has been prepared for the purpose of fulfilling the Council's financial reporting responsibilities under the LG Code. As a result, the financial report may not be suitable for another purpose.

Other Information

Other information comprises the information included in the Council's annual report for the year ended 30 June 2018, other than the financial report and my Independent Auditor's Report thereon. The Councillors are responsible for the other information. At the date of this Independent Auditor's Report, the other information I have received comprise the general purpose financial statements and Special Schedules (the Schedules).

My opinion on the financial report does not cover the other information. Accordingly, I do not express any form of assurance conclusion on the other information. However, as required by the *Local Government Act 1993*, I have separately expressed an opinion on the general purpose financial statements and Special Schedule 2 - Permissible income for general rates.

In connection with my audit of the financial report, my responsibility is to read the other information and, in doing so, consider whether the other information is materially inconsistent with the financial report or my knowledge obtained in the audit, or otherwise appears to be materially misstated.

If, based on the work I have performed, I conclude there is a material misstatement of the other information, I must report that fact.

I have nothing to report in this regard.

The Councillors' Responsibilities for the Financial Report

The Councillors are responsible for the preparation and fair presentation of the financial report and for determining that the accounting policies, described in Note 1 to the financial report, are appropriate to meet the requirements in the LG Code. The Councillors' responsibility also includes such internal control as the Councillors determine is necessary to enable the preparation and fair presentation of the financial report that is free from material misstatement, whether due to fraud or error.

In preparing the financial report, the Councillors are responsible for assessing the Council's ability to continue as a going concern, disclosing, as applicable, matters related to going concern and using the going concern basis of accounting, unless it is not appropriate to do so.

Auditor's Responsibilities for the Audit of the Financial Report

My objectives are to:

- obtain reasonable assurance about whether the financial report as a whole is free from material misstatement, whether due to fraud or error
- issue an Independent Auditor's Report including my opinion.

Reasonable assurance is a high level of assurance, but does not guarantee an audit conducted in accordance with Australian Auditing Standards will always detect material misstatements. Misstatements can arise from fraud or error. Misstatements are considered material if, individually or in aggregate, they could reasonably be expected to influence the economic decisions users take based on the financial report.

A description of my responsibilities for the audit of the financial report is located at the Auditing and Assurance Standards Board website at: www.auasb.gov.au/auditors_responsibilities/ar4.pdf. The description forms part of my auditor's report.

My opinion does not provide assurance:

- that the Council carried out its activities effectively, efficiently and economically
- about the security and controls over the electronic publication of the audited financial report on any website where it may be presented
- about any other information which may have been hyperlinked to/from the financial report.

Weini Liao
Director, Financial Audit Services

26 October 2018
SYDNEY



Council of the City of Broken Hill

SPECIAL SCHEDULES
for the year ended 30 June 2018

"... is a vibrant, prosperous and culturally rich Heritage City shared with visitors from around the world."

BROKEN HILL
CITY COUNCIL

Council of the City of Broken Hill

Special Schedules
for the year ended 30 June 2018

Contents

Page

Special Schedules [1]

Special Schedule 1	Net Cost of Services	2
Special Schedule 2	Permissible income for general rates	4
Special Schedule 2	Independent Auditors Report	5
Special Schedule 7	Report on Infrastructure Assets	8

[1] Special Schedules are not audited (with the exception of Special Schedule 2).

Background

(i) These Special Schedules have been designed to meet the requirements of special purpose users such as;

- the NSW Grants Commission
- the Australian Bureau of Statistics (ABS),
- the NSW Office of Water (NOW), and
- the Office of Local Government (OLG).

(ii) The financial data is collected for various uses including;

- the allocation of Financial Assistance Grants,
- the incorporation of Local Government financial figures in national statistics,
- the monitoring of loan approvals,
- the allocation of borrowing rights, and
- the monitoring of the financial activities of specific services.

Council of the City of Broken Hill

Special Schedule 1 – Net Cost of Services
for the year ended 30 June 2018

$'000

Function or activity	Expenses from continuing operations	Income from continuing operations		Net cost of services
		Non-capital	Capital	
Governance	994	–	–	(994)
Administration	8,629	142	689	(7,798)
Public order and safety				
Fire service levy, fire protection, emergency services	586	–	–	(586)
Beach control	–	–	–	–
Enforcement of local government regulations	139	46	–	(93)
Animal control	200	45	–	(155)
Other	–	–	–	–
Total public order and safety	925	91	–	(834)
Health	164	15	–	(149)
Environment				
Noxious plants and insect/vermin control	13	7	–	(6)
Other environmental protection	–	4	–	4
Solid waste management	2,021	3,867	–	1,846
Street cleaning	538	–	–	(538)
Drainage	–	–	–	–
Stormwater management	37	–	–	(37)
Total environment	2,609	3,878	–	1,269
Community services and education				
Administration and education	–	–	–	–
Social protection (welfare)	–	–	–	–
Aged persons and disabled	513	236	–	(277)
Children's services	45	–	–	(45)
Total community services and education	558	236	–	(322)
Housing and community amenities				
Public cemeteries	296	171	–	(125)
Public conveniences	46	–	89	43
Street lighting	516	–	–	(516)
Town planning	430	230	200	–
Other community amenities	–	–	–	–
Total housing and community amenities	1,288	401	289	(598)
Water supplies	–	–	–	–
Sewerage services	–	–	–	–

Council of the City of Broken Hill

Special Schedule 1 – Net Cost of Services (continued)
for the year ended 30 June 2018

$'000

Function or activity	Expenses from continuing operations	Income from continuing operations		Net cost of services
		Non-capital	Capital	
Recreation and culture				
Public libraries	1,108	196	(2,310)	(3,222)
Museums	438	92	–	(346)
Art galleries	1,079	747	–	(332)
Community centres and halls	316	11	–	(305)
Performing arts venues	–	–	–	–
Other performing arts	–	–	–	–
Other cultural services	44	14	–	(30)
Sporting grounds and venues	899	–	–	(899)
Swimming pools	1,371	–	–	(1,371)
Parks and gardens (lakes)	2,754	13	180	(2,561)
Other sport and recreation	–	–	–	–
Total recreation and culture	8,009	1,073	(2,130)	(9,066)
Fuel and energy	–	–	–	–
Agriculture	–	–	–	–
Mining, manufacturing and construction				
Building control	–	–	–	–
Other mining, manufacturing and construction	–	–	–	–
Total mining, manufacturing and const.	–	–	–	–
Transport and communication				
Urban roads (UR) – local	5,989	300	1,249	(4,440)
Urban roads – regional	60	458	–	398
Sealed rural roads (SRR) – local	–	–	–	–
Sealed rural roads (SRR) – regional	–	–	–	–
Unsealed rural roads (URR) – local	–	–	–	–
Unsealed rural roads (URR) – regional	–	–	–	–
Bridges on UR – local	–	–	–	–
Bridges on SRR – local	–	–	–	–
Bridges on URR – local	–	–	–	–
Bridges on regional roads	–	–	–	–
Parking areas	58	–	–	(58)
Footpaths	385	–	–	(385)
Aerodromes	1,354	634	–	(720)
Other transport and communication	2	34	–	32
Total transport and communication	7,848	1,426	1,249	(5,173)
Economic affairs				
Camping areas and caravan parks	–	–	–	–
Other economic affairs	3,819	1,264	–	(2,555)
Total economic affairs	3,819	1,264	–	(2,555)
Totals – functions	34,843	8,526	97	(26,220)
General purpose revenues (1)		20,136		20,136
Share of interests – joint ventures and associates using the equity method	–	–		–
NET OPERATING RESULT (2)	34,843	28,662	97	(6,084)

(1) Includes: rates and annual charges (including ex gratia, excluding water and sewer), non-capital general purpose grants, interest on investments (excluding externally restricted assets) and interest on overdue rates and annual charges

(2) As reported in the Income Statement

Council of the City of Broken Hill

Special Schedule 2 – Permissible income for general rates
for the year ended 30 June 2019

$'000		Calculation 2018/19	Calculation 2017/18
Notional general income calculation (1)			
Last year notional general income yield	a	15,157	14,689
Plus or minus adjustments (2)	b	(21)	76
Notional general income	c = (a + b)	**15,136**	**14,765**
Permissible income calculation			
Special variation percentage (3)	d	0.00%	0.00%
Or rate peg percentage	e	2.30%	1.50%
Or crown land adjustment (incl. rate peg percentage)	f	0.00%	2.14%
Less expiring special variation amount	g	–	–
Plus special variation amount	h = d x (c – g)	–	–
Or **plus** rate peg amount	i = c x e	348	–
Or **plus** Crown land adjustment and rate peg amount	j = c x f	–	316
Sub-total	k = (c + g + h + i + j)	**15,484**	**15,081**
Plus (or minus) last year's carry forward total	l	151	14
Less valuation objections claimed in the previous year	m	(213)	–
Sub-total	n = (l + m)	**(62)**	**14**
Total permissible income	o = k + n	**15,422**	**15,095**
Less notional general income yield	p	15,376	15,157
Catch-up or (excess) result	q = o – p	**46**	**(62)**
Plus income lost due to valuation objections claimed (4)	r	–	213
Less unused catch-up (5)	s	(14)	–
Carry forward to next year	t = q + r – s	**32**	**151**

Notes

(1) The notional general income will not reconcile with rate income in the financial statements in the corresponding year. The statements are reported on an accrual accounting basis which include amounts that relate to prior years' rates income.

(2) Adjustments account for changes in the number of assessments and any increase or decrease in land value occurring during the year. The adjustments are called 'supplementary valuations' as defined in the *Valuation of Land Act 1916*.

(3) The 'special variation percentage' is inclusive of the rate peg percentage and where applicable Crown land adjustment.

(4) Valuation objections are unexpected changes in land values as a result of land owners successfully objecting to the land value issued by the Valuer-General. Councils can claim the value of the income lost due to valuation objections in any single year.

(5) Unused catch-up amounts will be deducted if they are not caught up within 2 years. Usually councils will have a nominal carry forward figure. These amounts can be adjusted for in setting the rates in a future year.

(6) Carry forward amounts which are in excess (an amount that exceeds the permissible income) require ministerial approval by order published in the *NSW Government Gazette* in accordance with section 512 of the *Local Government Act 1993*. The OLG will extract these amounts from Council's Special Schedule 2 in the financial data return (FDR) to administer this process.

INDEPENDENT AUDITOR'S REPORT

Special Schedule 2 - Permissible Income for general rates

Broken Hill City Council

To the Councillors of Broken Hill City Council

Opinion

I have audited the accompanying Special Schedule 2 – Permissible Income for general rates (the Schedule) of Broken Hill City Council (the Council) for the year ending 30 June 2019.

In my opinion, the Schedule of the Council for the year ending 30 June 2019 is prepared, in all material respects in accordance with the requirements of the Local Government Code of Accounting Practice and Financial Reporting (LG Code) issued by the Office of Local Government (OLG), and is in accordance with the books and records of the Council.

My opinion should be read in conjunction with the rest of this report.

Basis for Opinion

I conducted my audit in accordance with Australian Auditing Standards. My responsibilities under the standards are described in the 'Auditor's Responsibilities for the Audit of the Schedule' section of my report.

I am independent of the Council in accordance with the requirements of the:

- Australian Auditing Standards
- Accounting Professional and Ethical Standards Board's APES 110 'Code of Ethics for Professional Accountants' (APES 110).

I have fulfilled my other ethical responsibilities in accordance with APES 110.

Parliament promotes independence by ensuring the Auditor-General and the Audit Office of New South Wales are not compromised in their roles by:

- providing that only Parliament, and not the executive government, can remove an Auditor-General
- mandating the Auditor-General as auditor of councils
- precluding the Auditor-General from providing non-audit services.

I believe that the audit evidence I have obtained is sufficient and appropriate to provide a basis for my audit opinion.

Emphasis of Matter – Basis of Accounting

Without modifying my opinion, I draw attention to the special purpose framework used to prepare the Schedule. The Schedule had been prepared for the purpose of fulfilling the Council's reporting obligations under the LG Code. As a result, the Schedule may not be suitable for another purpose.

Other Information

Other information comprises the information included in the Council's annual report for the year ended 30 June 2018, other than the Schedule and my Independent Auditor's Report thereon. The Councillors are responsible for the other information. At the date of this Independent Auditor's Report, the other information I have received comprise the general purpose financial statements, special purpose financial statements and the Special Schedules excluding Special Schedule 2 (the other Schedules).

My opinion on the Schedule does not cover the other information. Accordingly, I do not express any form of assurance conclusion on the other information. However, as required by the *Local Government Act 1993*, I have separately expressed an opinion on the general purpose financial statements and the special purpose financial statements.

In connection with my audit of the Schedule, my responsibility is to read the other information and, in doing so, consider whether the other information is materially inconsistent with the Schedule or my knowledge obtained in the audit, or otherwise appears to be materially misstated.

If, based on the work I have performed, I conclude there is a material misstatement of the other information, I must report that fact.

I have nothing to report in this regard.

The Councillors' Responsibilities for the Schedule

The Councillors are responsible for the preparation of the Schedule in accordance with the LG Code. The Councillors' responsibility also includes such internal control as the Councillors determine is necessary to enable the preparation of the Schedule that is free from material misstatement, whether due to fraud or error.

In preparing the Schedule, the Councillors are responsible for assessing the Council's ability to continue as a going concern, disclosing, as applicable, matters related to going concern and using the going concern basis of accounting, unless it is not appropriate to do so.

Auditor's Responsibilities for the Audit of the Schedule

My objectives are to:

- obtain reasonable assurance whether the Schedule as a whole is free from material misstatement, whether due to fraud or error
- issue an Independent Auditor's Report including my opinion.

Reasonable assurance is a high level of assurance, but does not guarantee an audit conducted in accordance with Australian Auditing Standards will always detect material misstatements. Misstatements can arise from fraud or error. Misstatements are considered material if, individually or in aggregate, they could reasonably be expected to influence the economic decisions users take based on the Schedule.

A description of my responsibilities for the audit of the Schedule is located at the Auditing and Assurance Standards Board website at: www.auasb.gov.au/auditors_responsibilities/ar8.pdf. The description forms part of my auditor's report. My opinion does *not* provide assurance:

- that the Council carried out its activities effectively, efficiently and economically
- about the security and controls over the electronic publication of the audited Schedule on any website where it may be presented
- about any other information which may have been hyperlinked to/from the Schedule.

Weini Liao
Director, Financial Audit Services

26 October 2018
SYDNEY

Council of the City of Broken Hill

Special Schedule 7 – Report on Infrastructure Assets as at 30 June 2018

$'000

Asset class	Asset category	Estimated cost to bring assets to satisfactory standard	Estimated cost to bring to the agreed level of service set by Council	2017/18 Required maintenance[a]	2017/18 Actual maintenance	Net carrying amount	Gross replacement cost (GRC)	Assets in condition as a percentage of gross replacement cost				
								1	2	3	4	5
Buildings	Council Offices / Administration Centre	1,738	1,738	90	97	3,517	9,384	62%	3%	15%	20%	0%
	Council Works Depot	15	15	18	43	810	3,678	7%	21%	29%	36%	7%
	Libraries	135	135	20	20	930	3,270	22%	0%	78%	0%	0%
	Museums	121	121	10	24	1,738	4,014	26%	29%	26%	14%	5%
	Public Halls	226	226	50	56	1,794	9,426	18%	32%	32%	9%	9%
	Civic Centre	106	106	8	41	11,424	16,560	62%	0%	38%	0%	0%
	Amenities	91	91	–	7	277	727	25%	25%	50%	0%	0%
	Airport	2,105	2,105	125	93	3,589	8,059	11%	0%	79%	10%	0%
	Art Gallery	233	233	–	52	2,964	5,368	78%	22%	0%	0%	0%
	Tourist and Travellers Centre	59	59	–	44	1,704	4,720	17%	75%	8%	0%	0%
	Parks & Reserves	217	217	–	733	7,237	28,394	11%	16%	35%	30%	8%
	Cemetery	70	70	28	9	233	417	10%	40%	50%	0%	0%
	Waste Site	599	599	17	24	1,147	1,702	53%	6%	29%	12%	0%
	Other	340	340	22	21	2,763	10,177	0%	33%	67%	0%	0%
	Sub-total	**6,055**	**6,055**	**388**	**1,264**	**40,127**	**105,896**	**28.3%**	**17.3%**	**37.7%**	**13.4%**	**3.4%**
Other structures	Other structures	–	–	–	–	3,740	14,005	10%	10%	62%	18%	0%
	Sub-total	**–**	**–**	**–**	**–**	**3,740**	**14,005**	**10.0%**	**10.0%**	**62.0%**	**18.0%**	**0.0%**

Council of the City of Broken Hill

Special Schedule 7 – Report on Infrastructure Assets as at 30 June 2018 (continued)

$'000

Asset class	Asset category	Estimated cost to bring assets to satisfactory standard	Estimated cost to bring to the agreed level of service set by Council	2017/18 Required maintenance[a]	2017/18 Actual maintenance	Net carrying amount	Gross replacement cost (GRC)	Assets in condition as a percentage of gross replacement cost				
								1	2	3	4	5
Roads	Sealed roads	23,961	23,961	254	651	16,303	31,643	3%	23%	72%	1%	1%
	Sealed roads Structure	–	–	–	–	57,036	103,614	2%	18%	78%	2%	0%
	Unsealed roads	450	450	–	–	1,660	2,511	33%	50%	17%	0%	0%
	Footpaths	–	–	–	284	6,709	12,816	1%	99%	0%	0%	0%
	Kerb & Gutter	7,343	7,343	395	32	17,656	30,757	1%	75%	20%	4%	0%
	Airport	1,140	1,140	250	249	9,517	13,510	46%	24%	26%	4%	0%
	Carparks	133	133	–	17	1,265	2,052	45%	15%	33%	7%	0%
	Roundabouts	677	677	–	13	745	1,132	56%	38%	0%	6%	0%
	Other	–	–	–	–	100	8,847	100%	0%	0%	0%	0%
	Sub-total	**33,704**	**33,704**	**899**	**1,246**	**110,991**	**206,882**	**10.1%**	**32.3%**	**55.3%**	**2.1%**	**0.2%**
Stormwater drainage	Stormwater drainage	1,299	1,299	–	201	8,235	13,510	5%	43%	47%	5%	0%
	Sub-total	**1,299**	**1,299**	**–**	**201**	**8,219**	**13,510**	**5.0%**	**43.0%**	**47.0%**	**5.0%**	**0.0%**
Open space/ recreational assets	Swimming pools	1,701	1,701	–	9	14,068	17,834	19%	62%	4%	4%	11%
	Other	675	675	695	702	2,803	4,594	17%	33%	33%	17%	0%
	Sub-total	**2,376**	**2,376**	**695**	**711**	**16,750**	**22,428**	**18.6%**	**56.1%**	**9.9%**	**6.7%**	**8.7%**
	TOTAL – ALL ASSETS	**43,434**	**43,434**	**1,982**	**3,422**	**179,827**	**362,721**	**15.7%**	**29.0%**	**47.3%**	**6.4%**	**1.6%**

Notes:

a Required maintenance is the amount identified in Council's asset management plans.

Infrastructure asset condition assessment 'key'

1	**Excellent/very good**	No work required (normal maintenance)
2	**Good**	Only minor maintenance work required
3	**Satisfactory**	Maintenance work required
4	**Poor**	Renewal required
5	**Very poor**	Urgent renewal/upgrading required

Special Schedules 2018

Council of the City of Broken Hill

Special Schedule 7 – Report on Infrastructure Assets (continued)
for the year ended 30 June 2018

	Amounts 2018	Indicator 2018	Prior periods 2017	Prior periods 2016	Benchmark
Infrastructure asset performance indicators * consolidated					
1. Buildings and infrastructure renewals ratio (1)					
Asset renewals (2)	1,394	19.28%	112.80%	65.75%	>= 100%
Depreciation, amortisation and impairment	7,230				
2. Infrastructure backlog ratio (1)					
Estimated cost to bring assets to a satisfactory standard	43,434	24.15%	25.51%	16.05%	< 2.00%
Net carrying amount of infrastructure assets	179,827				
3. Asset maintenance ratio					
Actual asset maintenance	3,422	172.65%	121.62%	92.88%	> 100%
Required asset maintenance	1,982				
4. Cost to bring assets to agreed service level					
Estimated cost to bring assets to an agreed service level set by Council	43,434	11.97%	13.06%	9.85%	
Gross replacement cost	362,721				

Notes

* All asset performance indicators are calculated using the asset classes identified in the previous table.

(1) Excludes Work In Progress (WIP)

(2) Asset renewals represent the replacement and/or refurbishment of existing assets to an equivalent capacity/performance as opposed to the acquisition of new assets (or the refurbishment of old assets) that increases capacity/performance.

Council of the City of Broken Hill

Special Schedule 7 – Report on Infrastructure Assets (continued)
for the year ended 30 June 2018

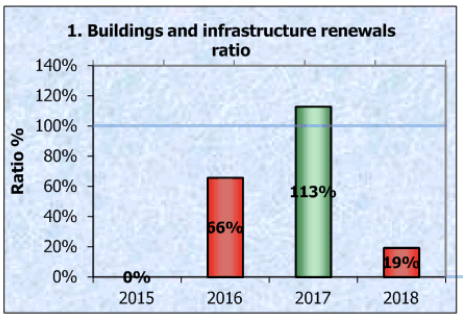

Purpose of asset renewals ratio	Commentary on 2017/18 result
	2017/18 Ratio 19.28%
To assess the rate at which these assets are being renewed relative to the rate at which they are depreciating.	Council made a commitment to reach a 110% renewal ratio for the 10 year financial plan in 2016/17 and budgeted likewise. Due to a lack of resource and capability within this section of the organisation during the 2017/18 financial year, a large amount of capital work remained unfinished or did not start. Through a drive in recruitment and capability development, it is expected that this result will improve in subsequent years.

Benchmark: ——— Minimum >=100.00%
Source for benchmark: Code of Accounting Practice and Financial Reporting #26

Ratio achieves benchmark
Ratio is outside benchmark

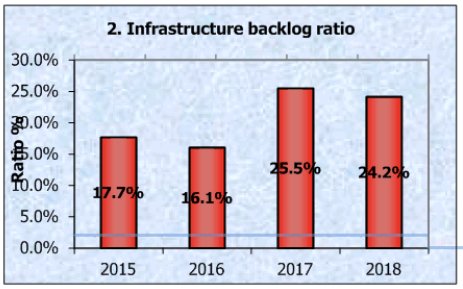

Purpose of infrastructure backlog ratio	Commentary on 2017/18 result
	2017/18 Ratio 24.15%
This ratio shows what proportion the backlog is against the total value of a Council's infrastructure.	Council is continuing to asses the infrastructure backlog ratio based on replacement costs, community service levels and other requirements. It is expected that this figure will reduce as these outcomes are realised as well as meeting the required renewal rates.

Benchmark: ——— Maximum <2.00%
Source for benchmark: Code of Accounting Practice and Financial Reporting #26

Ratio achieves benchmark
Ratio is outside benchmark

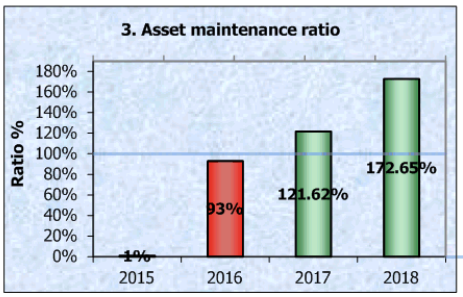

Purpose of asset maintenance ratio	Commentary on 2017/18 result
	2017/18 Ratio 172.65%
Compares actual vs. required annual asset maintenance. A ratio above 100% indicates Council is investing enough funds to stop the infrastructure backlog growing.	Council achieved the benchmark of of asset maintenance in 2017/18. Assets were over maintained this financial year, as a lack of resourcing capability slowed the capital renewal program and as a result assets were maintained longer and required additional maintenance as opposed to being replaced as necessary at the end of their useful life.

Benchmark: ——— Minimum >100.00%
Source for benchmark: Code of Accounting Practice and Financial Reporting #26

Ratio achieves benchmark
Ratio is outside benchmark

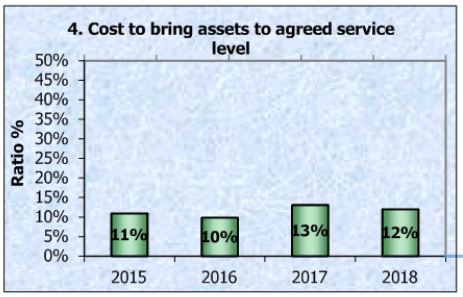

Purpose of agreed service level ratio	Commentary on 2017/18 result
	2017/18 Ratio 11.97%
This ratio provides a snapshot of the proportion of outstanding renewal works compared to the total value of assets under Council's care and stewardship.	This ratio is consistent with previous years, but as asset replacement costs and community service levels are continually assessed, it is expected that this figure will reduce as these outcomes are realised. A focus on asset renewals in future years will further reduce this ratio.

BROKEN HILL
CITY COUNCIL

www.brokenhill.nsw.gov.au

2017-2021 DISABILITY INCLUSION ACTION PLAN KEY PERFORMANCE INDICATORS PROGRESS REPORT FROM 1 JULY 2017 TO 30 JUNE 2018

BROKEN HILL
CITY COUNCIL

AUSTRALIA'S FIRST
HERITAGE LISTED CITY

BROKEN HILL
CITY COUNCIL

QUALITY CONTROL		
TRIM REFERENCES	D18/39230 - 16/82	
KEY DIRECTION	4. Our Leadership	
OBJECTIVE	4.1 Openness and Transparency in Decision Making	
FUNCTION	Leadership & Governance	
STRATEGY	4.1.1.20 Actions from the Disability Inclusion Action Plan 2017-2021 are implemented	
RESPONSIBLE OFFICER	General Manager	
REVIEW DATE	July 2018	
COMPANY	Broken Hill City Council	
PHONE NUMBER	08 8080 3300	
EMAIL ADDRESS FOR ENQUIRIES ONLY	council@brokenhill.nsw.gov.au	
DATE	ACTION	MINUTE NO.
29 August 2018	Adopted by Council	45885
NOTES	Front Cover Image: Sturt Park Images sourced from Council's Image Library © Copyright Broken Hill City Council 2018	
ASSOCIATED DOCUMENTS	Disability Inclusion Action Plan 2017-2021	

BROKEN HILL
CITY COUNCIL

KPI STATUS KEY

STATUS		DEFINITION
Completed		This task has been achieved and there is no further report requirements.
In Progress		This task is currently being reviewed and/or relevant works to achieve this task are being undertaken.
Ongoing		This task continues to be relevant and no final report is available at this time.
Deferred		This task has been determined that further information or investigation is to occur prior to works being undertaken.
Not Commenced		This task is not required to be reported upon during this report period and will be reviewed during a future report period.
Not Achieved		This task has been unsuccessfully competed or not completed and Council will investigate and determine if this task should be reopened for review.

TABLE OF CONTENTS

DISABILITY PLAN SNAPSHOT 5
ATTITUDES AND BEHAVIOURS 6
FOCUS AREA: 1 Attitudes and Behaviours 7
LIVEABLE COMMUNITIES 16
FOCUS AREA: 2 Liveable Communities 17
SYSTEMS AND PROCESSES 39
FOCUS AREA: 3 Systems and Processes 40
EMPLOYMENT 50
FOCUS AREA: 4 Employment 51

BROKEN HILL
CITY COUNCIL

DISABILITY PLAN SNAPSHOT

Outcome KPI Status

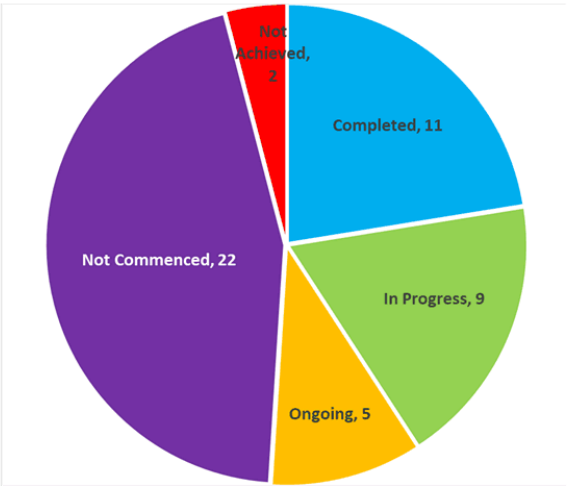

Action KPI Status

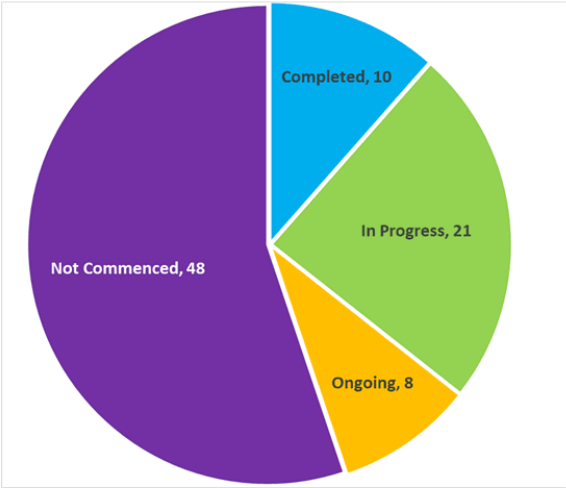

Completed | In Progress | Ongoing | Deferred | Not Commenced | Not Achieved

BROKEN HILL
CITY COUNCIL

ATTITUDES AND BEHAVIOURS

Outcome KPI Status

Action KPI Status

Completed | In Progress | Ongoing | Deferred | Not Commenced | Not Achieved

FOCUS AREA: 1 Attitudes and Behaviours

STRATEGY: S1.1 Support positive attitudes towards inclusion amongst our Council staff
OUTCOME: O1.1.1 All Council staff have an awareness of what inclusion means

POSITION	17/18	18/19	19/20	20/21
Human Resources Manager	Yes	Yes	Yes	Yes

Performance Indicator(s)	Comment	KPI Status
1. Number of induction or refresher sessions delivered that encompass disability inclusion as a topic	No induction or refresher sessions delivered to 30 June 2018.	
2. Council training course materials incorporate the topic of disability inclusion	No Council training course materials were reviewed to 30 June 2018, due to competing resourcing commitments.	
3. Customer Service Framework incorporates the topic of disability awareness and person centred communication	Documentation within the Customer Service Framework include sections on Inclusion and Accessibility and incorporates awareness and effective communication with customers who may have disability.	

ACTION: A1.1.01 Develop in-house training materials on inclusion of people with disability

POSITION	17/18	18/19	19/20	20/21
Human Resources Manager	Yes	No	No	No

Performance Indicator(s)	Comment	KPI Status
1. Finalise awareness training materials for inclusion in induction and/or refresher courses	Awareness training materials for inclusion in induction and/or refresher courses under development.	

Completed In Progress Ongoing Deferred Not Commenced Not Achieved

ACTION: A1.1.02 Deliver induction sessions that encompass the topic of inclusion of people with disability

POSITION	17/18	18/19	19/20	20/21
Human Resources Manager	Yes	Yes	Yes	Yes

Performance Indicator(s)	Comment	KPI Status
1. All new employees receive inclusion awareness training	In progress. Inclusion awareness training to be incorporated into review of orientation.	

ACTION: A1.1.03 Develop and implement an annual training program that promotes inclusivity

POSITION	17/18	18/19	19/20	20/21
Human Resources Manager	No	Yes	Yes	Yes

Performance Indicator(s)	Comment	KPI Status
1. 80% targeted attendance rate	Scheduled for 2018/2019.	

ACTION: A1.1.04 Incorporate disability awareness and person centred communication in the Customer Service Framework

POSITION	17/18	18/19	19/20	20/21
Corporate Services Coordinator	Yes	No	No	No

Performance Indicator(s)	Comment	KPI Status
1. Customer Service Framework includes guidelines on communicating effectively with customers who may have disability (person centred communication)	Documentation within the Customer Service Framework include sections on Inclusion and Accessibility and incorporates awareness and effective communication with customers who may have disability.	

Completed In Progress Ongoing Deferred Not Commenced Not Achieved

STRATEGY: S1.2 Train Council staff to respectfully, confidently and effectively communicate with people with disability
OUTCOME: O1.2.1 Council staff are confident and skilled in communicating with people who have disability

POSITION	17/18	18/19	19/20	20/21
Human Resources Manager	Yes	Yes	Yes	Yes

Performance Indicator(s)	Comment	KPI Status
1. Number and type of training programs relating to inclusion or disability confidence/awareness delivered or that Council staff are sent to	No training programs relating to inclusion or disability confidence/awareness were delivered to 30 June 2018 however, staff attended an Autism Spectrum Disorder and Asperger's Syndrome lecture from Professor Tony Attwood on 22 February 2018.	

ACTION: A1.2.01 Provide key Council staff in Corporate Services, Human Resources and Planning, Development & Compliance training in creating alternative document formats in Word, PDF, Power Point (as a minimum)

POSITION	17/18	18/19	19/20	20/21
Human Resources Manager	Yes	Yes	No	No

Performance Indicator(s)	Comment	KPI Status
1. 80% targeted attendance and type of training programs relating to creating documents that are provided for staff	Training programs relating to creating documents that are provided for staff not commenced. Carried over to 2018/2019.	

ACTION: A1.2.02 Provide Information Services, Digital Officer and other staff who may be required to update web pages with training in web content and design compatible with Web Content Accessibility Guidelines (WCAG) 2.0

POSITION	17/18	18/19	19/20	20/21
Human Resources Manager	Yes	Yes	No	No

Performance Indicator(s)	Comment	KPI Status
1. 80% targeted attendance and type of training programs relating to web content and design	Web Content Accessibility Guidelines compliance formed a part of skills training provided by Digital Officer to content authors during 2017/2018 Financial Year.	

Completed In Progress Ongoing Deferred Not Commenced Not Achieved

ACTION: A1.2.03 Support the Asset & Infrastructure team to enhance disability confidence and communication skills in order to effectively engage people with disability in the Pedestrian And Mobility Plan (PAMP) and the Traffic Committee

POSITION	17/18	18/19	19/20	20/21
Human Resources Manager	Yes	Yes	No	No

Performance Indicator(s)	Comment	KPI Status
1. Meeting Evaluation Sheet data indicates that people with disability feel that Council staff are increasing their skill in addressing access and inclusion in meetings	Evaluation sheet data collection not undertaken to June 2018.	

ACTION: A1.2.04 Provide Council staff from Library, Events, GeoCentre and Art Gallery with opportunities to gain awareness of the needs of children with autism (and the needs of their parents, care givers and siblings)

POSITION	17/18	18/19	19/20	20/21
Human Resources Manager	Yes	Yes	Yes	Yes

Performance Indicator(s)	Comment	KPI Status
1. 80% attendance by targeted group in autism awareness activities or training attended by Council staff from Library, Events, GeoCentre and Art Gallery	No attendance by targeted group during July to December 2017 however, staff attended planned Autism Spectrum Disorder and Asperger's Syndrome lecture from Professor Tony Attwood on 22 February 2018.	

Completed In Progress Ongoing Deferred Not Commenced Not Achieved

ACTION: A1.2.05 Provide GeoCentre, Library, Events and Art Gallery staff with skills (via training or partnership with parents and/or experienced professionals) to create Social Stories that will assist children with autism, or children who experience anxiety, to be involved in groups or formal program activities

POSITION	17/18	18/19	19/20	20/21
Human Resources Manager	No	Yes	No	No

Performance Indicator(s)	Comment	KPI Status
1. 80% targeted attendance at education/training sessions in relation to autism/social anxiety	Scheduled for 2018/2019. However, staff attended planned Autism Spectrum Disorder and Asperger's Syndrome lecture from Professor Tony Attwood scheduled for 22 February 2018.	
2. Survey of Council staff attending the autism awareness activities indicates an increase confidence developing Social Stories relating to their programs and events	Scheduled for 2018/2019.	

ACTION: A1.2.06 Expand awareness and/or training programs for Council training programs for Council staff across the organisation to ensure all services can be delivered in an inclusive manner

POSITION	17/18	18/19	19/20	20/21
Human Resources Manager	No	Yes	No	No

Performance Indicator(s)	Comment	KPI Status
1. 80% attendance by targeted group in activities or training attended by Council staff	Scheduled for 2018/2019.	

Completed In Progress Ongoing Deferred Not Commenced Not Achieved

STRATEGY: S1.3 Contribute positive media stories about what Council is doing to build inclusion with people with disability
OUTCOME: O1.3.1 The community is aware of the activities Council is undertaking to progressively build greater inclusion of people with disability

POSITION	17/18	18/19	19/20	20/21
Communication & Community Engagement Coordinator	Yes	Yes	Yes	Yes

Performance Indicator(s)	Comment	KPI Status
1. Number and topic of media releases relating to DIAP	Disability Inclusion Action Plan referenced in relevant releases and statements on at least four occasions.	

ACTION: A1.3.01 Provide regular media stories (including on social media) on the progress of the implementation of the DIAP

POSITION	17/18	18/19	19/20	20/21
Communication & Community Engagement Coordinator	Yes	Yes	Yes	Yes

Performance Indicator(s)	Comment	KPI Status
1. Minimum four per year and topic of media releases relating to DIAP	Disability Inclusion Action Plan referenced in relevant releases and statements on at least four occasions.	

ACTION: A1.3.02 Source and provide stories to media on the experiences and/or opinions of people with disability with regards to the effectiveness of Council's strategies to build inclusion

POSITION	17/18	18/19	19/20	20/21
Communication & Community Engagement Coordinator	Yes	Yes	Yes	Yes

Performance Indicator(s)	Comment	KPI Status
1. Minimum four per year and topic of media releases relating to DIAP	Disability Inclusion Action Plan referenced in relevant releases and statements on at least four occasions.	

Completed In Progress Ongoing Deferred Not Commenced Not Achieved

STRATEGY: S1.4 Contribute to creating positive attitudes towards inclusion in Broken Hill community
OUTCOME: O1.4.1 The community has a greater awareness of disability inclusion and the benefits of inclusion to the broader community

POSITION	17/18	18/19	19/20	20/21
Director Corporate	Yes	Yes	Yes	Yes

Performance Indicator(s)	Comment	KPI Status
1. Number of disability or inclusion awareness campaigns that Council contributes to or partners with other agencies to promote	Three inclusion awareness campaigns; Library held story time during Hearing Awareness week with the Hearing Centre and the GeoCentre hosted the Lifeline Exhibition. The Library and Administrative Centre displayed posters and pamphlets for National Disability Insurance Scheme.	

ACTION: A1.4.01 Support disability awareness campaigns by displaying promotional posters in Council buildings and facilities (e.g. Autism Awareness, Mental Health Month, International Day of People with Disability and National Relay Service)

POSITION	17/18	18/19	19/20	20/21
Events Coordinator	Yes	Yes	Yes	Yes

Performance Indicator(s)	Comment	KPI Status
1. Minimum of five disability or inclusion awareness campaigns that Council supports	Council has supported the NDIS information and preplanning hubs, National Reconciliation Week, Positive Partnerships Autism Awareness, Inclusive Tourism Online Learning (internal promotion), and Stress Down Day.	

ACTION: A1.4.02 Extend an invitation to YMCA staff, to join the autism awareness session and/or training provided to Library, Events, GeoCentre and Art Gallery staff

POSITION	17/18	18/19	19/20	20/21
Human Resources Manager	Yes	Yes	No	No

Performance Indicator(s)	Comment	KPI Status
1. 80% targeted attendance at education/training sessions by YMCA staff	Invitation sent to education/training sessions to YMCA staff during 2017/2018.	

Completed In Progress Ongoing Deferred Not Commenced Not Achieved

2. Evaluation by Council and YMCA staff attending autism awareness training indicates an increase in confidence in meeting the needs of children with autism and their families	Evaluation by Council and YMCA staff not undertaken during 2017/2018.	

ACTION: A1.4.03 Extend an invitation to YMCA staff, to join the professional development opportunities relating to creating Social Stories for children with autism or who experience anxiety

POSITION	17/18	18/19	19/20	20/21
Human Resources Manager	No	Yes	No	No

Performance Indicator(s)	Comment	KPI Status
1. 80% targeted attendance at education/training sessions by YMCA staff	Scheduled for 2018/2019.	
2. Survey of YMCA staff attending indicates an increase in confidence in creating Social Stories	Scheduled for 2018/2019.	

ACTION: A1.4.04 Library, GeoCentre and/or Art Gallery host programs and/or events that include disability as being part of the human experience and/or reflected in cultural artefacts

POSITION	17/18	18/19	19/20	20/21
Gallery and Museums Manager	Yes	Yes	Yes	Yes

Performance Indicator(s)	Comment	KPI Status
1. Minimum of five programs and/or events including disability as part of the human experience and cultural expression	The Library have: - held story time during Hearing Awareness week with the Hearing Centre; - established a collection of Early Literacy resources for Indigenous; - engaged with aboriginal community in holding NAIDOC story time session; - established a collection of resources for reluctant readers; - engaged with Salvation Army Lisk group, participating 15 times in the past 6 months, with 121 attendees at these sessions; and	

Completed In Progress Ongoing Deferred Not Commenced Not Achieved

- the Art Gallery hosted workshops for Maari Ma Health group clients.

The Library has also installed technology and equipment improvements to assist in inclusion and accessibility with further improvements in planning.

Completed In Progress Ongoing Deferred Not Commenced Not Achieved

BROKEN HILL
CITY COUNCIL

LIVEABLE COMMUNITIES

Outcome KPI Status

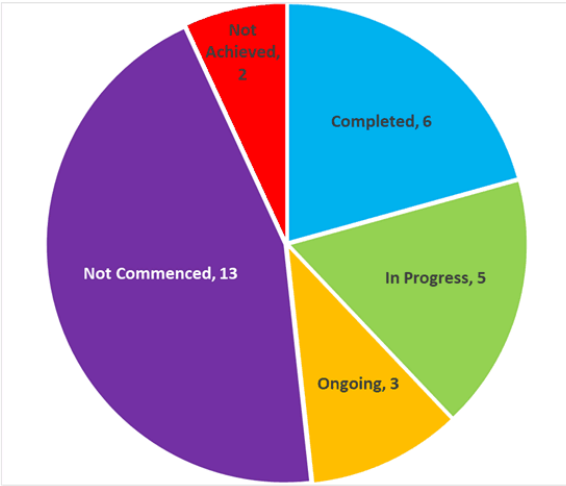

Action KPI Status

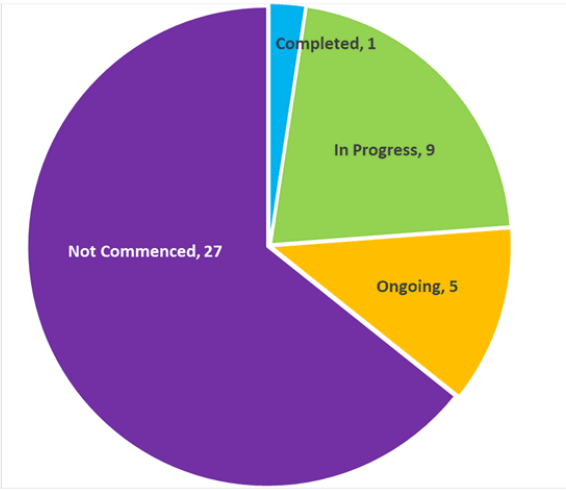

Completed In Progress Ongoing Deferred Not Commenced Not Achieved

FOCUS AREA: 2 Liveable Communities

STRATEGY: S2.1 Progressively improve the accessibility of footpaths in Broken Hill LGA in consultation with people with mobility and vision related disabilities

OUTCOME: O2.1.1 People with disability are consulted about the priority maintenance and upgrade of footpaths, kerbs, crossings and ramps in Broken Hill

POSITION	17/18	18/19	19/20	20/21
Infrastructure Projects Engineer	Yes	Yes	Yes	Yes

Performance Indicator(s)	Comment	KPI Status
1. Two Reference Group meetings per year on footpath maintenance/upgrade completed	Council has received funding from the RMS to develop a city wide Pedestrian Access and Mobility Plan commencing in 2018/2019. As part of the project, a Reference Group is required. A Terms of Reference has been created for the group. Expressions of interests will be advertised for stakeholder members to consult on priorities. It is anticipated a prioritised forward works program will be made available in 2018-19 ready for implementation in 2019/2020.	
2. PAMP reviewed to include Reference Group input on priorities for increasing continuous paths of accessible travel	The PAMP review will include substantial stakeholder engagement through the reference group. PAMP review funding has been awarded to commence in 2018/2019.	

ACTION: A2.1.01 Write Terms of Reference for a Reference Group to the PAMP that includes purpose, duration, frequency, representation across Broken Hill and representational of various mobility types and parents/guardians of school aged children

POSITION	17/18	18/19	19/20	20/21
Infrastructure Projects Engineer	Yes	No	No	No

Performance Indicator(s)	Comment	KPI Status
1. PAMP Reference Group Terms of Reference written and approved	PAMP Reference Group Terms of Reference have been drafted and is pending Council approval to be obtained in 2018/2019 in conjunction with the PAMP Review Project.	

Completed In Progress Ongoing Deferred Not Commenced Not Achieved

ACTION: A2.1.02 Advertise for Reference Group members, and use contacts from industry and Government services to assist to fill all required representation positions

POSITION	17/18	18/19	19/20	20/21
Infrastructure Projects Engineer	No	Yes	No	Yes

Performance Indicator(s)	Comment	KPI Status
1. List of advertisements published for Reference Group members, and copy for future Reference Group recruitment is on file	Scheduled for 2018/2019.	

ACTION: A2.1.03 Conduct meetings (using Accessible Meeting Guidelines) and report on PAMP progress and asking the Reference Group to provide feedback on the priorities listed in the PAMP

POSITION	17/18	18/19	19/20	20/21
Infrastructure Projects Engineer	No	Yes	Yes	Yes

Performance Indicator(s)	Comment	KPI Status
1. Two Reference Group meetings per year on footpath maintenance/upgrade completed	Scheduled for 2018/2019.	

ACTION: A2.1.04 Review the PAMP priorities and assessments based on input from the Reference Group

POSITION	17/18	18/19	19/20	20/21
Infrastructure Projects Engineer	No	Yes	Yes	Yes

Performance Indicator(s)	Comment	KPI Status
1. PAMP reviewed to include Reference Group input on priorities for increasing continuous paths of accessible travel	Scheduled for 2018/2019. Council has received funding through the RMS for the PAMP review awarded commencing in the 2018/2019 financial year. With the funding available, an accessibility consultant will be engaged in assisting in determining accessibility compliance requirements and prioritisation with the input and support of the PAMP Reference Group. Once an agreed plan is developed, the PAMP reference group will recommend it to Council for adoption. It is anticipated this will be achieved in the 2018/2019 year.	

Completed In Progress Ongoing Deferred Not Commenced Not Achieved

ACTION: A2.1.05 Inform the public of the consultation with the PAMP Reference Group and the priority list for maintenance or upgrade of PAMP related infrastructure

POSITION	17/18	18/19	19/20	20/21
Infrastructure Projects Engineer	No	Yes	Yes	Yes

Performance Indicator(s)	Comment	KPI Status
1. Media release prepared for each consultation phase	Scheduled for 2018/2019.	

STRATEGY: S2.2 Plan to progressively improve the accessibility of public toilets (including way finding)
OUTCOME: O2.2.1 People with disability are directly consulted about the priorities for enhancement of Council public toilets

POSITION	17/18	18/19	19/20	20/21
Asset Planner (Buildings)	No	No	Yes	No

Performance Indicator(s)	Comment	KPI Status
1. One community consultation on Council public toilet maintenance, modification or replacement priorities completed	Scheduled for 2019/2020. As part of the Patton Park Refurbishment Project, Council had consulted with the Patton Village Committee that it intends to procure a state of the art amenities unit that is fully accessible to Australian Standards and Legislation. The amenities block will be constructed in 2018/2019 as part of the refurbishment.	
2. PAMP reviewed to include community input on priorities for maintenance and upgrade and way finding of accessible Council toilet facilities	Scheduled for 2019/2020. Access to public facilities to be included in PAMP review scope of works and is scheduled for 2018/2019 as funding has been received to progress the project by the RMS.	

Completed In Progress Ongoing Deferred Not Commenced Not Achieved

ACTION: A2.2.01 Write a Consultation Plan for a community consultation on Council public toilet maintenance and upgrade, and way finding priorities including: - Purpose and aim of consultation - Promotional plan to engage a broad range of relevant stakeholders (particularly mobility and vision related disability) - Draft consultation questions

POSITION	17/18	18/19	19/20	20/21
Communication & Community Engagement Coordinator	No	No	Yes	No

Performance Indicator(s)	Comment	KPI Status
1. Consultation Plan for accessible Council public toilets consultation complete	Scheduled for 2019/2020. Accessible public amenities falls under the umbrella of the PAMP as accessible toilets is part of a pedestrian network and is scheduled for undertaking in 2018/2019. The consultation component will be achieved through the PAMP Reference Group.	

ACTION: A2.2.02 Advertise community consultation on accessible Council public toilets (maintenance and upgrade and way finding priorities), using industry and Government contacts to assist to reach target audience

POSITION	17/18	18/19	19/20	20/21
Communication & Community Engagement Coordinator	No	Yes	No	No

Performance Indicator(s)	Comment	KPI Status
1. List of advertisements published for community consultation on accessible Council public toilets, and copy for future similar consultation kept on file	Scheduled for 2018/2019. Advertisements to be carried out in conjunction with the PAMP review.	

ACTION: A2.2.03 Conduct community consultation on accessible Council public toilets (maintenance and upgrade and way finding priorities) using Accessible Meetings Guidelines

POSITION	17/18	18/19	19/20	20/21
Communication & Community Engagement Coordinator	No	No	Yes	No

Performance Indicator(s)	Comment	KPI Status
1. Community consultation on accessible public toilets (maintenance and upgrades) completed	Scheduled for 2019/2020. The next public toilet upgrade is Patton Park, the design of the toilets have been consulted on with the community and been designed to comply with accessibility	

Completed In Progress Ongoing Deferred Not Commenced Not Achieved

standards, codes and legislation. Council will procure a state of the art accessible amenities block.

ACTION: A2.2.04 Review the PAMP priorities and assessments on accessible Council public toilet (including way finding) needs based on the community consultation results and other relevant data

POSITION	17/18	18/19	19/20	20/21
Chief Operations Officer	No	No	Yes	No

Performance Indicator(s)	Comment	KPI Status
1. PAMP reviewed to include community input on priorities for maintenance and upgrade and way finding of accessible Council toilet facilities	Scheduled for 2019/2020. Community input for the PAMP will be managed in two forums. 1. The official PAMP Reference Group comprising of Council representatives and key community stakeholder representatives such as organisations. 2. There will be a month set aside for public display and comment once the PAMP goes to the elected Council. Comments during that time will be considered and where appropriate, considered in the final PAMP. The PAMP review will commence and is anticipated for completion in 2018/2019.	

OUTCOME: O2.2.2 Council public toilets are increasingly modified or replaced by accessible toilets in line with the PAMP priorities

POSITION	17/18	18/19	19/20	20/21
Asset Planner (Buildings)	No	No	Yes	Yes

Performance Indicator(s)	Comment	KPI Status
1. List of Council toilets that have been modified or upgraded (including way finding changes)	Scheduled for 2019/2020. The PAMP review will include a forward program/list of amenities upgrades/replacements for upcoming years.	

Completed In Progress Ongoing Deferred Not Commenced Not Achieved

ACTION: A2.2.05 Progressively maintain or upgrade accessible Council public toilets (including way finding) based on the priorities identified following community consultation and other data

POSITION	17/18	18/19	19/20	20/21
Asset Planner (Buildings)	No	No	Yes	Yes

Performance Indicator(s)	Comment	KPI Status
1. List of Council toilets that have been flagged for maintenance, modification or replacement budgets prepared for each facility and submitted for capital projects (including way finding changes)	Scheduled for 2019/2020. List of Council toilets flagged to be developed for inclusion in PAMP review scope.	

OUTCOME: O2.2.3 Current and accurate information on the location of Council accessible toilets is available to residents and visitors

POSITION	17/18	18/19	19/20	20/21
Asset Planner (Buildings)	No	Yes	Yes	Yes

Performance Indicator(s)	Comment	KPI Status
1. Information sheet on each Council public toilet listing access features and including a picture of the toilet (to enable families to decide on suitability of access for their needs) are completed	Scheduled for 2018/2019. To be included in the consultants scope of works under the PAMP review	
2. National Public Toilet Map is reviewed annually	Scheduled for 2018/2019. To be included in the consultants scope of works under the PAMP review	
3. Map of accessible Council public toilets of Broken Hill completed	Scheduled for 2018/2019. To be included in the consultants scope of works under the PAMP review	

Completed In Progress Ongoing Deferred Not Commenced Not Achieved

ACTION: A2.2.06 Compile a PDF for each accessible Council public toilet describing the access features (including availability of adult change tables), and providing a picture of each toilet (to enable families of people with profound disability to decide on suitability of access for their needs)

POSITION	17/18	18/19	19/20	20/21
Asset Planner (Buildings)	No	Yes	Yes	Yes

Performance Indicator(s)	Comment	KPI Status
1. Information sheet on each accessible Council public toilet listing access features and including a picture of a toilet (to enable families to decide on suitability of access for their needs) are completed. 20% of total public toilets completed each year	Scheduled for 2018/2019. To be included in the consultants scope of works under the PAMP review.	

ACTION: A2.2.07 Review map of accessible Council public toilets based on the information collected in A2.2.06

POSITION	17/18	18/19	19/20	20/21
Asset Planner (Buildings)	No	Yes	Yes	Yes

Performance Indicator(s)	Comment	KPI Status
1. Map of accessible Council public toilets of Broken Hill including GIS layer completed	Scheduled for 2018/2019. To be included in the consultants scope of works under the PAMP review.	

ACTION: A2.2.08 Review the National Public Toilet Map including descriptions of access features described as important by the community consultation results

POSITION	17/18	18/19	19/20	20/21
Asset Planner (Buildings)	No	No	Yes	Yes

Performance Indicator(s)	Comment	KPI Status
1. National Public Toilet Map is reviewed annually	Scheduled for 2019/2020. To be included in the consultants scope of works under the PAMP review.	

Completed In Progress Ongoing Deferred Not Commenced Not Achieved

OUTCOME: O2.2.4 Suitable sites for the potential installation of adult change tables identified in consultation with people with disability and included as an addendum to the PAMP

POSITION	17/18	18/19	19/20	20/21
Asset Planner (Buildings)	No	No	No	Yes

Performance Indicator(s)	Comment	KPI Status
1. PAMP amended to include recommendations for suitable sites to install adult change tables (should grant funding become available)	Scheduled for 2020/2021. To be included in the consultants scope of works under the PAMP review. Council has also been proactive in the installation of adult change tables at key locations such as at the Broken Hill Regional Aquatic Centre.	

ACTION: A2.2.09 Identify suitable sites for the potential installation of adult change tables identified in consultation with people with disability and included as an addendum to the PAMP

POSITION	17/18	18/19	19/20	20/21
Asset Planner (Buildings)	No	No	No	Yes

Performance Indicator(s)	Comment	KPI Status
1. PAMP amended to include recommendations for suitable sites to install adult change tables (should grant funding become available)	Scheduled for 2020/2021. To be included in the consultants scope of works under the PAMP review.	

STRATEGY: S2.3 Increase accessibility and inclusion of events held in Broken Hill and of Council meetings
OUTCOME: O2.3.1 Council staff are supported to increase or promote access and inclusion of events and meetings

POSITION	17/18	18/19	19/20	20/21
Events Coordinator	Yes	Yes	Yes	Yes

Performance Indicator(s)	Comment	KPI Status
1. % of Accessible and Inclusive Events Guidelines for Council is completed	Accessible and Inclusive Events Guidelines not commenced.	
2. % targeted attendance at professional development	Online training to be undertaken on ongoing basis.	

Completed In Progress Ongoing Deferred Not Commenced Not Achieved

ACTION: A2.3.01 Council staff responsible for Events are provided with professional development (and/or training) opportunities to enhance their knowledge and skills relating to organising accessible events

POSITION	17/18	18/19	19/20	20/21
Human Resources Manager	Yes	Yes	Yes	Yes

Performance Indicator(s)	Comment	KPI Status
1. 80% targeted attendance at professional development (and/or training)	Council departments shared templates and resources internally on an ongoing basis.	

ACTION: A2.3.02 Source existing Accessible and Inclusive Event Guidelines for use within Council

POSITION	17/18	18/19	19/20	20/21
Events Coordinator	Yes	Yes	No	No

Performance Indicator(s)	Comment	KPI Status
2. Accessible and Inclusive Event Guidelines are reviewed and incorporated into Council's Accessible and Inclusive Event Guidelines	Accessible and Inclusive Guidelines yet to be developed.	

OUTCOME: O2.3.2 People with disability have greater access to events hosted in Broken Hill LGA

POSITION	17/18	18/19	19/20	20/21
Events Coordinator	Yes	Yes	Yes	Yes

Performance Indicator(s)	Comment	KPI Status
1. % of Council run events that have an access and inclusion plan as part of event implementation	Disability inclusion incorporated into 2017 Christmas Pageant event plan.	
2. Accessible and Inclusive Event Guidelines distributed to event organisers in contact with Council	Accessible and Inclusive Guidelines not yet developed.	

Completed In Progress Ongoing Deferred Not Commenced Not Achieved

ACTION: A2.3.03 Progressively incorporate Council's Access and Inclusion Plans into all Civic events

POSITION	17/18	18/19	19/20	20/21
Events Coordinator	Yes	Yes	Yes	Yes

Performance Indicator(s)	Comment	KPI Status
1. 25% of Civic events have an Access and Inclusion Plan as part of event implementation each year, by 20/21 have 100% compliance	65% of Council events were conducted with consideration to disability access during 2017/2018.	

ACTION: A2.3.04 Progressively develop Council's Accessible Event templates, guidelines, policies and/or procedures specific to the context of Broken Hill Events

POSITION	17/18	18/19	19/20	20/21
Events Coordinator	No	Yes	Yes	Yes

Performance Indicator(s)	Comment	KPI Status
1. Accessible and Inclusive Resource is developed and publicly available	Scheduled for 2018/2019.	

ACTION: A2.3.05 Make Council's Accessible Event Guidelines (including promotional information about drop off points and parking etc) available to event organisers booking Council owned sites

POSITION	17/18	18/19	19/20	20/21
Events Coordinator	No	Yes	Yes	Yes

Performance Indicator(s)	Comment	KPI Status
1. Accessible Event Guidelines distributed to event organisers in contact with Council	Scheduled for 2018/2019.	

Completed In Progress Ongoing Deferred Not Commenced Not Achieved

OUTCOME: O2.3.3 Access by people with disability attending meeting held at Council is specifically addressed and catered for

POSITION	17/18	18/19	19/20	20/21
Corporate Services Coordinator	No	No	Yes	No

Performance Indicator(s)	Comment	KPI Status
1. Accessible Council meeting checklist template is completed and available for Council staff	Scheduled for 2019/2020.	
2. Council meeting invitation template includes a question relating to access needs of meeting attendees	Scheduled for 2019/2020.	

ACTION: A2.3.06 Develop a Council Accessible Meetings checklist template to assist staff to cater for meeting participants who may have a disability

POSITION	17/18	18/19	19/20	20/21
Corporate Services Coordinator	No	No	Yes	No

Performance Indicator(s)	Comment	KPI Status
1. Accessible meeting checklist template is completed and available for staff	Scheduled for 2019/2020.	

ACTION: A2.3.07 Develop a process to ensure meeting requests or invitations consider the accessibility requirements of attendees

POSITION	17/18	18/19	19/20	20/21
Corporate Services Coordinator	No	No	Yes	No

Performance Indicator(s)	Comment	KPI Status
1. Meeting request/invitation template includes a question relating to access needs of meeting attendees	Scheduled for 2019/2020.	

Completed In Progress Ongoing Deferred Not Commenced Not Achieved

STRATEGY: S2.4 Progressively increase accessibility and inclusion of places of recreation, learning and leisure
OUTCOME: O2.4.1 People of all ages with disability have greater access to Library service, Art Gallery and GeoCentre

POSITION	17/18	18/19	19/20	20/21
Library Services Coordinator	Yes	Yes	Yes	Yes

Performance Indicator(s)	Comment	KPI Status
1. % of Information on accessible features of Library, Art Gallery and GeoCentre buildings documented	Accessible features researched, information now requiring collation and documenting.	
2. Number and list of Council workshops, activities and/or events designed for people and/or that provided adjustments for people with disability to attend	Salvation Army LISK group participated with the library15 times over six months (121 people attending these sessions). The Art Gallery workshop space is mobility accessible.	

ACTION: A2.4.01 Compile a PDF for Council buildings describing the access features of the building and the activities hosted in them

POSITION	17/18	18/19	19/20	20/21
Asset Planner (Buildings)	Yes	Yes	Yes	Yes

Performance Indicator(s)	Comment	KPI Status
1. 25% completion per year. 100% completed by 20/21.	Investigation of accessibility features of Council buildings underway and development of PDFs showing Council building access features and activities hosted within buildings to be developed.	

ACTION: A2.4.02 Document the accessibility features of the Library, Art Gallery, Tourist and Travellers Centre and GeoCentre buildings and publish these in relevant locations (website, social media, intranet, tourism collateral and onsite)

POSITION	17/18	18/19	19/20	20/21
Library Services Coordinator	Yes	Yes	Yes	Yes

Performance Indicator(s)	Comment	KPI Status
1. 25% of Information on accessible features of Library, Art Gallery, Tourist and Travellers Centre and GeoCentre buildings documented with an	The Art Gallery and GeoCentre introduced building access information in advertising and marketing information during July	

Completed In Progress Ongoing Deferred Not Commenced Not Achieved

increase of 25% per year. 100% availability by 20/21	2017 to June 2018. The Visitor Information Centre and Library documentation has not been commenced.

ACTION: A2.4.06 Support ATSI persons with disability to attend culturally safe and appropriate activities and/or events

POSITION	17/18	18/19	19/20	20/21
Library Services Coordinator	Yes	Yes	Yes	Yes

Performance Indicator(s)	Comment	KPI Status
1. One activity and/or event designed for ATSI people with disability and/or that provided adjustments for people with disability to attend	The Library have established the following for ATSI people: - a collection of Early Literacy resources - a collection of resources in the library for reluctant readers - engaged with aboriginal community in holding NAIDOC story time session in Library - engaged with Community Hub 123, mini library and planning future program at centre - listed as a friendly place to attend on Maari Ma website	

ACTION: A2.4.07 Host activities and/or events in the Library designed to support parents and care givers of children who have a disability

POSITION	17/18	18/19	19/20	20/21
Library Services Coordinator	No	Yes	Yes	Yes

Performance Indicator(s)	Comment	KPI Status
1. Three Library activities and/or events designed to support parents and care givers of children who have a disability to access the Library	Scheduled for 2018/2019. However, the Library has established the following: - Technology: Installation of self-check out machines, RFID, 3 height adjustable tables for computers for wheel chair access, 4 touch screen computers installed, gaming computers one of which has a wheel chair height adjustable table, new library management system permits web accessible material, download of e-resources from the web catalogue and e-messaging of overdues, reservations, etc.	

Completed In Progress Ongoing Deferred Not Commenced Not Achieved

- Projector screen installed with aim to hold sensory film nights for disabled children (in planning).
- Met with Salvation Army for their disabled group and have set up a regular program in the library to engage this community
- Met with a number of NDIS support agencies and are engaging with them to promote library as a place to engage with
- A collection of Early Literacy resources in the library for Indigenous
- A collection of resources in the library for Reluctant readers
- Purchased books such as braille

ACTION: A2.4.08 Art Gallery and/or GeoCentre workshops and/or activities provide adjustments enabling people with disability to attend

POSITION	17/18	18/19	19/20	20/21
Gallery and Museums Manager	Yes	Yes	Yes	Yes

Performance Indicator(s)	Comment	KPI Status
1. Three workshops and/or activities for people with disability and/or that provided adjustments for people with disability to attend	The Art Gallery hosted workshops for Maari Ma health group clients. Gallery and Museum make regular adjustments to programs for people with disability to attend. Gallery exhibitions are becoming a lot more interactive, the current exhibition has sound elements with recorded stories.	

OUTCOME: O2.4.2 Parents of children with disability access the Library

POSITION	17/18	18/19	19/20	20/21
Library Services Coordinator	No	Yes	Yes	Yes

Performance Indicator(s)	Comment	KPI Status
1. Number of Library activities and/or events designed to support parents of children who have a disability to access the Library	Scheduled for 2018/2019. However, the Library has planned future programs and inclusion designed to support parents of children who have a disability through its regular programming.	

Completed In Progress Ongoing Deferred Not Commenced Not Achieved

ACTION: A2.4.03 Design Library activities and/or events that provide adjustments enabling people with disability to attend

POSITION	17/18	18/19	19/20	20/21
Library Services Coordinator	No	Yes	Yes	Yes

Performance Indicator(s)	Comment	KPI Status
1. Five activities and/or events designed for people with disability and/or that provided adjustments for people with disability to attend	Scheduled for 2018/2019. However, the Library has planned future programs designed for people with a disability through its regular programming.	

ACTION: A2.4.04 Work in partnership with families and/or service providers of children with autism to create suitable Library activities and/or events and programs (particularly in school holidays)

POSITION	17/18	18/19	19/20	20/21
Library Services Coordinator	No	Yes	Yes	Yes

Performance Indicator(s)	Comment	KPI Status
1. Three activities and/or events designed for people with disability and/or that provided adjustments for people with disability to attend	Scheduled for 2018/2019. Library has planned future programs and inclusion designed for people with disability through its regular programming.	

ACTION: A2.4.05 Develop a Social Story about going to the Library (or story time within the Library) to enable children with autism and children who experience anxiety to be more comfortable attending these places and events

POSITION	17/18	18/19	19/20	20/21
Library Services Coordinator	No	Yes	Yes	Yes

Performance Indicator(s)	Comment	KPI Status
1. Create Library Social Story in 2018/19 and review every year	Scheduled for 2018/2019. However, the Library Social Story planning and Library Social Story planning has already commenced.	

Completed In Progress Ongoing Deferred Not Commenced Not Achieved

OUTCOME: O2.4.3 Families have improved information about the access features of playgrounds (including fencing)

POSITION	17/18	18/19	19/20	20/21
Asset Planner Open Spaces	No	Yes	Yes	Yes

Performance Indicator(s)	Comment	KPI Status
1. % of Council parks, sporting and playgrounds in Broken Hill that have information on accessible features (including fencing) available in a standard format	Scheduled for 2018/2019.	

ACTION: A2.4.09 Design a template to capture information about the accessibility features of Council parks, sporting and playgrounds (including fencing) in a standard format

POSITION	17/18	18/19	19/20	20/21
Corporate Services Coordinator	No	Yes	No	No

Performance Indicator(s)	Comment	KPI Status
1. Template for information on the accessibility features of Council parks, sporting and playgrounds completed	Scheduled for 2018/2019.	

ACTION: A2.4.10 Document the accessibility features of Council parks, sporting and playgrounds (including fencing) and post these on all relevant websites

POSITION	17/18	18/19	19/20	20/21
Asset Planner Open Spaces	No	Yes	Yes	Yes

Performance Indicator(s)	Comment	KPI Status
1. Minimum 25% completion each year	Scheduled for 2018/2019.	

Completed In Progress Ongoing Deferred Not Commenced Not Achieved

OUTCOME: O2.4.4 Tourists and visitors with disability have greater access to information on accessibility features of accommodation, and places and activities of interest in and around Broken Hill

POSITION	17/18	18/19	19/20	20/21
Events Coordinator	No	Yes	Yes	Yes

Performance Indicator(s)	Comment	KPI Status
1. Accessible accommodation guide is reviewed annually	Scheduled for 2018/2019. Conversations commenced regarding a dedicated Visitor Information Centre produced accessibility guide featuring accommodation, tours, and attractions. Once complete, Guide to be published on Council's tourism website.	
2. Council's Tourism website has a section on Accessible Accommodation and Activities, reviewed annually	Scheduled for 2018/2019.	

ACTION: A2.4.11 Review the template for accessible accommodation and encourage the use of photos to show the accessible bathroom features and any other accessibility features

POSITION	17/18	18/19	19/20	20/21
Events Coordinator	No	Yes	No	No

Performance Indicator(s)	Comment	KPI Status
1. Accessible accommodation template reviewed	Scheduled for 2018/2019. Council to continue the conversation with relevant agencies to find best practice model for capturing and sharing accessible accommodation information.	

ACTION: A2.4.12 Review the accessible accommodation guide annually, progressively incorporating enhanced information on accessible accommodation

POSITION	17/18	18/19	19/20	20/21
Events Coordinator	No	Yes	Yes	Yes

Performance Indicator(s)	Comment	KPI Status
1. Accessible accommodation guide is reviewed annually	Scheduled 2018/2019. Conversations commenced regarding a dedicated Visitor Information Centre produced accessibility guide	

Completed In Progress Ongoing Deferred Not Commenced Not Achieved

	featuring accommodation, tours, and attractions. Once complete, Guide to be published on Council's tourism website.

ACTION: A2.4.13 Create a dedicated section on the Tourism website, annually reviewed, that holds enhanced information about accessible accommodation and activities

POSITION	17/18	18/19	19/20	20/21
Events Coordinator	No	Yes	Yes	Yes

Performance Indicator(s)	Comment	KPI Status
1. Council's tourism website has a section on accessible accommodation and activities, reviewed annually	Scheduled for 2018/19.	

STRATEGY: S2.5 Improve access to Council Administrative Centre and Civic Centre, and Visitor Information Centre, including better way finding
OUTCOME: O2.5.1 Council Administrative Centre, Civic Centre and Visitor Information Centre have improved access features

POSITION	17/18	18/19	19/20	20/21
Asset Planner (Buildings)	Yes	Yes	No	No

Performance Indicator(s)	Comment	KPI Status
1. % of Council Administrative Centre access features completed (lift; a lower information desk for people using wheelchairs; availability of hearing loop; and a meeting room enabling sound privacy)	0% of Council Administrative Centre access features completed during July 2017 to June 2018.	
2. % of Civic Centre access features completed (lift; accessible toilet; hearing loop and theatre area suitable for people who use wheelchairs)	85 % of Civic Centre access features completed during July 2017 to June 2018.	
3. Visitor Information Centre is accessible to visitors who use wheelchairs	Two disability access ramps available with entry through automatic doors during July 2017 to June 2018. Further directional signage required.	

Completed In Progress Ongoing Deferred Not Commenced Not Achieved

ACTION: A2.5.01 Ensure the Council Administrative Centre refurbishment considers provision for: a lift; a lower information desk for people using wheelchairs; availability of hearing loop; and a meeting room enabling sound privacy

POSITION	17/18	18/19	19/20	20/21
Asset Planner (Buildings)	No	Yes	No	No

Performance Indicator(s)	Comment	KPI Status
1. % of Council Administrative Centre access features completed	Scheduled 2018/2019. A building accessibility plan requires development and budget.	

ACTION: A2.5.02 Ensure the Civic Centre refurbishment considers provision for: a lift; accessible toilet; hearing loop and theatre area suitable for people who use wheelchairs

POSITION	17/18	18/19	19/20	20/21
Asset Planner (Buildings)	Yes	No	No	No

Performance Indicator(s)	Comment	KPI Status
1. % of Civic Centre access features completed	85 % of Civic Centre access features completed during July 2017 to June 2018.	

OUTCOME: O2.5.2 Way finding in and around Council Administrative Centre, Civic Centre and Visitor Information Centre is inclusive of people with vision and/or hearing impairment, blindness and/or deafness

POSITION	17/18	18/19	19/20	20/21
Asset Planner (Buildings)	No	No	Yes	Yes

Performance Indicator(s)	Comment	KPI Status
1. % of way finding plans (suitable for guests who may be vision or hearing impaired; blind and/or deaf) implemented for the Council Administrative Centre, Civic Centre and Visitor Information Centre	Scheduled for 2019/2020.	

Completed In Progress Ongoing Deferred Not Commenced Not Achieved

ACTION: A2.5.03 Ensure the Visitor Information Centre is accessible to visitors who use wheelchairs

POSITION	17/18	18/19	19/20	20/21
Asset Planner (Buildings)	No	No	Yes	No

Performance Indicator(s)	Comment	KPI Status
1. Service at Visitor Information Centre is accessible for people in wheelchairs	Scheduled 2019/2020. Project plans to be developed in 2018/19. Budgets to be sought for in 2019/2020 for construction works.	

ACTION: A2.5.04 Install appropriate way finding, suitable for guests who may be vision or hearing impaired; blind and/or deaf, in Council Administrative Centre, Civic Centre and Visitor Information Centre

POSITION	17/18	18/19	19/20	20/21
Asset Planner (Buildings)	No	No	No	Yes

Performance Indicator(s)	Comment	KPI Status
1. % of way finding plans (suitable for guests who may be vision or hearing impaired; blind and/or deaf) implemented for the Council Administrative Centre, Civic Centre and Visitor Information Centre.	Scheduled for 2020/2021.	

STRATEGY: S2.6 Encourage, support and promote accessible businesses and tourism in Broken Hill
OUTCOME: O2.6.1 Businesses and tourist attractions in Broken Hill have greater awareness of the economic benefits of developing accessible and ageing friendly places and activities

POSITION	17/18	18/19	19/20	20/21
Economic Development and Culture Officer	Yes	Yes	Yes	Yes

Performance Indicator(s)	Comment	KPI Status
1. Support information updates on the benefits of accessible and ageing friendly businesses and activities	Council supported a placement of a university student undertaking a Bachelor of International Tourism, Sam Norman. During his time in Broken Hill Sam assisted the Silver City Cinema in raising funds for a lift to be installed at the local cinema.	

Completed ■ In Progress ■ Ongoing ■ Deferred ■ Not Commenced ■ Not Achieved ■

2. Number of media articles provided on the economic benefits of accessible and ageing friendly businesses and activities	The Barrier Daily Truth published media articles in relation to fund raising activities for the lift at the local cinema and shop front accessibility ramps.	
3. Representation to organisers of business awards made to have an Accessibility and Inclusion Award category	No representation undertaken 2017/2018.	
4. Inclusion of accessibility features of tourism properties in visitor information materials	No action undertaken 2017/2018.	

ACTION: A2.6.01 Support the promotion of the economic benefits of accessible and ageing friendly businesses and activities via information updates to businesses

POSITION	17/18	18/19	19/20	20/21
Economic Development and Culture Officer	No	Yes	Yes	Yes

Performance Indicator(s)	Comment	KPI Status
1. Number of information updates supported on the economic benefits of accessible and ageing friendly businesses and activities	Scheduled for 2018/2019.	

ACTION: A2.6.02 Promote the economic benefits of accessible and ageing friendly businesses and activities in a variety of media

POSITION	17/18	18/19	19/20	20/21
Communication & Community Engagement Coordinator	Yes	Yes	Yes	Yes

Performance Indicator(s)	Comment	KPI Status
1. Number of media articles and/or information updates provided on the economic benefits of accessible and ageing friendly businesses and activities	At least two media releases have referenced the financial benefits of disability friendly businesses during 2017/2018.	

Completed In Progress Ongoing Deferred Not Commenced Not Achieved

ACTION: A2.6.03 Encourage and support the organisers of Business Awards to include an Accessible and Inclusive Business Award in their award categories

POSITION	17/18	18/19	19/20	20/21
Economic Development and Culture Officer	No	Yes	Yes	Yes

Performance Indicator(s)	Comment	KPI Status
1. Representation made to organisers of business awards to have an Accessible and Inclusive Business Award category	Scheduled for 2018/2019.	

ACTION: A2.6.04 Promote the accessibility features of tourism properties

POSITION	17/18	18/19	19/20	20/21
Events Coordinator	No	No	Yes	Yes

Performance Indicator(s)	Comment	KPI Status
1. Inclusion of accessibility features of tourism properties in visitor information materials	Scheduled for 2019/2020.	

Completed In Progress Ongoing Deferred Not Commenced Not Achieved

BROKEN HILL
CITY COUNCIL

SYSTEMS AND PROCESSES

Outcome KPI Status

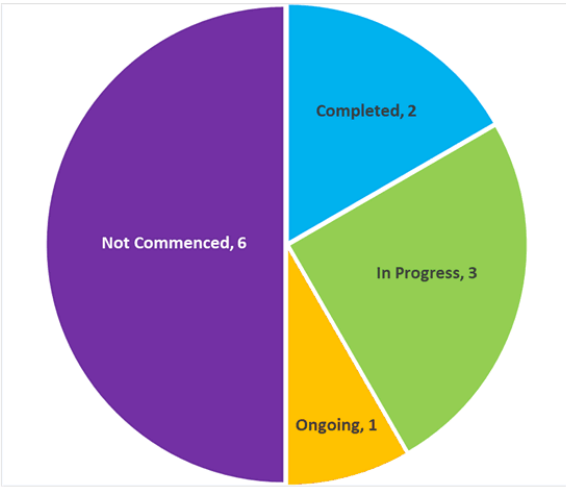

Action KPI Status

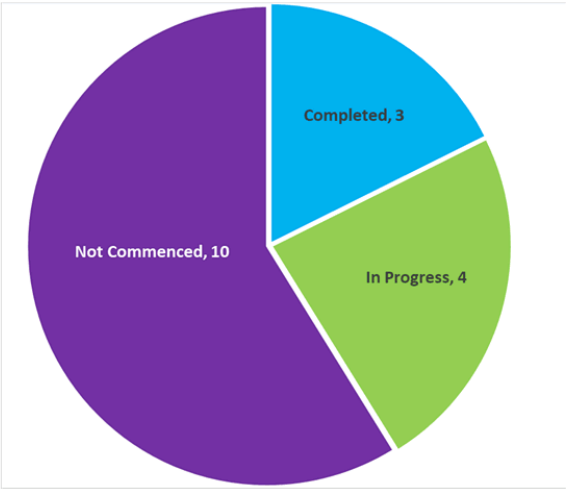

Completed | In Progress | Ongoing | Deferred | Not Commenced | Not Achieved

FOCUS AREA: 3 Systems and Processes

STRATEGY: S3.1 Update the Customer Service Framework to provide guidance to staff on how to make information more accessible

OUTCOME: O3.1.1 Written information produced by Council is easier to read both in form and content

POSITION	17/18	18/19	19/20	20/21
Communication & Community Engagement Coordinator	No	No	Yes	No

Performance Indicator(s)	Comment	KPI Status
1. Guidelines/Checklist completed	Scheduled for 2019/2020.	

ACTION: A3.1.01 Develop guidelines and/or checklists for staff to author web accessible documents

POSITION	17/18	18/19	19/20	20/21
Communication & Community Engagement Coordinator	No	No	Yes	No

Performance Indicator(s)	Comment	KPI Status
1. Guidelines/Checklist for producing web accessible documentation completed and reviewed annually	Scheduled for 2019/2020.	

OUTCOME: O3.1.2 People with disabilities can request information in alternative formats and are presented with options to better meet their communication needs

POSITION	17/18	18/19	19/20	20/21
Communication & Community Engagement Coordinator	No	Yes	No	No

Performance Indicator(s)	Comment	KPI Status
1. Guidelines or procedure on providing alternative format materials or other communication options completed	Scheduled for 2018/2019.	

Completed | In Progress | Ongoing | Deferred | Not Commenced | Not Achieved

ACTION: A3.1.02 Develop guidelines or procedure(s) to produce documentation in alternative formats including providing options that enable timely and cost effective communication to occur

POSITION	17/18	18/19	19/20	20/21
Corporate Services Coordinator	No	Yes	No	No

Performance Indicator(s)	Comment	KPI Status
1. Guidelines or procedures on providing alternative format materials or other communication options completed and reviewed annually	Scheduled for 2018/2019.	

STRATEGY: S3.2 Progressively improve accessibility of Council websites
OUTCOME: O3.2.1 People with disability have greater access to information via Council websites

POSITION	17/18	18/19	19/20	20/21
Digital Officer	Yes	Yes	Yes	Yes

Performance Indicator(s)	Comment	KPI Status
1. % of audit of Council websites against WCAG 2.0 completed	Website accessibility audit of brokenhill.nsw.gov.au completed	
2. Business case with estimate of costs for updating vs replacing Council website to WCAG 2.0 AA standard completed	Business case for a new Council website prepared and awaiting management approval.	
3. Visitor Information and Council's websites have sections on accessibility features for getting around Broken Hill (reviewed annually)	Scheduled for 2019/2020.	
4. Council website has a page describing the website accessibility features (reviewed annually)	Scheduled for 2018/2019.	

Completed In Progress Ongoing Deferred Not Commenced Not Achieved

ACTION: A3.2.01 Undertake an audit of Council's websites and intranet against WCAG 2.0 standards

POSITION	17/18	18/19	19/20	20/21
Digital Officer	Yes	No	No	No

Performance Indicator(s)	Comment	KPI Status
1. 100% audit of Council websites against WCAG 2.0 completed	Website accessibility audit of brokenhill.nsw.gov.au complete.	

ACTION: A3.2.02 Ensure contact details for the National Relay Service and how to access or request alternative format documents is provided on the contact and accessibility pages on Council's website

POSITION	17/18	18/19	19/20	20/21
Digital Officer	No	No	Yes	No

Performance Indicator(s)	Comment	KPI Status
1. 100% Contact and accessibility pages updated	Scheduled for 2019/2020.	

ACTION: A3.2.03 Develop a business case with estimates of costs for updating vs replacing the Council website to WCAG 2.0 AA standard

POSITION	17/18	18/19	19/20	20/21
Digital Officer	Yes	No	No	No

Performance Indicator(s)	Comment	KPI Status
1. Business case and estimate of costs for updating vs replacing the Council website to WCAG 2.0 AA standard presented to management for approval	Business case complete and awaiting management approval.	

Completed In Progress Ongoing Deferred Not Commenced Not Achieved

ACTION: A3.2.04 Create an Accessibility page on Council's website describing the accessibility features of the site

POSITION		17/18	18/19	19/20	20/21
Digital Officer		No	Yes	No	No
Performance Indicator(s)	**Comment**				**KPI Status**
1. Council website has a page describing the website accessibility features (reviewed annually)	Scheduled for 2018/2019.				

ACTION: A3.2.05 Create an Accessibility page on the Tourism and Council's websites describing the accessibility features for getting around Broken Hill

POSITION		17/18	18/19	19/20	20/21
Digital Officer		No	No	Yes	Yes
Performance Indicator(s)	**Comment**				**KPI Status**
1. Tourism and Council's websites have sections on accessibility features for getting around Broken Hill (reviewed annually)	Scheduled for 2019/2020.				

STRATEGY: S3.3 Progressively incorporate accessibility and inclusion considerations in procurement decisions and contracts
OUTCOME: O3.3.1 Council contracts increasingly specify delivery of accessible and inclusive goods, programs and services by third parties or contractors

POSITION		17/18	18/19	19/20	20/21
Finance Manager		No	Yes	No	No
Performance Indicator(s)	**Comment**				**KPI Status**
1. List of Council contracts that have Inclusion requirements or clauses	Scheduled 2018/2019. However, review of Council's supplier agreements, expression of interest/request for quotation and tender documents commenced.				

Completed In Progress Ongoing Deferred Not Commenced Not Achieved

ACTION: A3.3.01 Source or develop guidelines for incorporating accessibility and inclusion considerations in procurement contracts

POSITION	17/18	18/19	19/20	20/21
Finance Manager	No	Yes	No	No

Performance Indicator(s)	Comment	KPI Status
1. List of Council contracts that have inclusion requirements or clauses	Scheduled 2018/2019. However, review of Council's supplier agreements, expression of interest/request for quotation and tender documents to ensure that the appropriate parameters are in place for procurement of goods. Completion and implementation scheduled for 2018/2019.	

STRATEGY: S3.4 Review the Community Engagement Strategy (Round Table or equivalent body) to improve representation of people with disability, their families and supporters
OUTCOME: O3.4.1 People with disabilities increasingly give feedback to Council and are able to give formal and informal input on the development and progress of Council plans

POSITION	17/18	18/19	19/20	20/21
Communication & Community Engagement Coordinator	No	No	Yes	Yes

Performance Indicator(s)	Comment	KPI Status
1. % Community Engagement Strategy (Round Table or equivalent body) processes reviewed to enable input by people with disability	Scheduled for 2019/2020.	

Completed In Progress Ongoing Deferred Not Commenced Not Achieved

ACTION: A3.4.01 Develop surveys (including easy read surveys) to distribute at the International Day of People with Disabilities events, and provided to all NDIA registered service providers operating in Broken Hill, asking key questions about the satisfaction with Community Strategic Plan (CSP) progress

POSITION	17/18	18/19	19/20	20/21
Communication & Community Engagement Coordinator	No	No	Yes	No

Performance Indicator(s)	Comment	KPI Status
1. Results of survey provided to the Round Table or equivalent body and incorporated into CSP progress reports	Scheduled for 2019/2020.	

ACTION: A3.4.02 Recruit and/or invite people with disabilities to the Round Table or equivalent body and enable their active participation by way of Accessible Meeting Guidelines

POSITION	17/18	18/19	19/20	20/21
Executive Support Officer	No	No	Yes	Yes

Performance Indicator(s)	Comment	KPI Status
1. 25% Community Engagement processes reviewed to enable input by persons with a disability on the Round Table or equivalent body	Scheduled for 2019/2020.	
2. Representation of people with disability is achieved on the Round Table or equivalent body by 20/21	Scheduled for 2019/2020.	

Completed In Progress Ongoing Deferred Not Commenced Not Achieved

STRATEGY: S3.5 Review reference groups, or advisory bodies relating to PAMP; Traffic Safety; Flood Evacuation Plans and Council Building refurbishment plans, to ensure adequate representation of the issues of people with disability
OUTCOME: O3.5.1 People with disability are represented on reference groups and/or advisory bodies relating to the PAMP; Traffic Safety; Flood/Emergency Evacuation Plans and Council Building refurbishment plans

POSITION	17/18	18/19	19/20	20/21
Infrastructure Projects Engineer	Yes	Yes	No	No

Performance Indicator(s)	Comment	KPI Status
1. Copy of minutes for the LEMC documenting discussion for how the LEMP includes considerations for accessibility	Scheduled for 2018/2019.	
2. One brief report each on consultation with people with disability on the refurbishment plans for the Council Administrative Centre and the Civic Centre	The Civic Centre refurbishment was designed according to accessibility requirements and standards. Any future asset refits to be designed in accordance with accessibility requirements and standards, inclusive of community and DIAP Monitoring Group consultation.	

ACTION: A3.5.01 Discuss with Local Emergency Management Committee how the Local Emergency Management Plan (LEMP) has accommodated for the needs of people with a disability for various emergency scenarios and advocate for consultation with people with disability around the LEMP

POSITION	17/18	18/19	19/20	20/21
Infrastructure Projects Engineer	No	Yes	No	No

Performance Indicator(s)	Comment	KPI Status
1. Copy of minutes for the LEMC documenting discussion for how the LEMP includes considerations for accessibility	Scheduled 2018/2019. The Local Emergency Management Officer will arrange an Audit with the Local Emergency Controller of Evacuation Centres in Broken Hill to identify suitability for accommodating those with disabilities. Accessible facilities will be noted in the LEMP and advised to the stakeholders.	
2. Copy of updated LEMP (where applicable) is provided on Council's website	Scheduled for 2018/2019.	

Completed In Progress Ongoing Deferred Not Commenced Not Achieved

ACTION: A3.5.02 Ensure consultation with people with disability to provide input on the suggested access features for the Council Administrative Centre and the Civic Centre

POSITION	17/18	18/19	19/20	20/21
Asset Planner (Buildings)	Yes	No	No	No

Performance Indicator(s)	Comment	KPI Status
1. One brief report each on consultation with people with disability on the refurbishment plans for the Council Administrative Centre and the Civic Centre	The Civic Centre refurbishment was designed according to accessibility requirements and standards. Draft concept design plans for the Administrative Centre were drafted considering accessibility requirements and standards. Any future asset refits to be designed in accordance with accessibility requirements and standards, inclusive of community and DIAP Monitoring Group consultation.	

STRATEGY: S3.6 Ensure Council's emergency evacuation procedures specifically consider the needs of people with disability
OUTCOME: O3.6.1 Council's emergency evacuation procedures address the specific needs of people with disability

POSITION	17/18	18/19	19/20	20/21
Corporate Risk Officer	Yes	Yes	No	No

Performance Indicator(s)	Comment	KPI Status
1. % of evacuation procedures reviewed to address the evacuation needs of persons with disability	All site specific emergency procedures and evacuation plans and diagrams currently being reviewed, inclusion of procedures for needs of people with disability being incorporated, such as Personal Emergency Evacuation Plans (PEEP).	

Completed In Progress Ongoing Deferred Not Commenced Not Achieved

ACTION: A3.6.01 Review emergency evacuation procedures for all Council buildings to address the needs of people with disability

POSITION	17/18	18/19	19/20	20/21
Corporate Risk Officer	Yes	No	No	No

Performance Indicator(s)	Comment	KPI Status
1. 100% evacuation procedures reviewed to address the evacuation needs of persons with disability	All site specific emergency procedures and evacuation plans and diagrams currently being reviewed, inclusion of procedures for needs of people with disability being incorporated, such as Personal Emergency Evacuation Plans (PEEP).	

STRATEGY: S3.7 Progressively review the procedures supporting access to all Council services and processes (such as making a complaint etc) to ensure improved access
OUTCOME: O3.7.1 Council services can be accessed more independently by people with disability

POSITION	17/18	18/19	19/20	20/21
Director Corporate	Yes	Yes	Yes	Yes

Performance Indicator(s)	Comment	KPI Status
1. Number of procedures relating to accessing Council services reviewed for the purpose of improving accessibility	No procedures reviewed during this reporting period.	

ACTION: A3.7.01 Review the policy and procedures for handling complaints to ensure better access for people with disability

POSITION	17/18	18/19	19/20	20/21
Director Corporate	Yes	No	No	No

Performance Indicator(s)	Comment	KPI Status
1. Policy and procedure reviewed, approved and adopted	Complaints Management policy adopted 30 August 2017, minute number 45610. Procedure to be reviewed 2018/19.	

Completed In Progress Ongoing Deferred Not Commenced Not Achieved

ACTION: A3.7.02 Review the procedures for handling customer service requests to ensure better access for people with disability

POSITION	17/18	18/19	19/20	20/21
Corporate Services Coordinator	Yes	Yes	Yes	Yes

Performance Indicator(s)	Comment	KPI Status
1. Number of procedures relating to accessing Council services reviewed for the purpose of improving accessibility	Complaint Handling procedure under development for implementation 2018/2019.	

Completed In Progress Ongoing Deferred Not Commenced Not Achieved

BROKEN HILL
CITY COUNCIL

EMPLOYMENT

Outcome KPI Status

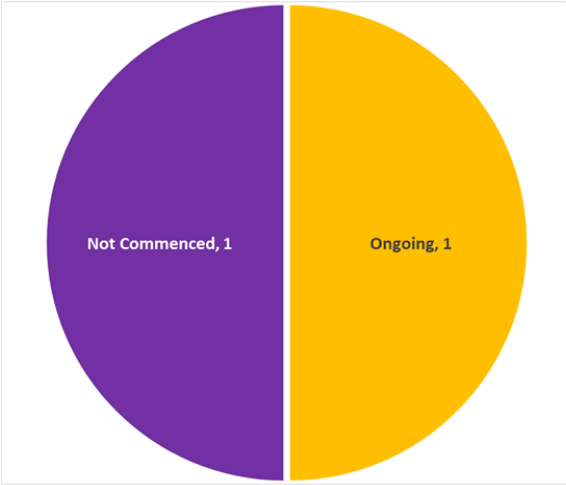

Action KPI Status

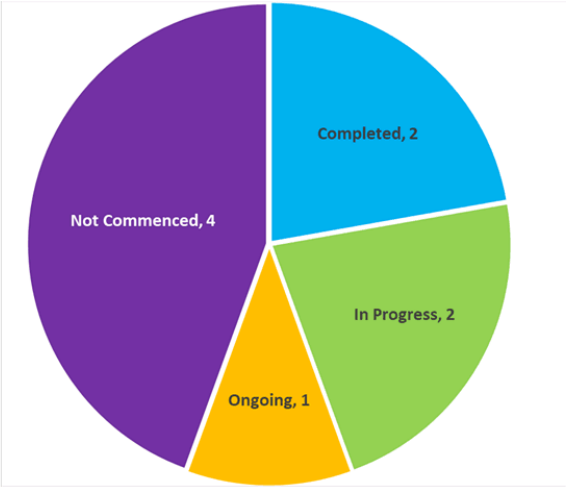

Completed | In Progress | Ongoing | Deferred | Not Commenced | Not Achieved

FOCUS AREA: 4 Employment

STRATEGY: S4.1 Review Council recruitment and employment processes to ensure they provide fair and barrier free opportunity to candidates who have a disability

OUTCOME: O4.1.1 Council has access to resources supporting best practice with regards to recruiting people with disability

POSITION	17/18	18/19	19/20	20/21
Human Resources Manager	Yes	Yes	Yes	Yes

Performance Indicator(s)	Comment	KPI Status
1. Membership of the Australian Network on Disability (renewed annually)	Budget to purchase Membership of the Australian Network on Disability approved for 2017/2018.	

ACTION: A4.1.01 Join the Australian Network on Disability to access resources that will support Council to become a more inclusive employer

POSITION	17/18	18/19	19/20	20/21
Human Resources Manager	Yes	Yes	Yes	Yes

Performance Indicator(s)	Comment	KPI Status
1. Membership of the Australian Network on Disability (renewed annually)	Budget to purchase Membership of the Australian Network on Disability approved for 2017/2018.	

OUTCOME: O4.1.2 Council has recruitment and employment policies that reflect best practice with regards to encouraging and supporting the employment of people with disability

POSITION	17/18	18/19	19/20	20/21
Human Resources Manager	Yes	Yes	Yes	Yes

Performance Indicator(s)	Comment	KPI Status
1. Number and list of recruitment and employment related policies/procedures amended in line with Australian Network on Disability guidelines and samples	No recruitment and employment related policies/procedures amended. Recruitment service review has commenced.	

Completed In Progress Ongoing Deferred Not Commenced Not Achieved

ACTION: A4.1.02 Access and implement the free resources from the Australian Network on Disability, specifically: - Sharing and monitoring disability information in the workplace; and - Employers' Guide to Partnering with Disability Employment Services

POSITION	17/18	18/19	19/20	20/21
Human Resources Manager	Yes	Yes	Yes	Yes

Performance Indicator(s)	Comment	KPI Status
1. 25% of recruitment or employment related policies/procedures reviewed, and/or amended if required in line with Australian Network on Disability guidelines and samples	No recruitment or employment related policies/procedures reviewed and/or amended.	

ACTION: A4.1.03 Purchase the Australian Network on Disability resource "Manager's Guide: Disability in the Workplace" and update Council's policies in line with best practice examples provided

POSITION	17/18	18/19	19/20	20/21
Human Resources Manager	Yes	No	No	Yes

Performance Indicator(s)	Comment	KPI Status
1. Guide is purchased and distributed to managers	Guide not purchased by June 2018.	
2. 100% employment related policies/procedures reviewed, and/or amended if required	No employment related policies/procedures reviewed and/or amended.	

ACTION: A4.1.04 Ensure employment processes and budget is developed to assess and/or implement appropriate and reasonable adjustment

POSITION	17/18	18/19	19/20	20/21
Human Resources Manager	Yes	Yes	Yes	Yes

Performance Indicator(s)	Comment	KPI Status
1. Number of employment processes approved	No employment processes approved.	
2. Budget is approved each year	Scoping completed for budget by 30 June 2018.	

Completed ■ In Progress ■ Ongoing ■ Deferred ■ Not Commenced ■ Not Achieved ■

ACTION: A4.1.05 Review and update the IT Strategy to ensure that Council's commitment to inclusion is considered including reasonable adjustment and use of assisted technology

POSITION	17/18	18/19	19/20	20/21
Human Resources Manager	Yes	No	No	No

Performance Indicator(s)	Comment	KPI Status
1. Request for Quotation includes consideration for inclusion	Quotes to develop the next 3 to 5 year ICT Strategy were requested, received and assessed. Purchase Order created. Successful vendor was Thomas Duryea Logicals. Strategy development has commenced.	
2. Consultation with internal reference groups is undertaken	Workshops with Council staff held to determine current state of ICT in business units and to gain insight into innovative ideas. Included members of the internal reference group.	
3. IT strategy adopted	Vendor selected. Workshops held and fact finding exercise feedback is being assessed. Progressing to next stage of Strategy development with aim to have final proposal ready by October 2018.	

Completed In Progress Ongoing Deferred Not Commenced Not Achieved

BROKEN HILL
CITY COUNCIL

www.brokenhill.nsw.gov.au

ORDINARY MEETING OF THE COUNCIL

November 9, 2018

ITEM 3

BROKEN HILL CITY COUNCIL REPORT NO. 190/18

SUBJECT: COUNCILLOR ATTENDANCE AT THE WESTERN DIVISION COUNCILS OF NSW ANNUAL CONFERENCE 2019 11/173

Recommendation

1. That Broken Hill City Council Report No. 190/18 dated November 9, 2018, be received.
2. That Council considers Councillor representation to the 2019 Western Division Councils of NSW Annual Conference to be held in Bourke, 24-26 February 2019.
3. That the February Council Meeting be re-scheduled to Wednesday, 20 February 2019 to allow Councillors attending the Western Division Councils of NSW Conference to attend the Council Meeting prior to the Conference.
4. That Councillor interest in attending the Conference, be provided to the Executive Support Officer.
5. That Council considers motions to be submitted to the Western Division Councils of NSW Annual Conference.

Executive Summary:

The 2019 Western Division Councils of NSW Annual Conference will be held in Bourke from 24-26 February 2019. The Conference theme for 2018 is “Celebrating Rural Women”.

Report:

The Western Division Councils of NSW was established in the 1920’s as part of the NSW Shires Association, with the Mayors and General Managers of member Councils meeting three times per year to coordinate and collaborate on topics of common interest and to present a united front when advocating at state and federal levels.

The current membership of the Western Division Councils of NSW is:

- Balranald Shire Council
- Bourke Shire Council
- Broken Hill City Council
- Central Darling Shire Council
- Cobar Shire Council
- Walgett Shire Council
- Wentworth Shire Council

Previous member Councils, Bogan Shire Council, Brewarrina Shire Council, Carrathool Shire Council, Lachlan Shire Council and Moree Plains Shire Council, resigned from the Western Division Council of NSW Association as a result of the Local Government Reform process and the uncertainty of the ongoing structure of councils, but have indicated that they would be attending this Conference.

The focus of the Conference will be the problems and challenges faced by Regional and Rural Local Government Councils.

Preliminary information has been provided to Council of the dates and location of the Annual Conference with confirmation that a representative of both Local Government NSW and the NSW Office of Local Government will attend the Conference as keynote speakers

The General Manager of Burke Shire Council is encouraging member Councils to consider the early lodgement of motions relating to issues impacting on Council and other Councils in rural and remote NSW.

At the time of writing the report, the conference program was not available. Councillors interested in attending will be provided with the Conference brochure and program once it is released.

Strategic Direction:

Key Direction:	4. Our Leadership
Objective:	4.2 Our leaders make smart decisions
Function:	Leadership & Governance
DP Action:	4.2.1.13 Accept opportunities to attend training and events that provide value through information, ideas and solutions that add value to our community

Relevant Legislation:

Not applicable

Financial Implications:

The following costs are indicative only as the conference program is not yet available.

Prices are based on Councillors travelling to Bourke by car:

Conference Registration per person	$1,100.00
3 night's accommodation per person	$600.00
Total per person	$1,700.00

Councillors will also be reimbursed for any out-of-pocket travel expenses as per Council's adopted Councillor Support Policy.

Attachments

1. ⇩ Correspondence from the Mayor of Bourke Shire Council

RAZIJA NU'MAN
ACTING GENERAL MANAGER

18 OCT 2019

The Council of The Shire of Bourke

29 Mitchell St, Bourke, N.S.W 2840
P.O. Box 21, Bourke, N.S.W 2840
Telephone (02) 6830 8000 Fax (02) 6872 3030
Email: bourkeshire@bourke.nsw.gov.au
Web: http://www.bourke.nsw.gov.au

Please address all communications to the General Manager

Our Ref: BH-18-KHO-L8.5-M2.2-S1.1.4

Office of the Mayor

3rd October 2018

Mr James Roncon
General Manager
Broken Hill City Council
PO Box 448
Broken Hill NSW 2880

Dear James

Re: 2019 Western Division of Councils Annual Conference

As determined at the Conference in Balranald earlier this year, Bourke Shire Council will host the 2019 Annual Conference of the Western Division of Councils on Sunday, 24th Monday, 25th and Tuesday, 26th February 2019.

The Conference brings together the Councils in the Far West of the State to discuss issues of mutual concern and Western Division area, has over the years, been an effective lobby and advocacy group and the current Executive led by Councillor Dave Gallagher of Broken Hill is keen to once again see Western Division regain its status as one of the most effective and active Local Government Groups in New South Wales.

As you are aware the current membership consists of Bourke, Cobar, Central Darling, Walgett, Wentworth and Balranald Shire and Broken City Council and these Councils also make up the Far North West and Far South West Joint Organisation of Councils

There have been a numbers of Councils, including Lachlan, Moree Plains, Brewarrina, Bogan and Carrathool Shires who have previously been members but resigned primarily as a result of the Local Government Reform process and the uncertainty of the ongoing structure of Councils.

Some of these Councils and others in the region have indicated that they would again attend the conference if the program was reflective of the contemporary issues facing Local Government and the speakers were able to address these issues.

It is the intent of Bourke Shire to make the conference fulfil that objective.

Already the Deputy Premier, the Hon John Barilaro, MP has indicated that he will attend the conference and undertake the official opening.

We also have confirmation that both Local Government New South Wales and the New South Wales Office of Local Government will be attending and giving keynote addresses.

We are confident that conference will provide beneficial outcomes for all attendees.

The problems and challenges being faced by Regional and Rural Local Government Councils will be the focus of the Conference

Could you please advise you Mayor and Councillors of the proposed date of the Conference so that they had adequate lead time to make appropriate arrangements.

A copy of the preliminary programme will be forward shortly.

I have attached a copy of the list of motels available in Bourke for your reference.

It would certainly be assistance if your Council could contemplate the early consideration and lodgement of motions relating to issues impacting on both your Council and other Councils in rural and remote New South Wales

Yours faithfully

Ross Earl
General Manager

Encl.

Bourke Accommodation Guide

Motels

Riverside Motel

3 Mitchell Street
Ph (02) 6872 2539
www.bourkeriversidemotel.com

4 Star, 24 units with en suite, pool, BBQ, flat screen TV, Wi-Fi available, air conditioning

Historic accommodation with beautiful rooms, superb amenities in a quiet, safe and secure location. Enjoy award winning gardens.

Darling River Motel

Cnr Mitchell St & Warraweena Street
Ph (02) 6872 2288
www.darlingrivermotel.com.au

30 units, air conditioned, pool, spa, BBQ, free Wi-Fi, wheelchair accessible

Major Mitchell Motel

Cnr Richard & Mertin Street
Ph (02) 68722311
www.majormitchellmotel.com.au

16 units, air conditioning, pool. BBQ, free Wi-Fi

Pub Style

Port Of Bourke Hotel

32 Mitchell Street
Ph (02) 6872 2544

20 rooms, air conditioning
Restaurant/Bistro Meals

Motels—North Bourke

Back O' Bourke Accommodation

5km from town on Wanaaring Road
North Bourke
Ph: (02) 6872 4448 or 0427 248 403
www.backobourkemotel.com.au

Self contained units, air conditioned secure parking, pool, Austar, Wi-Fi,

The Bridge Inn

4 Bogan Street

North Bourke
Ph (02) 6872 3167
www.bourkebridgeinn.com.au

Elegant and comfortable amenities. Wi-Fi, Austar, wheelchair accessible.

Licenced restaurant Monday—Friday nights.

Caravan Parks

Kidman's Camp - Bourke

North Bourke on Cunnamulla Road
Ph (02) 6872 1612
www.kidmanscamp.com.au

The Outback's best Van Park! Cabins and Powered sites

Mitchell Caravan Park

2-4 Becker Street
Ph (02) 68722791
www.mitchellcaravanpark.com.au

Ensuite toilet & shower, camp sites, air conditioning, hire vans, BBQ.

Pet friendly, free dog minding, free Wi-Fi, daily happy hour (visitor season).

Units / Apartments

Browns Apartments

77 Darling Street
Ph 0428 248 214

4 fully self-contained spacious 2 bedroom units.

Anne's Apartments

6 Wortumertie Street
Ph 0488 722 288 or 0417 047 606

2 bedroom apartments available for 3 night or weekly rentals

Dougo's Self-Contained Units

Cnr Darling St & Tarcoon Street
Ph (02) 6872 2766

Weekly rentals

B&B's / Guesthouses

Poets on Mertin

45 Mertin Street
Ph 0427 723 230
www.nurseryonmertin.com

Modern style with classic country luxury. 3 night minimum

Gidgee Guesthouse

Cnr Oxley & Sturt Street
Ph (02) 6870 1017 or 0488 522 245
www.gidgeeguesthouse.com.au

State heritage building built in 1888. Single, double & bunk rooms. BBQ, laundry, free Wi-Fi, air-conditioned

Farm Stays

Huts By Mt Oxley

"Rosemore" Station
42km South-East of Bourke
Ph 0427 815 385 & 0428 723 275

Camping grounds, Shearers Huts. Breathtaking scenery, outback style accommodation

Rose Isle Station

70km West of Bourke on Louth Road
Ph (02) 6874 7371

Peaceful Darling River campsites and shearers quarters located on the picturesque Darling River

Trilby Station

125km from Bourke via Louth
Ph (02) 6874 7420
www.trilbystation.com.au

Dinner, Bed & Breakfast, experience a large outback cattle & sheep station.

Bourke Visitor Information Centre
Kidman Way
PO Box 21
Bourke NSW 2840
Phone: (02) 6872 1321
www.visitbourke.com.au

ORDINARY MEETING OF THE COUNCIL

November 14, 2018

ITEM 4

BROKEN HILL CITY COUNCIL REPORT NO. 191/18

SUBJECT: COMMUNITY ASSISTANCE GRANTS AWARDED FOR ROUND 2 OF 2018/2019 18/44

Recommendation

1. That Broken Hill City Council Report No. 191/18 dated November 14, 2018, be received.

2. That Council notes the Community Assistance Grants awarded for Round 2 of 2018/2019 which were approved by the Panel on 13 November 2018 and the Acting General Manager on 14 November 2018.

3. That the Community Assistance Grants Policy and Application be amended:
   1) to clarify the eligibility criteria 4.5.1(a) to read:

   "Applicants must be an incorporated community association/organisation, or a registered not-for-profit association/charitable organisation with an ABN or ACN. Applications will not be accepted from individuals, businesses, government agencies, political parties or lobby groups."

   2) to include additional questions and evaluation by Council's Finance Department of an organisation/association's financial statements in order for the Panel to gain a clearer understanding of an organisation/association's financial position.

4. That the balance from Round 2 of 2018/2019 of $28,281.00 be rolled-over to Round 1 of 2019/2020.

Executive Summary:

Council is committed to assisting local community not-for-profit organisations in the delivery of services/activities/programs that align with the objectives of Broken Hill's Community Strategic Plan. To facilitate this Council holds two rounds of Community Assistance Grant funding each year to provide "one-off" financial grants which comply with Section 356 of the *Local Government Act 1993*.

Applications for Community Assistance Grants for Round 1 of 2018/2019 closed on 31 October 2018 at which time Council received seven (7) applications. A further request for financial assistance from the Broken Hill YMCA considered at the Ordinary Council Meeting held 31 October 2018 was referred to the Community Assistance Grants process (Minute Number 45936) bringing the total number of applications to eight (8).

From those eight (8) applications the Community Assistance Grants Panel recommended full support and part support of (6) applications. The Panel's recommendations gained approval from the Acting General Manager on 14 November 2018 and the grants have been awarded.

Report

Council's Community Assistance Grants Policy provides a framework for Council to provide grants for community events, projects, services or activities know as Community Assistance Grants that align with the objectives of Broken Hill's Community Strategic Plan.

The framework aims to ensure that the allocation of Council's limited resources is undertaken in a fair, transparent, accountable and ethical manner. Council recognises that there can be difficulties in meeting community expectations with the increasingly limited financial resources available. Council also recognises that it is accountable to the community for the management and disbursement of its funds and that it must be done in a manner that maximises the benefits to the community and is seen as fair and equitable.

The Community Assistance Grants Panel met on 13 November 2018 and conducted a robust evaluation of the applications received for Community Assistance Grants for Round 2 of 2018/2019 and presented its recommendations to the Acting General Manager for the awarding of grants. From the eight (8) applications received, the Acting General Manager approved the Panel's recommendations on 28 May 2018 to provide grants to the following six (6) organisations:

Organisation	Project/Activity	Amount
Total of budget available for Round 2		**$47,250.00**
Broken Hill Civic Orchestra	Purchase of digital piano	$2,199.00
Broken Hill Philharmonic Society	Rent at Aged Persons' Rest Centre	$3,500.00
Broken Hill Country Women's Association	Purchase of BBQ and Marque	$1,270.00
Broken Hill Harness Racing Club	Towards Hire of Memorial Oval for race nights	$4,000.00
YMCA Broken Hill	Towards StreetgYm Program	$5,000.00
Western Landcare NSW	Towards student leadership program	$3,000.00
Total of grants awarded		**$18,969.00**
Balance Remaining		**$28,281.00**

All recipients of Community Assistance Grants must enter into an agreement with Council and provide Council with full acquittal information following the conduct of their activity/program/event. If an organisation fails to adequately acquit their grant, they will be ineligible for grants in the future and may be required to repay the grant funds to Council (depending on the circumstances).

The Community Assistance Grants Panel discussed the wording of eligibility criteria (a) and recommended that it be re-worded to be less ambiguous. The recommendation of this report requests an amendment to the policy to clearly read that to be eligible, a community organisation /association must be either incorporated or be registered as a not-for-profit or chairtable organisation /association with an ABN or ACN.

This is due to the governance and financial framework that applies to associations/organisations registered with the Australian Securities and Investments Commission (through the NSW Department of Fair Trading) or the Australian Charities and Not-For-Profits Commission as opposed to Council providing financial support to ad-hoc

groups/committees that do not comply with legislated requirements; may not have funds held in bank accounts independent of its members; may not have executive members elected or hold meeting to resolve matters formally including expenditure of funds etc. Council must ensure that grants are provided to legitimate organisations/associations.

The Panel also recommended that along with requesting a copy of applicant's financial statements, more questions are asked of their financial position. Additional questions and evaluation will be added to the Application/reporting process in consultation with the Chief Financial Officer for the Panel to have a clearer understanding of an organisation's financial position.

The Community Assistance Panel's recommendations for the approval of grants were presented to the Acting General Manager who approved the grants on 14 November, 2018. These grants have been awarded.

This report provides the Panel's recommendations regarding amendments to the Community Assistance Grants Policy and Application for approval by Council.

Strategic Direction:

Key Direction:	1 Our Community
Objective:	1.2 Our Community Works Together
Function:	1.2.1.3 Develop, plan and implement a strategy to support, encourage and celebrate volunteers in our community
DP Action:	Leadership and Governance

Key Direction:	4 Our Leadership
Objective:	4.3 We Unite to Succeed
Function:	4.3.1.7 Gain a better understanding of possible alignments between Council and community groups, local associations and volunteers to ensure opportunities to work together are identified
DP Action:	Leadership and Governance

Relevant Legislation:

Local Government Act 1993, Section 356
Council's adopted Community Assistance Grants Policy

Financial Implications:

The available budget for Round 2 2018/2019 is **$47,250.00**.

The Panel and Acting General Manager approved grants totaling **$18,969.00** leaving a balance of **$28,281.00** which is recommended to be rolled-over to Round 1 of 2019/2020.

Attachments

1. ⇩ Minutes of the Community Assistance Grants Panel Meeting
2. ⇩ Community Assistance Grants Policy

RAZIJA NU'MAN
ACTING GENERAL MANAGER

COMMUNITY ASSISTANCE GRANTS PANEL MEETING FOR ROUND 2 OF 2018/2019 HELD TUESDAY 13 NOVEMBER 2018 AT 3:00PM

1. ATTENDANCE

Present: Cr Gallagher, Cr Kennedy, Cr Clark, Ms R Sanderson, Ms K Janjic, Mr C Dougherty, Governance Officer Leisa Bartlett.

Apologies: Nil

2. DISCLOSURE OF INTEREST

NAME	DISCLOSURE	ACTION
Robynne Sanderson	Broken Hill Civic Orchestra and Nessie Osten Concert	leave the meeting room

3. REPORTS

a) Update Report

That the Panel notes the update provided regarding Round 1 of 2018/2019 Community Assistance Grants.

That the Panel notes that the Community Assistance Grants Policy has not been amended since the last Panel Meeting.

That the Community Assistance Grants Panel determines the Assessment Score needed to be reached , at this Panel meeting, for applicants to be recommended for approval taking into consideration the number of applications received; the total amount requested; and the budget available (this score will be different for each Panel Meeting).

That the Panel's recommendations be presented to the General manager for approval with a report to be presented to the next available Council Meeting for information.

carried

COMMUNITY ASSISTANCE GRANTS AWARDED FOR
ROUND 2 OF 2018/2019

Round 2 - 2018/2019 Community Assistance Grants Meeting 13/11/2018
Assessment Weighting

	Weekend Therapy 4x4	Broken Hill Civic Orchestra	Broken Hill Philharmonic Society	Broken Hill Harness Racing	Country Womens Assoc	Nessie Osten Memorial Concert Cte	Western Landcare NSW	YMCA Broken Hill
A) SOICIAL BENEFITS								
category Arts/Culture/ Environment/Community		5	5	4	5		3	3
activity available to wider community		3	3	3	3		1	3
participants gain skills/knowledge		4	4	1	4		5	4
social benefits to community		4	4	4	4		2	3
SUB-TOTAL		16	16	12	16		11	13
B) CSP DELIVERABLES								
aligns with CSP		4	4	4	4		2	2
aligns with Delivery Program		4	4	4	4		2	2
fills an identified need in community		5	5	5	5		3	4
rate overall impact on community		5	5	4	5		3	2
SUB-TOTAL		18	18	17	18		10	10
TOTALS		**34**	**34**	**29**	**34**		**21**	**23**

COMMUNITY ASSISTANCE GRANTS AWARDED FOR ROUND 2 OF 2018/2019

b) Applications for Round 2 2018/2019

Available Budget for Round 2 2018/2019	$ 47,250.00

Organisation	Activity/Project	Meets Eligibility & Assessment Criteria	Adequate Financial Position	Assess-ment Score	Rank	Grant Amount Requested	Grant Amount Approved by Panel	Panel Comment/Notes
Broken Hill Civic Orchestra	purchase new digital piano	yes	Y	34	1	$ 2,199.00	**$ 2,199.00**	Fully funded
Broken Hill Philharmonic Society	rent of room at Aged Persons Rest Centre	yes	Y	34	1	$3,500.00	**$ 3,500.00**	Fully funded
Country Womens Association	purchase of BBQ and marquee	yes	some risk	34	1	$1,270.00	**$ 1,270.00**	Fully funded
Broken Hill Harness Racing Club	hire of Memorial Oval for race nights	yes	Y	29	2	$6,790.00	**$ 4,000.00**	Part funded due to Club's ability to raise funds and Club's financial position. Feedback to be provided to the Club to apply for a specific project in the future rather than the waiving of hire fees of a Council venue.
YMCA Broken Hill	seed funding for StreetgYm Program	partial	Y	23	3	$ 10,770.00	**$ 5,000.00**	The Panel recommends suspension of eligibility criteria (g) to consider this application, given the significant benefit of the YMCA Integrated Wellness Centre development. Part funded due to the low number of participants in program and uncertainty on how program will run.
Western Landcare NSW	student leadership program	yes	Y	21	4	$10,000.00	**$ 3,000.00**	Part funded due to uncertainty of outcomes of program, financial position of organisation and ability to gain State Government funding.
Weekend Therapy 4x4	purchase of video equipment	no		0		$3,000.00	$ -	Did not meet eligibility criteria
The Nessie Osten Memorial Concert Committee	hire of Civic Centre and Steinway Piano	no		0		$935.00	$ -	Did not meet eligibility criteria
Totals						**$ 38,464.00**	**$ 18,969.00**	
			Budget Remaining				$ 28,281.00	

4. General Business

Clear up wording of eligibility of organisations
Remaining budget to be rolled-over to Round 1 of 2019/2020.
More media exposure next round.
Financial position to be identified in the Applications

Meeting concluded: 4:18

SIGNED BY PANEL MEMBERS PRESENT:

Cr Dave Gallagher

Cr Tom Kennedy

Cr Maureen Clark

Mr Chris Dougherty

Ms Kristina Janjic

Ms Robynne Sanderson

GO Leisa Bartlett

Acting General Manager's Approval: Approved discussion re amounts allocated also discussed items under general business for attention

14/11/18

BROKEN HILL
CITY COUNCIL

COMMUNITY ASSISTANCE GRANTS POLICY

QUALITY CONTROL			
TRIM REFERENCES	12/114 – D17/3599		
RESPONSIBLE POSITION	General Manager		
APPROVED BY	Council		
REVIEW DATE	April 2021	REVISION NUMBER	2
EFFECTIVE DATE	ACTION	MINUTE NUMBER	
24/02/2016	Adoption	45180	
22/02/2017	Public Exhibition	45461	
26/04/2017	Adoption	45524	

1. INTRODUCTION

Council acknowledges the contribution made by our community towards the betterment of Broken Hill and the contribution of volunteers towards the objectives of Council.

This policy aims to provide support to individuals and groups through a program of Community Assistance Grants.

This policy allows for considered and transparent decisions to be made regarding the distribution of community resources.

2. POLICY OBJECTIVE

The purpose of this policy is to provide a framework for Council to provide grants for community events, projects, services or activities, known as Community Assistance Grants that align with the objectives of Broken Hill's Community Strategic Plan.

The framework aims to ensure that the allocation of council's limited resources is undertaken in a fair, transparent, accountable and ethical manner. Council recognises that there can be difficulties in meeting community expectations with the increasingly limited financial resources available. Council also recognises that it is accountable to the community for the management and disbursement of its funds and that it must be done in a manner that maximises the benefits to the community and is seen as fair and equitable.

3. POLICY SCOPE

The policy applies to all applications for Community Assistance Grants.

4. POLICY STATEMENT

4.1. General Principles

Council commits itself to the following principles:

4.1.1. Accountability, transparency and equity – The policy provides a framework for the transparent and merit-based provision of support and a system of accountability for the recipient.

4.1.2. Alignment with Council strategies – The policy aligns with Council priorities outlined in the Broken Hill Community Strategic Plan and Councils Delivery Program.

4.1.3. Value for money – The policy ensures Council considers the value for money received in return for Councils investment.

4.2. Scope of Program

4.2.1. The total amount available under the Community Assistance Grant Program will be determined annually by the elected Council in connection with the Operational Plan and Delivery Program.

4.2.2. Community Assistance Grants may comprise cash/and or value in kind.

4.2.3. Council may decide to offer to an applicant a Community Assistance Grant in an amount less, or in a combination different to, what is applied for.

4.2.4. A monetary figure will be allocated to all value in kind awarded under the Community Assistance Grant Program, in accordance with its true cost to Council. This amount will be included in the total amount of Community Assistance Grant allocated to any successful applicant.

4.2.5. Any amendments to the total budget allocated to the Community Assistance Grant program must be approved by the elected Council.

4.2.6. Only single year commitments may be approved under this policy.

4.3. Existing Commitments

4.3.1. The following existing committed donations do not meet the requirements for inclusion in a competitive process because they are initiatives instigated by Council and also they are not auspiced by a community organisation, therefore the following annual committed donations will be made:

Name of Organisation	2015/2016 Commitment	Purpose
Local Schools	$100 per school ($1,000.00 total)	Donation towards presentation night
David Bowler Memorial Award	$2,500.00	Co-contribution towards award

4.3.2. All other previously committed annual donations will not be made and these organisations must apply to one of the competitive rounds of Community Assistance funding due to their organisation meeting the eligibility criteria to apply.

4.4. Program Structure

4.4.1. Council will hold up to two competitive rounds for Community Assistance Program each financial year.

4.4.2. Council will advertise the details of each round of the Community Assistance Program on Councils website and in the local media.

4.4.3. Council may decide to host a public information session in connection with a competitive round to provide information to prospective applicants about the program.

4.5. Eligibility and Assessment

4.5.1. Eligibility Criteria

Council will not support applications that do not meet all of the following Eligibility Criteria:

a. Applicant must be an incorporated association, not for profit group, and/or a registered organisation with an ABN (or ACN). Applications will not be accepted from individuals, government agencies, political parties or lobby groups.

b. Applicants must lodge a completed application using Council's standard Community Assistance Grant Program Application Form in accordance with any published Guidelines.

c. Applications must be received on or before the advertised due date.

d. Applicants must provide evidence that they have appropriate insurances in place.

e. The event/project/service/activity must be scheduled to occur within the same financial year the application is made and support is received.

f. The funds received through Community Assistance Grants must not be used to raise funds on behalf of another group.

g. Applicants may not have received any other sponsorship support from Council within the same financial year, regardless of whether it was for a different event/project/service/activity.

h. Applicants must have complied with, to Council's satisfaction, the conditions of any previous grant, support or Community Assistance Grant received from Council.

i. The event/project/service/activity must be consistent with the community values defined in the Community Strategic Plan.

j. The event/project/service/activity must apply uniformly to all persons in the Broken Hill Local Government Area or to a significant group of persons within the area.

k. The Applicant must be capable of obtaining all regulatory approvals for the event/project/service/activity.

l. If a public information session is scheduled in connection with a round of Community Assistance Grant funding, a representative of the Applicant must attend, or otherwise meet with the relevant Council Officer in advance of the application deadline.

4.5.2. Assessment Criteria

Applications that satisfy the Eligibility Criteria set out in clause 4.5.1 will then be assessed against the following Assessment Criteria, which will be weighted according to Councils strategies:

a. Social benefit to the community in the fields of arts, culture or environment. Considerations include: number and age of participants; skills and knowledge developed by applicants.

b. How the project will support an identified need within or develop community strengths. Considerations include: alignment to community strategic plan and delivery program outcomes; the relevant impact on the Broken Hill community through the implementation of the initiative.

4.5.3. Assessment of Applications

The Relevant Council Officer will receive applications and undertake a preliminary assessment against the Eligibility and Assessment Criteria set out in sections 4.5.1 and 4.5.2.

It is open to the Council Officer to amend estimates and projections included in the application prior to assessment based on information available to Council or Council's past experience. Any changes should be notified to the applicant with the reasoning documented.

If the applicant does not agree with amendments suggested by the Relevant Council Officer, the application will still be presented to the Community Assistance Grant Panel for assessment with information from the Relevant Council Officer as to why amendments are recommended.

The weighting allocated to each assessment criterion will be determined and approved by the Community Assistance Grant Panel prior to applications being called. These weightings must be made available to applicants upon request.

Following a preliminary assessment, the Relevant Council Officer will present all applications to the Community Assistance Grant Panel with a recommendation on eligibility.

The Community Assistance Grant Panel will be convened to assess applications. The Community Assistance Grant Panel's assessment must be recorded on an evaluation form and retained in Council's records management system. The evaluation form will be signed by all members of the Community Assistance Grant Panel.

Each member of the Community Assistance Grant Panel must comply with Councils Code of Conduct, in particular, the provisions covering Conflicts of Interest.

The Community Assistance Grant Panel will make recommendation to the General Manager.

The General Manager approves and provides Council with a report for information subsequent to the awarding of grants.

The event/project/service/activity must be suitable for Council's involvement and consistent with Council's community values defined in the Community Strategic Plan.

4.5.4. Agreements, Payments and Acquittals

Successful applicants and Council must sign an Agreement, containing Council's terms and conditions for the Community Assistance Grant prior to any monies being released.

Payments will be made in accordance with the agreement following receipt of invoice.

All invoices must be received before the end of the financial year in which Community Assistance Grant was awarded and the event/project/service/activity implemented.

Council will not be liable for any amounts over and above the Community Assistance Grant amount as set out in the Agreement.

Successful applicants must provide acquittal information to Council in accordance with the terms of the Agreement.

5. IMPLEMENTATION

5.2. Roles and Responsibilities

The following Council Officers are responsible for the implementation and the adherence to this policy:

- General Manager
- Chief Operating Officer
- Governance Officer

5.3. Communication

This Policy will be communicated to the community and staff in accordance with Council's Policy, Procedure and Process Framework and Council's Business Paper process. Following adoption by Council the Policy will be made available on Council's website.

5.4. Associated Documents

The following documentation is to be read in conjunction with this policy:

- Code of Conduct
- Statement of Business Ethics

6. REVIEW

Review of this policy will incorporate relevant legislation, documentation released from relevant state agencies and best practice guidelines.

The standard review period will be within each term of Council following the Local Government Elections, or as required to ensure that it meets legislation requirements and the needs of the community and Council. The responsible Council officer will be notified of the review requirements three (3) months prior to the expiry of this policy.

The General Manager is responsible for the review of this policy.

7. LEGISLATIVE AND LEGAL FRAMEWORK

This policy is to be read in conjunction with the following:

Local Government Act 1993 – Sections 377 and 356

Council employees shall refrain from personal activities that would conflict with proper execution and management of Council's Community Assistance Grants Policy. Council's Code of Conduct provides guidance for recognising and disclosing any conflicts of interest.

8. DEFINITIONS

Agreement means the agreement entered into by Council and applicant whose application for Community Assistance Grant has been successful.

Council means Broken Hill City Council.

Community Assistance Grant means Financial Assistance provided by Council as a financial contribution or Value in Kind, to support an event, project, service or activity.

Community Assistance Grant Panel means the panel comprising:

- The Mayor (or nominee)
- The "Our Community" Portfolio Councillor (or alternate)
- An additional Councillor
- The Broken Hill Australia Day Citizen of the Year
- Two independent persons

Financial Assistance means payments given to individuals or organisations that are not commensurate with a reciprocal benefit received by Council.

Guidelines means any guidelines published in connection with Council's Community Assistance Grant program in any year.

Relevant Council Officer means the Council employee responsible for administering the Community Assistance Grant program.

Value in Kind means goods or services supplied by Council in connection with a Community Assistance Grant, including the waiver or discounting of fees and charges for Council facilities.

ORDINARY MEETING OF THE COUNCIL

November 8, 2018

ITEM 5

BROKEN HILL CITY COUNCIL REPORT NO. 192/18

SUBJECT: RECONCILIATION ACTION PLAN REPORT 14/59

Recommendation

1. That Broken Hill City Council Report No. 192/18 dated November 8, 2018, be received.
2. That Broken Hill City Council establish a Reconciliation Action Plan Working Group
3. That Broken Hill City Council endorse the Terms of Reference for the Broken Hill City Council Reconciliation Action Plan Working Group

Executive Summary:

Broken Hill City Council last formulated a Reconciliation Action Plan for the 2011-2012 year. No further work, in terms of a further plan, has been undertaken since that time.

This report outlines the proposed methodology and framework for the development of a new RAP following the guidelines issued by *Reconciliation Australia.*

The RAP will be in place for two years and will require endorsement by *Reconciliation Australia* for Council to be able to formally utilize the RAP logo and wording as a Reconciliation Action Plan.

Engagement with the local Aboriginal and Torres Strait Islander community, Council senior leaders, and community stakeholders is the mandatory first step of formulating a new Reconciliation Action Plan.

Report:

Background

Within Council's Delivery Programme under the 'Our Leadership' heading is the strategic direction statement:

'Develop and strengthen the relationship with the local Aboriginal community.'

The related action in Council's Operational Plan, states:

'Review, plan and implement a Reconciliation Action Plan (RAP) by June 2019.'

Attached to this report is an action update of the Reconciliation Action Plan (RAP) developed in 2011-2012 and actions undertaken outside of that particular RAP, to the current year 2018.

A Reconciliation Action Plan (RAP) provides the framework for the Broken Hill City Council to support the national reconciliation movement by committing to working with Aboriginal people.

A RAP includes practical actions that will drive Broken Hill City Council's contribution to reconciliation both internally and in the Broken Hill community, and will state the vision and direction of Council. It is a strategic document which sits alongside the Community Strategic Plan.

Population and Demographics of Broken Hill

The total population of Broken Hill (2016) is 17,873. 1503 people identified as Aboriginal and Torres Strait Islander peoples in the census of that year. This number represents a total percentage of 8.45% of Indigenous people in the Broken Hill community compared with 3.3% nationally. 5% of Broken Hill City Council staff surveyed in 2017 self-identified as Aboriginal or Torres Strait Islander people.

History

Local Aboriginal history of the area is significant and its legacy is seen today in a range of Aboriginal organisations, Aboriginal arts communities and the willingness of Aboriginal Elders and groups to be involved in all aspects of life in Broken Hill.

The Wilyakali people traditionally occupied the lands around Broken Hill and, as a cyclic peoples, visited the Barkandji people on the Menindee Lakes in the Darling Riverine Plains Bioregion each year.

Just as the majority of Aboriginal groups populated the areas close to water, early European settlement in the West began with the rivers, and so it was the Aboriginal people of the Far West and Mallee Regions who survived the longest with little European disturbance. The Barkandji lost their traditional lands and their existence as hunters and fishers in the 1830's.

By the 1870's Aboriginal men in the region were employed as shearers and cattlemen on the surrounding station properties while Aboriginal women were often employed as domestic helpers in homesteads, sometimes bearing settlers children. Those attempting to retain a traditional lifestyle were hampered by restrictions to movement needed to subsist and resorted to living in missions or on stations.

The influenza epidemic in 1919 decimated the Aboriginal population of the area and those who survived were placed on a mission near Menindee in the 1930's.

The connection to land continued post colonisation and this was formally recognised on the 16th June 2016 when the Barkandji people were recognised as the traditional owners of the land in the far west NSW area by the Federal Court. The claim was lodged 18 years prior.

Today the Wilyakali people of Broken Hill are still the majority Aboriginal group in Broken Hill. There are several Aboriginal people in the community that come from other language groups.

Source of information:
https://www.environment.nsw.gov.au/bioregions/BioregionsNswoutlineAboriginalWestern.htm

Reconciliation Australia

Reconciliation Australia (RA) was established in 2001 as the national lead and expert body on reconciliation in Australia. It replaced the Council for Aboriginal Reconciliation which was established in 1991 under the *Council for Aboriginal Reconciliation Act 1991.*

Reconciliation Australia's purpose is '*to inspire and enable all Australians to contribute to the reconciliation of the nation'.*

Reconciliation Australia's vision is for a '*just, equitable and reconciled Australia'.*

The RAP program, administered by *Reconciliation Australia,* contributes to advancing the five dimensions of reconciliation by supporting organisations to develop respectful relationships and create meaningful opportunities with Aboriginal people.

The **five dimensions of reconciliation** are:

1. *Race Relations* - All Australians understand and value Aboriginal and Torres Strait Islander and non-indigenous cultures, rights and experiences, which results in stronger relationships based on trust and respect and that are free of racism.

2. *Equality and Equity* - Aboriginal and Torres Strait Islander peoples participate equally in a range of life opportunities and the unique rights of Aboriginal and Torres Strait Islander peoples are recognised and upheld.

3. *Institutional Integrity* - The active support of reconciliation by the nation's political, business and community structures. This is manifested in the goal that our political, business and community institutions actively support all dimensions of reconciliation.

4. *Historical Acceptance* - All Australians understand and accept the wrongs of the past and their impact on Aboriginal and Torres Strait Islander peoples. Australia makes amends for past policies and practices ensures these wrongs are never repeated.

5. *Unity*- An Australian society that values and recognises Aboriginal and Torres Strait Islander cultures and heritage as a proud part of a shared national identity.

Discussion

Reconciliation Action Plan types

Reconciliation Action Plans are categorized into four types based on the relationship of the organisation with its Aboriginal and Torres Strait Islander population and where the organisation is on its reconciliation journey.

Each of the four types set out the minimum elements required to build strong relationships, respect and opportunities within an organization and community.

As Council had already developed a RAP in 2011/2012, *Reconciliation Australia* has recommended that Council proceed under the heading of an 'Innovate' RAP model.

The four RAP types are outlined below:

Reflect

-*Scoping reconciliation*

A Reflect RAP clearly sets out the steps you should take to prepare your organisation for reconciliation initiatives in successive RAPs. Committing to a Reflect RAP allows your organisation to spend time scoping and developing relationships with Aboriginal and Torres Strait Islander stakeholders, deciding on your vision for reconciliation and exploring your sphere of influence, before committing to specific actions or initiatives. This process will help to produce future RAPs that are meaningful, mutually beneficial and sustainable.

Innovate

– Implementing reconciliation

An Innovate RAP outlines actions that work towards achieving your organisation's unique vision for reconciliation. Commitments within this RAP allow your organisation to be aspirational and innovative in order to help your organisation to gain a deeper understanding of its sphere of influence, and establish the best approach to advance reconciliation. An Innovate RAP focuses on developing and strengthening relationships with Aboriginal and Torres Strait Islander peoples, engaging staff and stakeholders in reconciliation, developing and piloting innovative strategies to empower Aboriginal and Torres Strait Islander peoples.

Stretch

– Embedding reconciliation

A Stretch RAP is best suited to organisations that have developed strategies, and established a strong approach towards advancing reconciliation internally and within the organisation's sphere of influence. This type of RAP is focused on implementing longer-term strategies, and working towards defined measurable targets and goals. The Stretch RAP requires organisations to embed reconciliation initiatives into business strategies to become 'business as usual'.

Elevate

– Leadership in reconciliation

An Elevate RAP is for organisations that have a proven track record of embedding effective RAP initiatives in their organisation through their Stretch RAPs and are ready to take on a leadership position to advance national reconciliation. Elevate RAP organisations have a strong strategic relationship with Reconciliation Australia and actively champion initiatives to empower Aboriginal and Torres Strait Islander peoples and create societal change. Elevate RAP organisations also require greater transparency and accountability through independent assessment of their activities.

The 'Innovate RAP Template

The 'Innovate RAP template' has minimum elements required for endorsement by Reconciliation Australia. These include:

- Establishing a RAP working group which includes Aboriginal and Torres Strait Islander peoples and senior members of Council staff

- Development of a cultural awareness training strategy for staff which defines cultural learning needs and considers partnerships with local Traditional Owners

- Development of protocols for Acknowledgement of Country and Welcome to Country

- Establishing a baseline record of existing Aboriginal and Torres Strait Islander employees and increase of Aboriginal and Torres Strait Islander employment opportunities

- Reviewing procurement policies to increase the number of Aboriginal and Torres Strait Islander businesses within our supply chain

- Completing and submitting a RAP Impact Measurement Questionnaire to Reconciliation Australia each year.

Broken Hill City Council Vision for Reconciliation Action Plan

RAP Working Group

One of the first essential 'minimum elements' for developing a RAP is to establish a **working group** made up of a senior member of Council staff, Aboriginal and Torres Strait Islander peoples and service group stakeholder.

A preliminary meeting was held on 17 October, 2018 with Councillors nominated to the RAP Development process (Mayor Turley, Councillor/Deputy Mayor Browne, and Councillor Adams) to discuss the way forward in the formation of a representative working party.

Part of the process is having a vision around which to build future actions in discussion with future committee members. The following vision is proposed for the RAP.

> *Our reconciliation vision is to create a community that walks together toward a shared future. We do this by using actions and words to acknowledge the histories, cultures, knowledge and contributions of Aboriginal and Torres Strait Islander community members.*

Draft Terms of Reference

The draft Terms of Reference, attached, defines the proposed composition and operating arrangements of the Work Group. It is hoped to be able to achieve the following level of membership: a Committee comprising up to thirteen representatives, three Councillor representatives, one senior Council staff member, five members of the Aboriginal and Torres Strait Islander community local network, and three external stakeholders/service providers, who have a significant role in supporting the local Aboriginal and Torres Strait Islander community. An additional Council officer will be in attendance to provide consistent administrative support.

Nominations will be called for by public notice in local media and by information letter/email to relevant local groups and agencies.

Strategic Direction:

Key Direction	4	Our Leadership
Objective	4.3	We Unite to Succeed in Australia's First Heritage Listed City
Function		Leadership & Governance
DP Action	4.3.1.03	Develop and strengthen relationships with the local Aboriginal community

Measure: RAP developed and implemented by 30 June 2019

Relevant Legislation:

The *Local Government Act 1993* (NSW)

The *National Parks and Wildlife Act 1974* (NSW)

The *Constitution Act 1902* (NSW)

Financial Implications:

Attachments

1. ⇩ Reconciliation Action Plan 2011-2012 - Update of actions report
2. ⇩ Reconciliation Australia - Innovate Reconciliation Action Plan Template
3. ⇩ Reconciliation Action Plan - Terms of Reference

RAZIJA NU'MAN
ACTING GENERAL MANAGER

Reconciliation Action Plan (RAP) 2011/12

Update of actions undertaken in accordance with the 2011/2012 RAP and actions until the present 2018 period

Background

Broken Hill City Council created a Reconciliation Action Plan for the year 2011/2012.

This plan follows the Reconciliation Australia recommendation that any plan follow the tenets of "relationships: respect: opportunities".

Reconciliation Australia provided a template for the plan, a checklist of measures to allow for self-checking of the working party recommendations against the requirements of a RAP and a table of possible ideas and action for council. Reconciliation Australia advised that ideas should be unique to a local community and come from it rather than be prescriptive. Local actions should be the result of local ideas.

The following pages contain a copy of the Reconciliation Action Plan for the Year 2011/2012. Updated information is contained in the pages that follow.

The updated information has been gathered from BHCC staff, BHCC policies and information retained from the 2011/2012 process.

Broken Hill City Council

Reconciliation Action Plan for the Year 2011/2012

Our vision for reconciliation

"A strong, vibrant and culturally rich community in Broken Hill achieved through building respect, relationships and opportunities with the Aboriginal community"

Our business

"Council will provide responsive community leadership and high quality leadership and high quality services in a sustainable manner to maintain and enhance Broken Hill's lifestyle"

Our RAP

Council committed to and subsequently announced at the National Land and Sea Management Conference in 2010 to formalize a RAP by December 2011.

RAP Working Group formed to progress and recommend Draft RAP for Council approval and referral to Reconciliation Australia.

Relationships (Tell us why respectful relationships between Indigenous and non- Indigenous people are important to your organization and its core business activities).

Better Workplace, Better Organisation; Great Harmony, Trust, Pride & Productivity; Improved Safety, Knowledge and Understanding.

Focus Area 1: Establish a RAP Working Group made up of Aboriginal and Torres Strait Islander peoples, Elected Representatives, and other Council staff working together.

Action	Responsibility	Timeline	Measurable Target
RAP Working Group Meetings	GM	Bi monthly (July, September, November)	3 meetings annually
Participation in meetings	All	Each meeting	80% of working group

Focus Area 2: Building relationships with Aboriginal and Torres Strait Islander peoples, organisations and communities in our organisation, local area and business sector.

Action	Responsibility	Timeline	Measurable Target
Identify/list key Aboriginal organisations to build relationships with	CM/CWP/ LALC	June 2011 September 2011	Organisations and key contacts listed Bring list to RAP Working Group
Meet CEO's/Chairs- Seek to understand, share and align directions in relation to the RAP	Mayor, GM	May 2012	100% appointments made and meetings held
Utilise LGSA resources	GM	Ongoing	Items of support accessed as needed

Celebrate National Reconciliation Week (NRW) by providing opportunities for Aboriginal and Torres Strait Islander employees and other employees to build relationships	**CEC**	**June 2012**	**Organise at least one internal event each year** **Encourage Council employees to attend at least one NRW community event per year**

Respect (Tell us why respect for Indigenous people, culture, land, history etc. is important to your organization and its core business activities)

Greater Empowerment, Equity, Participation, Encouragement, Confidence, Trust and Awareness

Focus Area 1: Localised Aboriginal and Torres Strait Islander cultural awareness and cultural development training for all staff

Action	Responsibility	Timeline	Measurable Target
Start discussion with Cultural Awareness providers	HR	May 2012	Develop a Cultural Awareness training strategy for the Council
Plan strategy of review	HR, M O'Donnell	September 2012	Strategy prepared
Finalise review	HR, M O'Donnell	December 2012	Strategy Completed

Focus Area 2: Aboriginal and Torres Strait Island cultures are visible and celebrated and cultural protocols are respected starting with 'Acknowledgement of Country' and 'Welcome to Country'.

Action	Responsibility	Timeline	Measurable Target
Start process to identify and formalize local protocols	GM	September 2011	Discussion started
Finalise local protocols (including activities such as Acknowledgement of Country/ Welcome to Country	GM, M O'Donnell	June 2012	Protocols finalized and implemented

Provide opportunities for Aboriginal and Torres Strait Islander employees to engage with their culture and community through NAIDOC week celebrations	**CEC**	**Jun annually**	**NAIDOC events held and opportunities are provided for Aboriginal and Torres Strait Islander employees to participate**

Opportunities {Tell us why opportunities for Indigenous people, organisations and communities are important to your organisation and its core business activities}

Improved Education, Economic Sustainability, Creativity, Wellbeing, Valuing of Diversity, Leadership, Environmental Stewardship, Representation, Participation and Jobs.

Focus Area 1: Economic, employment and/ or professional development for Aboriginal and Torres Strait Islander peoples

Action	Responsibility	Timeline	Measurable Target
Aboriginal Trainees	HR	Annually	3-5 Trainees
Aboriginal Employment Strategy	HR	June 2012	Strategy finalized Agreed numbers of Aboriginal employees

Focus Area 2: Partnerships and/or projects with Aboriginal and Torres Strait Islander professionals, organisations or communities that are mutually beneficial.

Action	Responsibility	Timeline	Measurable Target
LALC to attend LGA Conference	GM	September 2011	Numbers of members attending
Mentor program leading to Aboriginal Candidate at next BHCC elections	GM	June 2012	Number of Aboriginal candidates

Midnight Basketball Tournaments	**YSM**	**May, Sep-Oct**	**3 tournaments held and 25 Aboriginal participants**
Bush Basketball	**YSM**	**June**	**3 matches held/ 25 Aboriginal participants**
Investigate the mutually beneficial opportunities that supplier diversity could provide to the Council	**GM**	**June 2012**	**Investigate becoming a member of the Australian Minority Supplier Council**

Tracking progress and reporting

Action	Responsibility	Timeline	Measurable Target
First draft plan written up	Facilitator	May 2011	1st draft submitted
Second version of plan written for approval	Facilitator	July 2011	2nd version submitted
Final version to Council and Reconciliation Australia	GM	Sep/Oct 2011	Final version reviewed, amended and formalised
Final version to council	GM	Dec 2011	Adopted for launch Jan/Feb 2012
Report on the RAP annually	GM	Dec annually	Annual RAP report provided to Council, community and Reconciliation Australia

UPDATED INFORMATION

Introduction

In a new Reconciliation Action Plan (RAP) the introduction will be guided by the Reconciliation Australia process for creating a RAP. In contrast to the 2011/12 process, Reconciliation Australia asks organisations to choose the types of RAP they'd like to make. These categories are; Reflect, Innovate, Stretch, Elevate.

The categories ensure that the RAP contents reflect the journey of the organisation in terms of reconciliation actions with the local Aboriginal community. As BHCC has already completed a reflect RAP in the past, Reconciliation Australia recommends that the Broken Hill City Council completes an "Innovate" RAP. The template for an Innovate RAP has been supplied.

Reconciliation Australia staff member Kate Delaney (02 84882752) will act as the RAP Program Officer for the BHCC Reconciliation Plan Process.

The following notes respond to the 2011/2012 RAP. The information below has been gathered from staff consultations and internal research.

Relationships:

Focus Area 1: Establish a RAP Working Group made up of Aboriginal and Torres Strait Islander peoples, Elected Representatives, and other Council staff working together.

The RAP Working Group currently consists of three members: Mayor Turley and Councilors Browne and Adams. This group was endorsed at the Council meeting held on 26 September 2018.

In order to move forward on a new Reconciliation Action Plan, Reconciliation Australia have provided draft Terms of Reference for an expanded RAP Working Group.

The Aboriginal Community Working Party, Maari Ma Health and Warra Warra Legal Service are aware that Council are investigating completing a new RAP and are in support.

Focus Area 2: Building relationships with Aboriginal and Torres Strait Islander peoples, organisations and communities in our organisation, local area and business sector.

BHCC Senior Executive Support staff predominately work with the Department of Aboriginal Affairs. The BHCC HR department works closely with MPREC to support Aboriginal School Based Trainees.

A current (2018) list of Aboriginal organisations within the community has been prepared.

BHCC performs a long standing flag raising ceremony during NAIDOC week. A flag pole to permanently flag the Aboriginal flag was erected by Council in 2014.

BHCC does not currently conduct an event internally nor externally for National Reconciliation Week, which is held in late May each year.

The BHCC Library has a relationship with the 123 Hub and donates books regularly. Early literacy resources at the library include book of indigenous story and with strong cultural influences.

Library staff are aware of the historical representation of Aboriginal people in text and have analysed their collection to ensure historical accuracy.

Respect:

Focus Area 1: Localised Aboriginal and Torres Strait Islander cultural awareness and cultural development training for all staff

Aboriginal staff members can self-identify when beginning employment or at periodic staff surveys, creating an opportunity to be personally invited to Aboriginal events and activities that BHCC are involved in.

The BHCC HR Department are in the process of procuring Cultural Awareness training for staff. Contact has been made with TAFE Western to deliver the six step program The Maliyan Experience.

Three library staff members have completed Cultural Awareness Training through the Centre for Cultural Competence Australia.

The University Department of Rural Health conduct local Cultural Awareness training.

Cultural Awareness training is not mentioned in the BHCC Training Policy, adopted 1996.

Focus Area 2: Aboriginal and Torres Strait Island cultures are visible and celebrated and cultural protocols are respected starting with 'Acknowledgement of Country' and 'Welcome to Country'.

BHCC has comprehensive protocols in place for Acknowledgement to Country, Welcome to Country and Smoking Ceremony.

BHCC supports NAIDOC week celebrations by conducting a flag raising ceremony during the period. The Broken Hill City Library in 2018 hosted a NAIDOC storytelling event for the first time. This event was planned as part of community wide NAIDOC celebrations with several local Aboriginal organisations. The storytelling session was followed by Indigenous inspired arts and crafts activities and morning tea.

The local family fun day, which is a NAIDOC event held in September to take advantage of nicer weather, enjoys in kind support from BHCC.

The Broken Hill Regional Art Gallery has a permanent Indigenous collection on display, conducts the Far West Aboriginal and Torres Strait Islander Art prize annually and advocates for local Indigenous emerging and established artists. Workshops for Indigenous artists are held regularly and raising Indigenous visitation numbers is amongst the targets for gallery staff. The Art Gallery Advisory Committee, a 355 committee of Council, has an Indigenous representative.

FRESHbark is a collaborative project between Broken Hill Regional Art Gallery and young Barkindji artists from far west NSW. Led by BHRAG staff, this program encourages young, emerging, talented artists through education, experience, workshops and exhibitions.

Opportunities:

Focus Area 1: Economic, employment and/ or professional development for Aboriginal and Torres Strait Islander peoples

Between 2012 and 2017, BHCC underwent a staff restructure resulting in a reduction of overall staff numbers of approximately 30%. Between the years 2012 and 2017 no Aboriginal Trainees were appointed.

In 2017/18 the Broken Hill City Council received funding from the Elsa Dixon Foundation to appoint six Aboriginal School Based trainees. Three have been appointed during this period as a trial.

School Based Trainees require support for a two year period to complete the 100 days of on the job work and formal off the job training whilst completing their HSC. The current situation has begun as a trial to ensure the trainees are adequately supported throughout this period and to increase opportunity of successful outcomes for the trainee, BHCC staff and BHCC. A partnership has been formed with Brendan Doyle from MPREC to support the trainees further.

An Aboriginal Employment Strategy has not been completed.

Staff surveys have been undertaken in 2013 and 2017. These surveys include a diversity profile whereby staff could identify as Aboriginal or Torres Strait Islander. One third of all staff responded to the survey in 2017 with 5% of that group identifying as Aboriginal or Torres Strait Islander.

Focus Area 2: Partnerships and/or projects with Aboriginal and Torres Strait Islander professionals, organisations or communities that are mutually beneficial.

The relationship with MPREC to support Aboriginal School Based Trainees would however constitute a mentor relationship for those employees.

BHCC is not currently a member of Supply Nation (previously known as the Australia Minority Supplier Council).

Tracking progress and reporting

Although annual RAP reports are not evident, in 2014 a meeting was called to begin a review of the 2011/12 RAP and begin a new RAP process.

INNOVATE

Reconciliation Action Plan (RAP) template

Innovate RAP:
An Innovate RAP has a 2-year duration, which commences when the RAP is formally endorsed by Reconciliation Australia.

Template layout:
This RAP template sets out your organisation's commitment to reconciliation under the headings of relationships, respect and opportunities.

Action column: Broad action that includes the objective your organisation will focus on achieving. Try to use plain language and avoid organisation specific jargon or acronyms.

Deliverable column: Deliverables should be activities/initiatives that will achieve the objective in the action column. Deliverables should be written as a prospective activity.

Responsibility column: Responsibility of commitments within the RAP should be distributed across the organisation, to promote shared ownership of the RAP. Ensure the responsibility is all relevant areas of your organisation have actions specific to their knowledge area. Responsibilities should be allocated to specific employees, to increase accountability.

Timeline column: Specific dates should be allocated to each deliverable throughout the RAP life. Please use a month(s)/year(s) format (e.g. July 2017). If the action is ongoing, include the date that you will review the action for effectiveness or when you expect to have achieved milestones.

Minimum requirements:
The actions included in this template, as well as those deliverables listed under 'required', are minimum elements and must be included in your RAP in order for it to be endorsed by Reconciliation Australia. Organisations are encouraged to include additional actions/deliverables relevant to your core business and sphere of influence.

RAP review process:

Please ensure that first draft is submitted to Reconciliation Australia for review, at least 4 months prior to the expected endorsement date.

Once you have completed your first draft RAP, please submit it for review to Reconciliation Australia in Microsoft Word format. You can submit the first draft by completing the form on our RAP Online Hub or submit directly to your RAP Officer. The RAP Officer will then work in partnership with you to develop and review the RAP in readiness for formal endorsement by Reconciliation Australia.

The review process involves about **four to five** rounds of feedback from Reconciliation Australia before a RAP is ready for endorsement. The RAP review process can take three to six months, from when we receive you first draft. Although these timeframes may vary.

Formal endorsement by Reconciliation Australia:

There are two stages of RAP endorsement.

1. **Conditional Endorsement**
   When the RAP has been finalised and is ready for endorsement, it will be sent to the RAP Manager at Reconciliation Australia for approval. Once the content has been approved, the RAP will be conditionally endorsed.

2. **Final Endorsement**
   When the RAP is ready to be published (internally or externally), the RAP is to be submitted to Reconciliation Australia for a final review before it can be published. The RAP will be reviewed to ensure the document contains the endorsed content and the RAP logo is displayed correctly.

   Once the RAP has been formally endorsed by Reconciliation Australia, the content should not be altered throughout the duration of the RAP, unless approved by Reconciliation Australia.

Important NOTE:
The RAP program is a unique and highly valued service of Reconciliation Australia. Reconciliation Australia has worked extensively with its partners to develop and build the RAP program. To maintain the integrity of our programs, the Reconciliation Australia logo is Trade Marked through IP Australia. We are proud to share our Trade Marked logo with organisations that have worked with us to develop a RAP that meets our requirements and quality assurance processes. Organisations that choose not to be a part of the RAP program should not use the words 'Reconciliation Action Plan', 'RAP', or the Reconciliation Australia Logo on websites or documents, as to publicly 'pass off' as being part of the program.

[Organisation Name]
Innovate Reconciliation Action Plan *[month, 20__] – [month, 20__]*

Our vision for reconciliation *State your organisation's vision for reconciliation and how it relates to your business.*
Our business *Address the following questions using paragraphs:* • *What is your core business?* • *How many people does your organisation employ?* • *How many Aboriginal and Torres Strait Islander staff does your organisation currently employ?* • *What is your organisation's geographic reach (is your organisation state-focused or national)?* • *How many office locations does you organisation have?*
Our RAP *Address the following questions using paragraphs:* • *Why is your organisation developing a RAP?* • *Who champions your RAP internally?* • *Who internally and externally is involved in your RAP Working Group (Job titles)?* • *Who from the Aboriginal and Torres Strait Islander community is part of your RAP Working Group?* • *Optional: Does your organisation have an external Aboriginal and Torres Strait Islander Advisory Group?* *If your organisation has progressed through a previous RAP, also include:* • *An outline of your reconciliation journey since developing your first RAP, including a summary of the key learnings or most significant changes.* • *Optional: Provide case studies or staff profiles which reflect the positive progress your organisation has made.*

Relationships			
[Tell us why building strong relationships between Aboriginal and Torres Strait Islander peoples and other Australians is important to your organisation and its core business activities—themes include connecting people, sharing experiences, governance, communication, engagement and partnerships.]			
Focus area: *Optional: What key strategic direction of your business does Relationships align to?*			
Action	**Deliverable**	**Timeline**	**Responsibility**
1. RAP Working Group (RWG) actively monitors RAP development and implementation of actions, tracking progress and reporting	Required: • RWG oversees the development, endorsement and launch of the RAP. • Ensure Aboriginal and Torres Strait Islander peoples are represented on the RWG. • Meet at least twice per year to monitor and report on RAP implementation. • Establish Terms of Reference for the RWG. *Optional:* • *Develop and distribute an expression of interest to join the RWG to key Aboriginal and Torres Strait Islander peoples within our sphere of influence.* • *Establish an external Aboriginal and Torres Strait Islander Advisory Group to provide cultural advice and guidance.*	[month, year]	[job title]
2. Celebrate and participate in National Reconciliation Week (NRW) by providing opportunities to build and maintain relationships between Aboriginal and Torres Strait Islander peoples and other Australians	Required: • Organise at least one internal event for NRW each year. • Register all NRW events via Reconciliation Australia's NRW website. • Support an external NRW event. • Ensure our RAP Working Group participates in an external event to recognise and celebrate NRW. *Optional:* • *Extend an invitation to Aboriginal and Torres Strait Islander peoples to share their reconciliation experiences or stories.* • *Encourage staff to participate in external events to recognise and celebrate NRW.*	27 May- 3 June,	

	• *Host NRW events across the areas in which you operate.* • *Download Reconciliation Australia's NRW resources and circulate to staff.*		
3. Develop and maintain mutually beneficial relationships with Aboriginal and Torres Strait Islander peoples, communities and organisations to support positive outcomes	Required: • Develop and implement an engagement plan to work with our Aboriginal and Torres Strait Islander stakeholders. • Meet with local Aboriginal and Torres Strait Islander organisations to develop guiding principles for future engagement. *Optional:* • *Develop joint ventures, partnerships, pro bono support or secondment and community capacity opportunities.*		
4. Raise internal and external awareness of our RAP to promote reconciliation across our business and sector	Required: • Develop and implement a strategy to communicate our RAP to all internal and external stakeholders. • Promote reconciliation through ongoing active engagement with all stakeholders.		
5. Include other unique relationships actions and targets related to your core business and vision for reconciliation.	*Suggestions:* • *Explore opportunities to support the Recognise campaign.* • *Support Reconciliation Australia and your state/territory based reconciliation council.*		

Respect			
[Tell us why respect for Aboriginal and Torres Strait Islander peoples, cultures, lands, waters, histories and rights are important to your organisation and its core business activities—themes include pride in cultures and histories, understanding, appreciation, acknowledgment, learning, success and celebration.]			
Focus area: *Optional: What key strategic direction of your business does Respect align to?*			
Action	**Deliverable**	**Timeline**	**Responsibility**
6. Engage employees in continuous cultural learning opportunities to increase understanding and appreciation of Aboriginal and Torres Strait Islander cultures, histories and achievements	Required: • Develop and implement an Aboriginal and Torres Strait Islander cultural awareness training strategy for our staff which defines cultural learning needs of employees in all areas of our business and considers various ways cultural learning can be provided (online, face to face workshops or cultural immersion). • Investigate opportunities to work with local Traditional Owners and/or Aboriginal and Torres Strait Islander consultants to develop cultural awareness training. • Provide opportunities for RWG members, RAP champions, HR managers and other key leadership staff to participate in cultural training. *Optional:* • *Identify cultural learning requirements specific to our staff's training need.* • *Promote the Reconciliation Australia's Share Our Pride online tool to all staff.* • *Investigate local cultural experiences and immersion opportunities.*		
7. Engage employees in understanding the significance of Aboriginal and Torres Strait Islander cultural protocols, such as Welcome to Country and Acknowledgement of Country, to ensure there is a shared meaning	Required: • Develop, implement and communicate a cultural protocol document for Welcome to Country and Acknowledgement of Country. • Develop a list of key contacts for organising a Welcome to Country and maintaining respectful partnerships. • Invite a Traditional Owner to provide a Welcome to Country at significant events, including [insert at least one event].		

	• Include an Acknowledgement of Country at the commencement of all important internal and external meetings. • Encourage staff to include an Acknowledgement of Country at the commencement of all meetings. Optional: • *Invite Traditional Owners into our office to explain the significance of Welcome to Country and Acknowledgement of Country.* • *Organise and display an Acknowledgment of Country plaque in our office/s or on our office building.*		
8. Provide opportunities for Aboriginal and Torres Strait Islander staff to engage with their culture and communities by celebrating NAIDOC Week	Required: • Review HR policies and procedures to ensure there are no barriers to staff participating in NAIDOC Week. • Provide opportunities for all Aboriginal and Torres Strait Islander staff to participate with their cultures and communities during NAIDOC Week. *Optional:* • *Provide opportunities for all staff to participate in NAIDOC Week activities.* • *Consult with Aboriginal and Torres Strait Islander peoples to hold an internal or external NAIDOC Week event.* • *Support an external NAIDOC Week community event.* • *Contact our local NAIDOC Week Committee to discover events in our community.*	First week in July	
9. *Include other unique actions related to your core business and vision for reconciliation.*	*Suggestions:* • *Celebrate and recognise Aboriginal and Torres Strait Islander dates of significance.*		

Opportunities			
[Tell us why opportunities for Aboriginal and Torres Strait Islander peoples, organisations and communities are important to your organisation and its core business activities—themes include employment, procurement, professional development, retention, enabling access to systems and processes.]			
Focus area: *Optional: What key strategic direction of your business does Opportunities align to?*			
Action	**Deliverable**	**Timeline**	**Responsibility**
10. Investigate opportunities to improve and increase Aboriginal and Torres Strait Islander employment outcomes within our workplace	Required: • Collect information on our current Aboriginal and Torres Strait Islander staff to inform future employment opportunities. • Develop and implement an Aboriginal and Torres Strait Islander Employment and Retention strategy. • Engage with existing Aboriginal and Torres Strait Islander staff to consult on employment strategies, including professional development. • Advertise all vacancies in Aboriginal and Torres Strait Islander media. • Review HR and recruitment procedures and policies to ensure there are no barriers to Aboriginal and Torres Strait Islander employees and future applicants participating in our workplace. *Optional:* • *Develop an Aboriginal and Torres Strait Islander professional development strategy.* • *Include Aboriginal and/or Torres Strait Islander representation on recruitment and selection panels.* • *Include in all job advertisements, 'Aboriginal and Torres Strait Islander people are encouraged to apply.'* • *Engage with external Aboriginal and Torres Strait Islander peoples and/or consultants to advise on recruitment, employment and retention strategies, including professional development.* • *Develop and implement Aboriginal and Torres Strait Islander employment pathways (e.g. traineeships or internships).*		

11. Investigate opportunities to incorporate Aboriginal and Torres Strait Islander supplier diversity within our organisation	Required: • Review and update procurement policies and procedures to ensure there are no barriers for procuring goods and services from Aboriginal and Torres Strait Islander businesses. • Develop and communicate to staff a list of Aboriginal and Torres Strait Islander businesses that can be used to procure goods and services. • Develop at least one commercial relationship with an Aboriginal and/or Torres Strait Islander owned business. • Investigate Supply Nation membership. *Optional:* • *Develop and pilot an Aboriginal and Torres Strait Islander procurement strategy.* • *Investigate opportunities to partner with your local Indigenous Chamber of Commerce.*		
12. *Include other unique opportunities actions related to your core business and vision for reconciliation.*	*Suggestions:* • *Recruit an Aboriginal and Torres Strait Islander RAP Manager* • *Recruit an Aboriginal and Torres Strait Islander HR advisor* • *Develop an Aboriginal and Torres Strait Islander professional mentoring network.* • *Develop a cultural mentoring network for existing staff and managers.* • *Investigate opportunities to increase pro bono activities.* • *Support scholarships for Aboriginal and Torres Strait Islander students.* • *Support Aboriginal and Torres Strait Islander leadership.*		

Governance, tracking progress and reporting			
Action	**Deliverable**	**Timeline**	**Responsibility**
13. Report RAP achievements, challenges and learnings to Reconciliation Australia	Required: • Complete and submit the RAP Impact Measurement Questionnaire to Reconciliation Australia annually. • Investigate participating in the RAP Barometer. *Optional:* • *Develop and implement systems and capability needs to track, measure and report on RAP activities.*	30 September, [Biennially]	
14. Report RAP achievements, challenges and learnings internally and externally	Required: • Publically report our RAP achievements, challenges and learnings.		
15. Review, refresh and update RAP	Required: • Liaise with Reconciliation Australia to develop a new RAP based on learnings, challenges and achievements. • Send draft RAP to Reconciliation Australia for review and feedback. • Submit draft RAP to Reconciliation Australia for formal endorsement.	[six months prior to RAP expiry date]	
16. Include other actions related to tracking progress and reporting.			

Contact details *Include contact details (job title, phone and email) for public enquiries about your RAP*
Name:
Position:
Phone:
Email:

BROKEN HILL
CITY COUNCIL

WORKING GROUP FOR DEVELOPMENT OF A RECONCILIATION ACTION PLAN – TERMS OF REFERNCE

QUALITY CONTROL			
TRIM REFERENCES	D18/56614		
RESPONSIBLE POSITION	Director Corporate		
APPROVED BY	Council		
REVIEW DATE		REVISION NUMBER	1
EFFECTIVE DATE	ACTION	MINUTE NUMBER	

1. Purpose

The purpose of the Broken Hill City Council Reconciliation Action Plan Working Group (RAP) is to oversee the development, endorsement and implementation of the RAP.

The RAP will be developed within the context of Broken Hill City Council's core business and in line with existing strategic, corporate and business plans.

The RAP Working Group will:

- Meet regularly to monitor RAP progress and implementation
- Ensure where necessary that responsibilities are delegated appropriately
- Receive internal and external feedback about the RAP
- Record the challenges, achievements and learnings resulting from the implementation of RAP actions
- Facilitate consultation as determined by the RAP Working Group.

2. Term

The BHCC RAP Working Group will operate from the date of formation of the full Working Group to 2021, which is the duration of the Broken Hill City Council Innovate RAP.

3. Membership

The RAP Working Group will comprise up to twelve representatives; three Councillor representatives, one senior Council staff member, five members of the Aboriginal and Torres Strait Islander community local network and three external stakeholders/service providers, who have a significant role in supporting the local Aboriginal and Torres Strait Islander community. An additional Council officer will be in attendance to provide consistent administrative support.

Nominations will be called for by public notice in local media and by information letter/email to relevant local groups and agencies.

New members will be invited to join as required to ensure the working group has continuity.

4. Roles and Responsibilities

4.1 Chair

The Chairperson is responsible for presiding at the meeting.

The Chairperson is a Councillor Representative and will be the Mayor or a Councillor alternate.

4.2 Meetings

Meetings will be held on as required basis while the RAP is being developed and twice yearly once launched.

Decisions made at meetings will only be valid if there is Aboriginal and Torres Strait Islander representation at the meeting or input provided into the decision prior to the meeting.

A quorum will require attendance of a minimum of one Council representative and four other members.

4.3 Administrative Support

Council will provide administrative support and venue arrangements to support the group. The Administrative Officer will arrange the notice of meetings, agenda preparation and minute distribution.

4.4 Media

Council media will be managed by the BHCC Manager of Communications

4.5 Reports

Reports will be made twice yearly to Council.

Working Group members will report back to their individual networks.

The RAP working group will report progress to Reconciliation Australia annually after implementation in the RAP Impact measurement Questionnaire

The RAP working group will report RAP progress in the Council Annual Report.

5. Terms of Reference Amendment

The Work Group may make recommendations to Council of amendment, variation or modification of the Terms of Reference of this document.

6. Protocols

The roles and responsibilities of the Council:

- To chair the group
- To support the active engagement of all members
- Facilitate a collaborative meeting format
- To support Committee members to fully engage in the issues on the table by providing information in a timely and accessible manner.

The roles and responsibilities of committee members:

- To bring personal, professional knowledge and broad community experience to the table.

7. Terms of Reference Review

The terms of reference will be reviewed every two years in line with the RAP process.

ORDINARY MEETING OF THE COUNCIL

October 17, 2018

ITEM 6

BROKEN HILL CITY COUNCIL REPORT NO. 193/18

SUBJECT: ADOPTION OF DRAFT LIVING DESERT PLAN OF MANAGEMENT 11/141

Recommendation

1. That Broken Hill City Council Report No. 193/18 dated October 17, 2018, be received.
2. That Council adopts the Living Desert Plan of Management.

Executive Summary:

The Living Desert Reserve (LDR) is classified as a Crown Land Reserve (Reserve number 230092). The 2400 ha reserve is located 12 km from the city of Broken Hill. To actively manage the reserve and therefore meet the purpose of the LDR, a Plan of Management (PoM) has been developed under the provisions of the *Crown Lands Management Act 2016* (NSW).

The PoM has been developed to reflect the values and aspirations of the community for the LDR and the environmental and cultural significance of the site. These aspects were established through consultation with LDR staff and volunteers and desktop and field research undertaken by qualified ecologists.

In creating a management framework to enhance and preserve the environmental and cultural values of the LDR, the PoM ensures that activities undertaken as part of the plan conform to NSW and Commonwealth legislative requirements.

The PoM was released for public exhibition period during the month of September with nil comments returning to Council for consideration.

Report:

As per Council Report Number 127/18 – DRAFT LIVING DESERT PLAN OF MANAGEMENT FOR PUBLIC EXHIBITION, the draft identifies the requirement for further community engagement, particularly with the Aboriginal community and members of the public not represented by LDR staff and volunteers by means of **public exhibition**. The results of the public exhibition will be used to update the PoM before finalising the document that can be adopted and used by Broken Hill Council to manage the LDR effectively.

Council released the Draft PoM for public exhibition with nil comments submitted to Council for consideration. Council may now proceed to adopt the Plan of Management for the Living Desert.

Strategic Direction:

Key Direction:	Our Economy
Objective:	Our economy is strong and diversified and attracts people to work, live and invest

Function:	Economic Development
DP Action:	Develop and implement Business Plans for key Council owned assets to assure their economic viability and business focus

Relevant Legislation:

Crown Lands Management Act 2016

The objects of the *Crown Lands Management Act 2016* (NSW) are:

a) to provide for the ownership, use and management of the Crown land of New South Wales;

b) to provide clarity concerning the law applicable to Crown land;

c) to require environmental, social, cultural heritage and economic considerations to be taken into account in decision-making about Crown land;

d) to provide for the consistent, efficient, fair and transparent management of Crown land for the benefit of the people of New South Wales;

e) to facilitate the use of Crown land by the Aboriginal people of New South Wales because of the spiritual, social, cultural and economic importance of land to Aboriginal people and, where appropriate, to enable the co-management of dedicated or reserved Crown land; and

f) to provide for the management of Crown land having regard to the principles of Crown land management.

Division 3.6 of the Act relates to PoM, in particular community engagement, approval of a PoM by the Minister and publications of PoM.

Local Government Act 1993

Under section 355 of the *Local Government Act 1993* (NSW), Council has constituted the Friends of the Flora and Fauna of the Barrier Ranges to manage the Living Desert Reserve.

Biodiversity Conservation Act 2016
This Act lists the threatened species, population and communities of New South Wales and provides penalties for the offence of harming these entities.

Biosecurity Act 2015

The *Biosecurity Act 2015* imposes a general biosecurity duty to ensure that, so far as is reasonably practicable, any biosecurity risk is prevented, eliminated or minimised.

Sections 3.3.4 and 4.2.1 of the PoM address plants listed by the Act as Priority Weeds and suggest management actions to ensure compliance with a general biosecurity duty.

Heritage Act 1977

This Act details the statutory requirements for protecting historic buildings and places and includes any place, building, work, relic, movable object, which may be of historic, scientific, cultural, social, archaeological, natural or aesthetic value.

Under Section 60 of the Act, applications to the Heritage Council must be made to carryout work on items listed on the State Heritage Register.

National Parks and Wildlife Act 1974

The *National Parks and Wildlife Act 1974* legislates the protection of Aboriginal objects (sites, objects and cultural material) and Aboriginal places (special significance for Aboriginal culture).

It is an offence under the Act to harm or desecrate an Aboriginal object or Aboriginal place, whether knowingly or unknowingly unless operating under an Aboriginal Heritage Impact Permit, due diligence or low impact activity procedure.

Environment Protection and Biodiversity Conservation Act 1999

Nine matters of national environmental significance are protected under the Act. The following matters apply to the LDR:

- National heritage places
- Listed threatened species and ecological communities

Listed migratory species

Financial Implications:

Nil

Attachments

There are no attachments for this report.

ANTHONY MISAGH
CHIEF OPERATIONS OFFICER

RAZIJA NU'MAN
ACTING GENERAL MANAGER

ORDINARY MEETING OF THE COUNCIL

October 30, 2018

ITEM 7

BROKEN HILL CITY COUNCIL REPORT NO. 194/18

SUBJECT: NOTIFICATION OF APPOINTMENT OF NATIVE TITLE MANAGER UNDER THE CROWN LAND MANAGEMENT ACT 2016 18/144

Recommendation

1. That Broken Hill City Council Report No. 194/18 dated October 30, 2018, be received.
2. That Council nominate Francois Van Der Berg (Manager Operations Planning Development and Compliance) as Council's Native Title Manager under the *Crown Land Management Act 2016.*
3. That give notice to the Minister for Lands and Forestry of the name and contact details of Council's appointed Native Title Manager, as required under Section 8.8 of the *Crown Lands Management Act 2016*.

Executive Summary:

Council is required under the new *Crown Land Management Act 2016* to appoint a Native Title Manager who has undertaken the required training. Council is required to give notice to the Minister for Lands and Forestry of the details of the appointed Native Title Manager, being Council's Manager Operations Planning Development and Compliance, Francois Van Der Berg. As the giving of notice to the Minister is a non-delegable function under Section 377(1)(s) of the Local Government Act 1993, a Council resolution is required for this purpose.

Report:

The new *Crown Land Management Act 2016* ('the Act') commenced 1 July 2018. The Act transfers responsibility for Crown Reserves to local councils, as appointed Council Crown Land Managers. In addition to the reserve management obligations, the new Act results in the transfer of Native Title management obligations to local councils, to ensure that dealings on Crown Land are compliant under the *Native Title Act 1993.* Each NSW council is required to appoint a qualified Native Title Manager who has undertaken the required training.

Council's Manager Operations Planning Development and Compliance, Francois Van Der Berg, completed the required one day of Native Title Manager training on 21 May 2018, facilitated by the NSW Department of Industry (Crown Lands) and the Crown Solicitor's Office. Whilst legal advice will be sought when applicable to ensure compliance with the *Native Title Act 1993*, due to Native Title being a complex area of law, the completion of this training by a staff member of Council has fulfilled Council's obligations under the new Act.

Under Section 8.8 of the Act, Council is required to give notice to the Minister for Lands and Forestry of the name and contact details of Council's appointed Native Title Manager. As

the giving of notice to the Minister is a non-delegable function under Section 337(1)(s) of the Local Government Act 1993, a Council resolution is required for this purpose.

Strategic Direction:

Key Direction:	Our Community
Objective:	1.4 Our built environment supports our quality of life
Function:	Open Spaces
DP Action:	1.4 1.07 – Provide accessible parks and open spaces

Relevant Legislation:

Crown Land Management Act 2016
Native Title Act 1993
Local Government Act 1993

Financial Implications:

Nil.

Attachments

There are no attachments for this report.

ANTHONY MISAGH
CHIEF OPERATIONS OFFICER

RAZIJA NU'MAN
ACTING GENERAL MANAGER

ORDINARY MEETING OF THE COUNCIL

November 14, 2018

ITEM 8

BROKEN HILL CITY COUNCIL REPORT NO. 195/18

SUBJECT: DEVELOPMENT APPLICATION TO OPERATE AN ANIMAL POUND FACILITY 11/467

Recommendation

1. That Broken Hill City Council Report No. 195/18 dated November 14, 2018, be received.

2. That consent be granted for Development Application 110/2018 for an animal pound facility at Lot 12 DP 1232493, No. 86 Airport Road, Broken Hill subject to the following conditions:

1. This consent relates to an Animal Pound Facility at Part Lot 12 DP 1232493, No. 86 Airport Road, Broken Hill, comprising:

- Re-use of an existing single story brick workshop to accommodate 20 dog cages, a cattery and veterinary room, a kitchen, toilet and storage area,
- A ranger's office in a single story transportable building,
- A carport to provide parking for up to 4 vehicles,
- Additional unenclosed car parking for 4 vehicles, and
- Two dog exercise yards.

And as described and shown on the following documents submitted with the development application that are stamped as approved:

- Statement of Environmental Effects prepared by Broken Hill City Council,
- Drawing No. 142018 A1 Site Plan by P. Oldsen, 19 August 2018,
- Drawing No. 212018 A1 Elevations by P. Oldsen, 11 November 2018,
- Drawing No. 212018 A2 Floor Plan by P. Oldsen, 11 November 2018, and
- Environmental Noise Assessment prepared by Sonus dated August 2018.

Notes:

Any alteration to the plans and/or documentation shall be submitted for the approval of Council. Such alterations may require the lodgement of an application to amend the consent under section 4.55 of the Environmental Planning and Assessment Act 1979, or a fresh development application. No works, other than those approved under this consent, shall be carried out without the prior approval of Council.

CONDITIONS THAT MUST BE COMPLIED WITH BEFORE WORK CAN COMMENCE

2. Notice of Commencement

Notice must be given to Council at least two (2) days prior to the commencement of building work.

3. Principal Certifying Authority/Construction Certificate

The following must be undertaken before any building works can commence:

(a) A Principal Certifying Authority (PCA) must be appointed; and

(b) A Construction Certificate must be obtained from either Council or an accredited certifier.

4. Existing services and damage to public assets

Prior to the commencement of any work(s) associated with this development:

(a) The developer or his agent shall undertake a site inspection of the adjacent kerbs, gutters, carriageway, reserves and the like and document evidence of any damage to existing assets. Failure to identify existing damage will result in all damage detected after completion of the building work being repaired at the applicant's expense. Any damage to the adjacent kerb, gutter, footpath/road reserve area, carriageway and the like that occurs during development works shall be repaired by the applicant; and

(b) The developer or his agent must check that the proposed works are not affected by any Council, energy utility, telecommunications, gas service or other services. Any required alterations to services will be at the developer's expense.

5. Supervision of works

Prior to the commencement of any works, Council shall be advised in writing of the name of the person/company nominated to be responsible for construction works including erosion and sediment control measures.

6. Sign – Supervisor Contact Details

The person/company responsible for the construction of site works must erect a sign at the site in a visible position with that person/company's name, license number, site address and contact number, and the name of the Principal Certifying Authority, accreditation number and telephone number, where the Principal Certifying Authority is not the Council.

7. Protection of existing vegetation

No vegetation is to be removed from Lot 12 DP 1232493 or adjoining land at any time other than is necessary to construct and operate the animal pound facility and ancillary

works within the site area shown on the approved stamped drawings, to provide access to the facility and as a 10 metre defendable space surrounding the pound building in the event of bushfire. All other existing trees/vegetation that are within 6 metres of any works on the subject site, are to be marked with temporary barrier fencing external to the base of the tree. This must be inspected and approved by the Principal Certifying Authority.

CONDITIONS THAT MUST BE COMPLIED WITH BEFORE A CONSTRUCTION CERTIFICATE CAN BE ISSUED

8. Erosion and Sediment Control Plan

An Erosion and Sediment Control Plan and accompanying specifications for the construction phase of the works based on the Landcom manual "Soils and Construction, Managing Urban Stormwater, Vol 1 4th Edition, March 2004", shall be lodged for approval with the application for a Construction Certificate. All controls must be implemented, inspected and approved prior to the commencement of any site works.

9. Stormwater and wastewater management

The stormwater and wastewater management system is to be designed to comply with the Trade Waste requirements of Essential Water. Details are to be submitted with the application for a Construction Certificate.

10. Waste Minimisation and Management

A Waste Management Plan must be prepared that complies with the NSW DECC Environmental Guidelines: Classification and Management of Liquid and Non-liquid Wastes and lodged for approval with the application for a Construction Certificate. A copy of the approved plan shall be lodged with Council prior to the issue of the Construction Certificate.

11. Driveway access and car parking

A plan that shows driveway entrances to the site of the animal pound facility and sealed car parking that is in accordance with Council's engineering specifications shall be lodged with Council prior to the issue of the Construction Certificate. A parking space for persons with disabilities is to be included within the public parking area in accordance with the Disability (Access to Premises - Buildings) Standard 2010.

CONDITIONS RELATING TO THE APPROVED WORK AND SITE MANAGEMENT

12 Soil and Water Management

All site works shall be undertaken in accordance with the Erosion and Sediment Control Plan and measures must be taken to ensure erosion and subsequent sediment movement off-site does not occur.

13. Waste Management

All waste must be contained within the site during construction and then be recycled in accordance with the approved Waste Management Plan or removed to an authorised waste disposal facility. No waste shall be placed in any location or in any manner that would allow it to fall, descend, blow, wash, percolate or otherwise escape from the site.

14. Construction hours/storage

To limit the impact of the development on adjoining properties, the following must be complied with:

(a) All construction work shall be restricted to the hours of 7:00am to 5:00pm Monday to Friday and 8:00am to 1:00pm Saturdays. No construction work shall take place on Sundays or Public Holidays,

(b) The storing of construction equipment/materials, soil, spoil, or rubbish external to Lot 12 DP 1232493 is prohibited other than on the adjoining road reserve, and

(c) The parking of machinery or vehicles shall only be on Lot 12 DP 1232493 in the immediate vicinity of the works area or on the adjoining road reserve.

15. Building Code of Australia

All building work must be carried out in accordance with the requirements of the Building Code of Australia.

CONDITIONS THAT MUST BE COMPLIED WITH BEFORE AN OCCUPATION CERTIFICATE CAN BE ISSUED

16. Occupation Certificate

An Occupation Certificate must be issued by the Principal Certifying Authority (PCA) before the building is used or occupied. If Council is the appointed PCA for this project, a minimum of twenty four (24) hours' notice must be given to Council to make an inspection of the work.

CONDITIONS THAT RELATE TO ONGOING MANAGEMENT OF THE PROPOSED DEVELOPMENT

17. Site Management and Maintenance

The proprietor shall at all times be responsible for on-going site management and maintenance in accordance with the following:

(a) The use of the approved development must not:

(i) cause transmission of vibration to any place of different occupancy,

(ii) cause 'Offensive Noise' as defined in the Protection of the Environment Operations Act 1997, or

(iii) Impact upon the amenity of any adjoining property or tenancy by reason of the emission of noise, dust, fumes, odour, vibration, electrical interference or otherwise.

(b) Council must ensure that the facility is well maintained in consideration of the visual amenity of the area.

18. Ongoing operations

The ongoing care and management of animals kept within the facility should have regard to the standards set out in the NSW Animal Welfare Code of Practice No 5 – Dogs and Cats in animal boarding establishments.

19. Signage

Signage is to comprise a business identification sign, a warning sign citing penalties for abandonment of animals at the facility, and directional signs on Airport Road. All signage is to comply with the provisions of Broken Hill Development Control Plan 2016.

20. Surveillance

A CCTV monitoring and alarm system is to be installed that enables surveillance of the external perimeter of the facility.

21. Fencing and security

Fencing is to comprise a 1.8 metre high solid Colorbond metal fence to enclose all structures with internal 1.8 metre high chainmesh fencing to enclose the dog exercise areas. Other external areas are to remain unenclosed to retain the amenity of the immediate area.

22. Bushfire protection

The location of the animal pound is mapped as being category 3 bushfire prone land. A cleared defendable space of 10 metres surrounding the pound building is to be maintained at all times.

REASONS FOR CONDITIONS

Conditions of consent have been imposed to ensure that:

1. The proposed development achieves the objects of the Environmental Planning and Assessment Act 1979 and complies with the provisions of relevant environmental planning instruments

2. The relevant public authorities have been consulted and their requirements met or arrangements made for the provision of services to the satisfaction of those authorities

3. The protection of the amenity and character of land adjoining and in the locality of the proposed development

4. Any potential adverse environmental, social or economic impacts of the proposed development are minimised or mitigated

5. All traffic, car parking and access requirements arising from the development are addressed

6. The development does not conflict with the public interest

Executive Summary:

The proposed development comprises an animal pound facility with associated and ancillary infrastructure at Lot 12 DP 1232493, No. 86 Airport Road, Broken Hill. The immediate area of the site at which the facility is proposed is zoned *SP1 Air Transport Facility, Light Industry, Tourist and Visitor Accommodation, Transport Depot*.

An animal pound is permitted with consent on Lot 12 by way of an entry in *Schedule 1 Additional permitted uses* of *Broken Hill Local Environmental Plan 2013*. The entry in Schedule 1 refers to Lot 1 DP 1162606 Airport Road. This lot has been subdivided to create Lots 11 and 12 DP 1232493 to enable the sale of land (Lot 11) to the Royal Flying Doctor Service.

Lot 12 remains in public ownership under the management of Broken Hill City Council. The land is shown on the *Additional Permitted Uses Map – Sheet APU_006* of *Broken Hill LEP 2013* and remains subject to Schedule 1. It is recommended that Council amend the entry in Schedule 1 to update the property description during the next review of *Broken Hill LEP 2013* or as part of a series of general amendments to the planning scheme, whichever occurs first.

The site is considered suitable for the development of an animal pound facility. Essential services can be provided subject to compliance with technical requirements for disposal of animal effluent and washdown. Noise emissions to surrounding development would be mitigated by topography and distance from neighbouring development and subject to recommended sound proofing measures.

The DA has been exhibited for public comment and the contents of submissions have been addressed. It is considered that the relocation of the animal pound facility from its current location in zone R1 General Residential to a site that is remote from urban settlement is in the public interest.

It is recommended that DA 110/2018 be approved subject to conditions.

Report:

Preamble

Broken Hill City Council is the applicant for the proposed development and is also the land owner. In the interests of probity, Council engaged Allen Grimwood, director of Zenith Town Planning Pty Ltd, to assess the development application and prepare this report. Allen has qualifications in geography and town planning and has over twenty years of experience in development assessment.

An inspection of the general area including the site of the proposed development was carried out in February 2017. All relevant documentation associated with DA110/2018 has been supplied and reviewed to support this assessment.

Proposed development

On 8 August 2018, a development application (DA 110/2018) was lodged by Broken Hill City Council with Council as the applicant. The following documents were lodged with the DA:

- Statement of Environmental Effects prepared by Broken Hill City Council,
- Drawing titled *Overview of entire area* undated,
- Drawing titled *Proposed layout of new pound*, undated,
- Drawing titled *Plan of main building layout* undated,
- Drawing titled *Proposed layout of new pound* and showing proposed sewer line and connection pit, undated,
- Drawing titled *Site layout*, undated,
- Environmental Noise Assessment prepared by Sonus dated August 2018.

In recognition that exhibited drawings lacked the detail to adequately carry out an assessment of the application, fully dimensioned and scaled drawings were requested during the assessment and have been received. These drawings enable confirmation of site area, building footprints, car parking layout and boundary setbacks. It is recommended that the drawings listed below be stamped as approved plans should Council determine to grant consent to the application.

- Drawing No. 142018 A1 Site Plan by P. Oldsen, 19 August 2018,
- Drawing No. 212018 A1 Elevations by P. Oldsen, 11 November 2018,
- Drawing No. 212018 A2 Floor Plan by P. Oldsen, 11 November 2018,

The proposal is for an animal pound facility to be constructed on part of Lot 12 DP 1232493 86 Airport Road, Broken Hill. The specific components of the facility are:

- Re-use of an existing single-story brick workshop to accommodate 20 dog cages, a cattery and veterinary room, a kitchen, toilet and storage area
- A ranger's office in a single-story transportable building,
- A carport to provide parking for up to 4 vehicles,
- Additional unenclosed car parking for 4 vehicles, and
- Two dog exercise yards.

Drawings indicate that the existing building to be converted to the pound is approximately 186 square metres in area. The proposed transportable building is to be about 70 square metres in area depending upon the standard dimensions of available units. The car port is also to be approximately 72 square metres with a height of 2.4 metres. An existing 40 square metre shed on the site is available to accommodate additional parking or storage if necessary. Dog exercise yards are to be 28 square metres and 14 square metres in area and will be located to the north of the pound building.

The entry to the office building is to be from the public car parking area to the south that gains access via a 6 metre wide driveway off the main carriageway through the airport complex. The enclosed pound is setback over 31 metres at the nearest point to that road.

Secondary access is proposed off a road that runs north to the car port and pound. The enclosed pound is setback approximately 19 metres from that road. Both roads are sealed.

Existing vegetation on the site is to be retained where possible. Vegetation will only be removed where necessary to construct the car parking area and for bushfire protection. A solid 1.8 metre high Colorbond fence is proposed around the structures within the facility with chain mesh fence separating internal indoor and outdoor areas. Sliding gates are to prevent out of hours access at the two vehicle entries. Areas external to the fencing are to be maintained with native vegetation to assist to retain the visual amenity of the immediate area.

It is proposed that an existing access track be used for vehicles associated with construction to avoid an increase in heavy vehicles traveling past the airport terminal. Access to the facility when it becomes operational is proposed to be via Airport Road. Road traffic signage will be erected in appropriate areas to direct the public to the new facility.

Waste generated during construction would be sorted into recyclables and non-recyclable materials and deposited at Council's waste facility at Wills Street. The types of general waste generated in connection with an animal pound include paper/card board, plastic packaging and office waste. Once operational, general waste would be collected on a weekly basis and deposited at a Council waste management facility.

A 1,750 litre trade waste arrestor is shown on plans adjacent the southern façade of the building. Council has not yet consulted with Essential Water regarding the disposal of waste such as animal faeces and urine. The design specifications for the drainage system will need to address all technical requirements and include strainers acting as solid waste arrestors, a 1,000 litre holding tank and silt arrestors.

The site

The site is described as Part Lot 12 DP 1232493, No. 86 Airport Road, Broken Hill. It is located south of the commercial centre of Broken Hill within property that is currently occupied by Broken Hill Airport including the terminal building, the Royal Flying Doctor's Services' offices and hangar, and light industrial uses. The area that is proposed to be used for the animal pound covers approximately 1,960 square metres towards the north-western corner of Lot 12 which in total is approximately 251.4 hectares. The location of the proposed pound is mapped as being bushfire prone category 3.

Existing development in the immediate vicinity of the proposed animal pound comprises the office of the Airport Reporting Officer, a disused Satellite Ground Station and the facilities of the Royal Flying Doctors Service. Lots 2 to 5 DP 116206 and Lot 11 DP 1232493 have separate titles and are situated within the boundaries of Lot 12. These are occupied by a satellite transmitter and ground station (Lots 2 and 3), the Royal Flying Doctor's Service (Lots 4 and 11), and a fuel depot (Lot 5). Surrounding land is vacant other than a sewerage treatment plant and infrastructure associated with water supply.

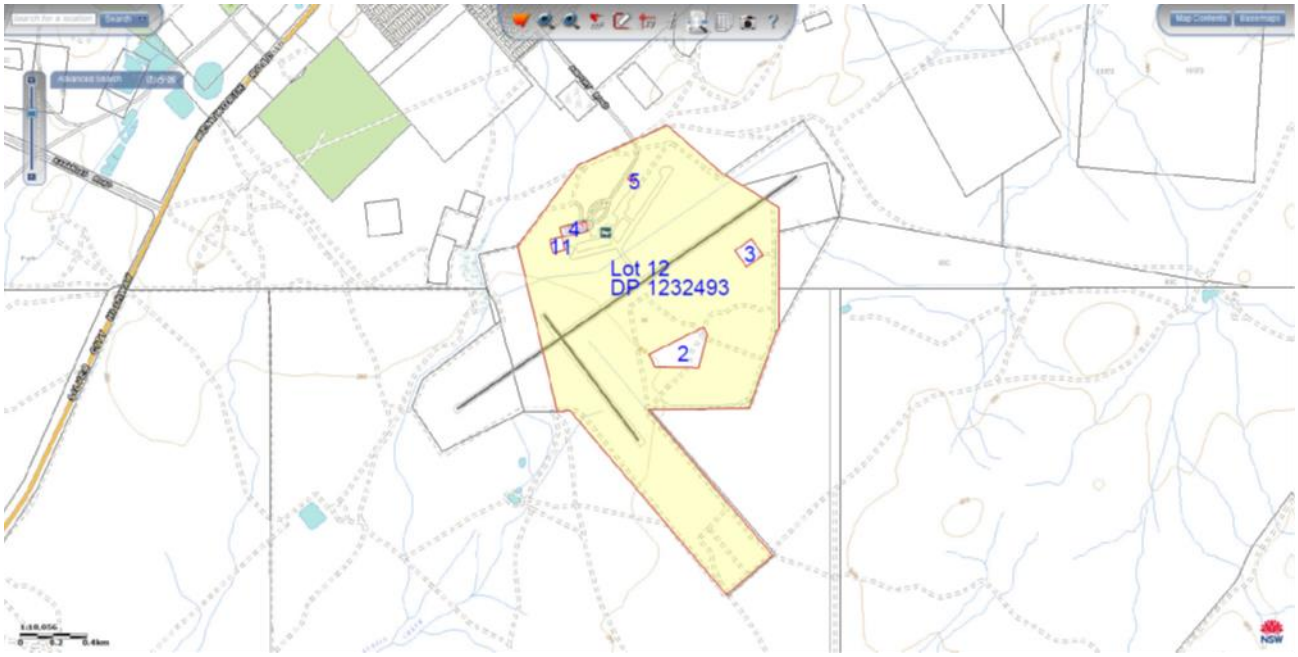

Figure 1: Cadastral map showing Lot 12 DP 1232493 shaded yellow. Source: SIX Maps

Justification for the proposed development

The current animal pound facility is located in Rakow Street and was approved in 2004. It is located in zone R1 General Residential and is set amongst urban residential development and adjacent a motel and caravan park.

There have been ongoing complaints from neighbours regarding noise emissions from the facility. The current facility also lacks proper drainage necessary for cleaning, which generates other environmental nuisances such as insects and odours. Council needs to relocate the animal pound from the current inappropriate location to a site that is considered suitable for the purpose in order to fulfil its obligation to provide such a facility whilst protecting the amenity of residents and visitors to Broken Hill.

Consideration of alternative sites

Consent was issued for the development of an animal pound facility in April 2017 on Lot 1 DP 1162606 (now Lot 12 DP 1232493) at a site immediately north-west of the current

proposed site. The approved development comprised the same facilities as now proposed but required the construction of new structures and landscaping on a vacant piece of land. Council unsuccessfully sought tenders for the construction of the facility and has therefore identified the current site which is occupied by an unused refuelling depot workshop as suitable for repurposing as an animal pound.

During consideration of the site upon which approval was granted in 2017, two alternative sites were also investigated as potential sites to accommodate the animal pound facility. These sites are:

- Lot 17 DP 39679, No. 1 Will Street – this site is owned by Council and has been used as a waste depot. It was considered unsuitable due to costs associated with the remediation of contamination, soil instability, the presence of underground services, lack of reticulated sewer and telecommunications services, and plans to develop a recycling facility on the site, and

- Lot 1 DP 1162606, Airport Road – an area adjacent the main access road to the airport terminal building. This site was considered unsuitable due to costs associated with earthworks, extra structures required to support the facility, and the visual impact particularly for visitors entering Broken Hill by air then travelling by road to the city centre.

Planning considerations

Environmental Planning and Assessment Act 1979 - Section 4.15 assessment

The development application has been lodged under Part 4 of the *Environmental Planning and Assessment Act 1979*. An assessment of the proposed development under section 4.15 of the Act is given below.

(a) the provisions of:

(i) any environmental planning instrument

State Environmental Planning Policy No 55 – Remediation of Land

Under Clause 7 of *SEPP 55*, a consent authority must not consent to the carrying out of any development on land unless it has considered whether the land is contaminated. In this regard, an initial evaluation of the subject land indicates that on that part of Lot 12 DP 1232493 nominated for development of an animal pound facility:

- The building and immediate surrounding land was used as a workshop and office and did not include the storage of fuel,
- No potentially contaminating activity has been carried out in the past;
- No records exist at Council to indicate or identify that the subject land is contaminated; and
- There are no land use restrictions relating to possible contamination affecting the land.

On this basis, it is considered that the land is not potentially contaminated and is suitable for the proposed development.

Broken Hill Local Environmental Plan 2013

The site is zoned *SP1 Air Transport Facility, Light Industry, Tourist and Visitor Accommodation, Transport Depot*, *SP2 Air Transport facility* and *IN2 Light Industrial*. The proposed animal pound is located on that part of the site zoned SP1. An animal pound is not shown on the land zoning map, however, an entry in *Schedule 1 Additional permitted of Broken Hill Local Environmental Plan 2013* permits an animal pound with consent on the subject site. The entry in Schedule 1 refers to Lot 1 DP 1162606 Airport Road. This lot has been subdivided to create Lots 11 and 12 DP 1232493 to enable the sale of land (Lot 11) to the Royal Flying Doctor Service. Lot 12 remains in public ownership under the management of Broken Hill City Council. The land is shown on the *Additional Permitted Uses Map – Sheet APU_006* of *Broken Hill LEP 2013* and remains subject to Schedule 1. An animal pound is defined in the schedule as *a building or place owned or controlled by a public authority or non-profit community organisation that is used for the keeping or caring of animals (other than for the agistment of horses), and includes any associated ancillary veterinary hospital*.

There are no development standards that set a maximum building height or a maximum floor space ratio. Clauses *4.3 Height of buildings* and *4.4 Floor space ratio* do not apply.

Clause 5.10 Heritage conservation

There are no heritage items in the vicinity of the site and it is not located within a heritage conservation area. Clause *5.10 Heritage conservation* does not apply.

6.1 Earthworks

The objective of clause 6.1 is to ensure that earthworks for which development consent is required will not have a detrimental impact on environmental functions and processes, neighbouring uses, cultural or heritage items or features of the surrounding land.

In this case, the earthworks are ancillary to development that is permitted with consent, however, Council must consider any effect on drainage patterns and soil stability in the locality of the development, and on the likely future use or redevelopment of the land and surrounding amenity; soil quality and sources of fill; the likelihood of disturbing relics; the proximity to and potential for adverse impacts on any waterway, drinking water catchment or environmentally sensitive area; and any appropriate measures proposed to avoid, minimise or mitigate the impacts of the development.

Only minor earthworks are required to construct the car parking area and driveways. It is not expected that these works would cause adverse impacts on any natural environmental features or amenity. Stormwater and wastewater management is to comply with the trade waste requirements of Essential Water.

Clause 6.2 Essential services

Under 6.2 Essential services Council must be satisfied that all essential services are adequate or available to the site. This includes water and sewerage services, power, stormwater management and vehicular access.
All utility services such as electricity, water, sewer, and telecommunications are already available. Wastewater can be disposed of by installing a new sewer line extending from the southern side of the building and connecting to an existing sewer line that runs parallel to the western boundary.

The site can be accessed via a bitumen road past the airport terminal building and a secondary road running north-south. As an alternative, the pound can also be accessed via an existing unsealed road which connects to Airport Road at the northern entry to Lot 12. This may require some upgrading to an acceptable standard by means of grading and the addition of gravel. The unsealed road may be sued as an alternative access road during

construction to avoid an increase in vehicle movements directly outside the airport terminal building.

6.3 Airspace operations

The objectives of clause 6.3 are to provide for the effective and ongoing operation of Broken Hill Airport by ensuring that such operation is not compromised by proposed development that penetrates the Limitation or Operations Surface for that airport, and to protect the community from undue risk from that operation.

If a development application is received and the proposed development will penetrate the Limitation or Operations Surface, Council must not grant development consent unless it has consulted with the relevant Commonwealth body about the application. The height of the existing building is 4.3 metres. The car port and transportable office building are single storey. The structures will not penetrate the Limitation or Operations Surface and consultation with a Commonwealth authority is not required.

(ii) any draft environmental planning instrument that is or has been placed on public exhibition and details of which have been notified to the consent authority (unless the Director-General has notified the consent authority that the making of the draft instrument has been deferred indefinitely or has not been approved)

There are no draft environmental planning instruments that are being exhibited or have been placed on public exhibition that apply to the land or the type of development being proposed.

(iii) any development control plan

Broken Hill Development Control Plan 2016

Relevant sections of *Broken Hill DCP 2016* are addressed in the table below with an indication as to whether the proposed development is compliant or otherwise. Chapters 2. Subdivision, 6. Land Contamination and 7. Tree Preservation do not apply to the proposed development. The site is not within an area known to have high lead levels, which are 0.4km north of the Line of Lode and 0.8km south of the Line of Lode.

Section	**Controls**	**The proposed development**	**Compliance**
1.4 Advertising & notification 1.4.2 Notification procedures	For the keeping of animals other than companion animals, Council will notify by letter, the owners of properties within a 200 metre radius	Three neighbouring lease holders within a 200 metre radius were notified of the development application. An advertisement was placed in local print media and a sign placed on site	Yes
3. Building 3.1 General provisions – all zones	Stormwater must not adversely affect the level of floodwaters on adjoining properties. A building floor level must be determined for the site to minimise the risk and hazard of inundation. New development must include WSUD features and minimise impervious ground surfaces and direct runoff to	The property has sufficient area of deep soil zone to cater for the absorption of any runoff generated by the new hardstand areas and transportable office building. The drainage system is to incorporate strainers to act as solid waste arrestors. A 1,000 litre holding tank and	Yes, subject to condition. Stormwater and wastewater management plans are to be designed to comply with the trade waste requirements

Section	Controls	The proposed development	Compliance
	landscaped areas, soakage trenches, or possible aquifer recharge.	silt arrestors are also proposed	of Essential Water. Details are to be submitted with the application for a construction certificate
4. Car parking 4.1 Car parking requirements	Office premises and all other commercial development are to provide car parking spaces at the rate of 1 space per 40m^2 GFA. The combined GFA of the existing building and transportable office building rooms is 206.8m^2 meaning that five spaces are required	It is proposed to provide up to 4 car parking spaces for rangers and staff beneath a car port and 4 spaces in a public parking area. A surplus of 3 parking spaces are proposed	Yes
5. Outdoor advertising 5.1 General provisions – all zones	The DCP specifies that certain types of signs are not acceptable. This includes signs affecting road safety, placed in temporary structures or items not associated with the development, portable signs, flashing signs and the like	There is no proposed signage shown on plans submitted with the DA. Signage is to comprise a business identification sign at the entry to the facility advising of the hours of opening, a sign advising of penalties that apply to the unauthorized abandonment of animals at the facility plus directional signage. A condition of consent is recommended to ensure compliance with the controls of the DCP	Yes – can be conditioned

(iiia) any planning agreement that has been entered into under section 93F, or any draft planning agreement that a developer has offered to enter into under section 93F

No planning agreement or draft planning agreement has been entered into relating to the proposed development or the land.

(iv) the regulations (to the extent that they prescribe matters for the purposes of this paragraph), that apply to the land to which the development application relates

Section 92 of the *Environmental Planning & Assessment Regulation 2000* prescribes additional matters that a consent authority must take into consideration in determining a development application. These considerations relate to development in the coastal zone, development involving demolition of a building and development the subject of a subdivision order/development plan.

Broken Hill LGA is not located in the coastal zone, no demolition of any structures is proposed and the development is not on land that is subject to a subdivision order or development plan.

(v) any coastal zone management plan (within the meaning of the Coastal Protection Act 1979), that apply to the land to which the development application relates

The site is not located within the coastal zone. There is no coastal zone management plan that applies to the subject land.

(b) the likely impacts of that development, including environmental impacts on both the natural and built environments, and social and economic impacts in the locality

There are not expected to be any adverse environmental impacts resulting from the provision of an animal pound at 86 Airport Road. There are no known threatened species, endangered ecological communities or critical habitats on the site which is currently occupied by an unused depot and workshop.

The social impacts of the proposed development are likely to be positive as the relocation from the current site in Rakow Street would remove a source of complaints from neighbouring residents regarding noise emissions and the potentially unhygienic incidence of insects and odours.

The economic impacts of a new animal pound would be positive through the generation of employment associated with construction and fit-out, and ongoing improvements to the amenity of residential and tourist accommodation in the vicinity of the site of the existing pound in Rakow Street.

An environmental noise assessment was prepared by Sonus Pty Ltd. The assessment referenced the NSW EPA *Noise Policy for Industry 2017* in terms of external noise criteria and the *Australian Standard AS2107 Acoustics – recommended design sound levels and reverberation times for building interiors* regarding noise criteria within offices.

Acoustic measures recommended to achieve these criteria comprise enclosing the existing roller door with a solid lining and insulation, incorporating acoustic seals to the external access door, and ensuring that windows remain closed at all times. In response to these recommendations it is proposed to remove the existing roller door and replace with brickwork to match existing. Ducting to the air conditioning unit is also to be enhanced to ensure that air-relief is provided to the unit.

Predicted noise levels generated by individual dogs barking within the pound building at sensitive receivers, being the Royal Flying Doctor Services offices to the east and south, and the residential zone to the north, would comply with policy criteria. The location of the dog exercise yards on the northern side of the pound building and the presence of the building itself would serve to mitigate any noise due to the barking of dogs whilst using the outdoor areas.

(c) the suitability of the site for the development

The vacant workshop building at Lot 12 DP 1232493, 86 Airport Road is considered suitable for the development of an animal pound. The building is secure, constructed of masonry and can be provided with all essential services.

It is expected that the facility would generate between 5 and 10 vehicle movements per day when operational and ample parking space is available on the site. An access track to the north of the site that connects to Airport Road would be used during construction to avoid use of the same road as vehicles accessing the airport terminal building or RFDS buildings. The site is close to existing Council staff and amenities and security patrols are in place.

The site is approximately 60 metres at the nearest point from the Royal Flying Doctor Service's office building and hangar, and 130 metres from the entrance to the airport terminal building. Distance separation, the location of exercise yards on the northern side of the building and noise reduction measures would mitigate nuisance to surrounding development. Retention of native vegetation in unenclosed external areas would assist to retain the visual amenity of the immediate area.

The site is also located more than 1 kilometre from the nearest dwelling in Knox Street. The internal design of the facility ensures the physical and visual separation of animals to prevent unnecessary or habitual barking and to encapsulate noise. Noise emissions are not expected to detract from amenity due to current noise levels generated by existing airport-related and industrial development on the site and the remoteness from residential development.

The site to be developed is not mapped to be flood prone. The site is mapped as being category 3 bush fire prone. The use of the site is not considered a special fire protection purpose, however, a 10 metre defendable space surrounding the pound building is recommended as a condition of consent to protect animals. The proposed structures are single storey and would not penetrate the aircraft Limitation or Operations Surface.

(d) any submissions made in accordance with this Act or the regulations,

Council exhibited DA 110/2018 for public comment between 25 August and 12 September 2018. Advertising comprised a notice placed in the *Barrier Daily Truth,* a letter mailed to three adjoining and adjacent occupants of the site of the proposed development advising of the DA and notifying of the exhibition period, and a notice was placed on site.

Seven submissions have been made concerning the development proposal.

Six of these are from employees of the Royal Flying Doctors Service which occupies adjoining land and a separate submission by a landowner residing approximately 1.7 kilometres north of the subject site. Points raised in these submissions are summarized beneath generic headings below followed by a response.

- Noise emissions – concerns about barking from kennels, exercise yards and collection/delivery areas where no noise mitigation measures are proposed. Concern regarding impact of noise on animals during aircraft take-off and landing. Noise emissions at a facility near Coffs Harbour airport could be heard 500 metres away. Noise impacts on an upper level training room that overlooks the subject site, and outdoor area used for lunching and daily work duties have not been considered. Inadequate measures to mitigate noise levels at the proposed location

Comment: The site is approximately 60 metres at the nearest point from the Royal Flying Doctor Service's office building and hangar. Distance separation, the location of exercise yards on the northern side of the building and noise reduction measures would mitigate nuisance to surrounding development. A condition of consent is recommended that requires noise emissions to not constitute 'offensive noise' as defined in the *Protection of the Environment Operations Act*. It is assumed that internal space within the RFDS buildings would be treated to reduce the impact of aircraft noise. This treatment would also serve to mitigate any noise emitted from the pound.

- Animal control – concerns about the illegal dumping of animals and those animals straying onto the airfield, and the escape of animals. Further evidence is required to justify the unlikely escape of animals. Break-ins by pet owners to retrieve animals being kept in the pound is expected

Comment: It is proposed that Colorbond fencing is to surround the built structures within the pound and sliding security gates installed at entrances. It is anticipated that this would

prevent break-ins to retrieve impounded animals outside of operating hours and animals escaping from the compound. The illegal dumping of animals is able to be managed through airport security patrols and the imposition of fines. A condition of consent is also recommended that requires that signage be placed on fencing and gates advising of applicable fines.

- Drainage infrastructure - lack of detail regarding the means to clean and drain kennels and uncertainty of the impacts of a sewerage pump that terminates within the RFDS compound

Comment: A 1,750 litre trade waste arrestor is shown on plans to cater to waste from within the pound. A condition of consent is recommended requiring Council to consult with Essential Water to ensure that stormwater and wastewater from the facility is disposed of in a manner that satisfies legislation and policies and that the capacity of existing infrastructure is adequate to cater to the additional load generated by the facility.

- Justification of the proposed development – noise complaints at the existing pound location are not quantified. The pound would not be compatible with existing industries. Alternative locations are suggested, i.e. Kanandah Road industrial area, Council's waste depot

Comment: The pound is currently located in a residential area. This is an inappropriate location irrespective of the quantity of complaints. Alternative sites for the pound have been investigated as described above which included the waste depot which was considered unsuitable due to costs associated with the remediation of contamination, soil instability, the presence of underground services, lack of reticulated sewer and telecommunications services, and plans to develop a recycling facility on the site. Similarly, the Kanandah Road industrial area at the western end of Broken Hill, which was occupied temporarily by the pound between 1998 and 2000, is now considered unsuitable due to the condition of buildings on the site and security issues given the isolated location.

- Snakes – snakes being attracted to the pound, entering the pound and threatening animals

Comment: Snakes are a threat to animals regardless of location. They are unlikely to be able to penetrate the openings of the buildings and would be unlikely to enter outdoor areas during use by animals during daylight hours.

- Waste management – further information requested regarding the removal of animal waste and consultation with Essential Water about Trade Waste requirements. Concerns about odours emanating from animal waste and spread of animal diseases

Comment: A condition of consent is recommended that requires Council to consult with Essential Water regarding trade waste disposal such as animal faeces and urine. Design specifications for the drainage system that comply with requirements are to be submitted prior to the issue of a construction certificate.

- Aesthetic, amenity and visual impacts - concerns there would be adverse impacts affecting patients of the medical centre, the visitors centre and the visitor arrival experience

Comment: The proposed location is such that it would not be visible from the entry/exit to the airport terminal which is located approximately 130 metres from the facility. It is also proposed to enclose the facility within a 1.8 metre high Colorbond fence which would further obstruct visibility to the RFDS and medical centre. Areas external to the fence would be maintained as unenclosed vegetated land to the boundaries. A condition of consent is recommended to require the facility to kept in good visual order. Amenity impacts on the medical centre and visitors centre due to noise emissions would be minimal due to these activities taking place primarily indoors within air conditioned spaces which are assumed to have been designed to minimize the intrusion of aircraft noise.

- Facility operations – lack of a business plan regarding capacity, opening hours including for public access, costs per animal and wages costs. Lack of detail regarding professional trained staff

Comment: This information is provided in the Statement of Environmental Effects submitted with the DA as follows. It is proposed to employ either two full-time rangers or one full-time and two part-time rangers who will be accommodated at the compound. Opening hours are proposed to be 8.30am to 4.00pm Monday to Friday. The facility would be closed on weekends and public holidays, however, rangers will visit on these days to feed animals and clean the kennels. The capacity is proposed to be 20 dogs plus cats. The public may access the facility between 9.00am to 10.00am and 2.00pm to 3.00pm Monday to Friday. Details of a business plan regarding operating costs are not a consideration for planning.

There have been no internal Council referrals made in relation to the DA. Internal referrals would be actioned following lodgement of an application for a construction certificate.

(e) the public interest.

It is considered that the granting of consent to the development application for an animal pound facility at No 86 Airport Road, Broken Hill is in the public interest. The proposal is permitted with consent by way of an entry in Schedule 1 Additional permitted uses of *Broken Hill LEP 2013* and is satisfactory to the provisions of relevant legislation, guidelines and policy. Relocation of the facility from its current site in zone R1 General Residential will improve the amenity of residents and visitors to that location. The proposed site is remote from urban settlement and is not expected to cause environmental nuisance to surrounding development.

Strategic Direction:

Key Direction:	Our Community
Objective:	Objective 1.1 – People in our community are in safe hands
Function:	Public Safety
DP Action:	1.1.1.3 Develop, plan and implement initiatives aimed at increasing animal control within the City

Relevant Legislation:

Relevant environmental planning instruments have been considered in this report in the assessment under section 4.15 of the *Environmental Planning and Assessment Act 1979*. The proposed animal pound is subject to the *NSW Animal Welfare Code of Practice No 5 – Dogs and cats in animal boarding establishments*. This code sets standards for the care and management of animals and Council must comply with these standards. The design of the facility complies with the code and it is recommended that a condition of consent be imposed to ensure ongoing operational compliance.

Financial Implications:

The cost of constructing the pound facility is estimated at $250,000. Funds have been allocated towards this project from the Developer Contributions Fund.

Attachments

There are no attachments for this report.

ANTHONY MISAGH
CHIEF OPERATIONS OFFICER

RAZIJA NU'MAN
ACTING GENERAL MANAGER

ORDINARY MEETING OF THE COUNCIL

October 25, 2018

ITEM 9

BROKEN HILL CITY COUNCIL REPORT NO. 196/18

SUBJECT: AFL BROKEN HILL - WAIVER OF DEVELOPMENT FEES ASSOCIATED WITH JUBILEE OVAL UPGRADE 16/154

Recommendation

1. That Broken Hill City Council Report No. 196/18 dated October 25, 2018, be received.
2. That the request from AFL Broken Hill be considered and determined by Broken Hill City Council as appropriate.

Executive Summary:

Attached is a letter from AFL Broken Hill requesting the waiver of development application fees associated with the proposed upgrade of the Jubilee Oval. The project is estimated at $2,349,202.

Report:

AFL Broken Hill requested the waiver of development application fees due to a very tight budget for above project. AFL Broken Hill proposes to use savings on development application fees to increase the scope of the project to include a new public toilet block and a private changing facility for parents with infants and young children.

This matter is presented to Council for its consideration and determination. Council may approve a total or partial waiver of the development fees i.e. DA application fee, Construction Certificate fee, Principal Certifying Authority fee and Section 7.12 developer contribution fee.

The table below summarises all development fees associated with a $2,349,202 project.

No.	Type of fee	Amount	Council fee/Agency
1	DA application fee	$3965.00	Council fee – may be reduced or waived
2	Plan First Fee (Additional fee for Planning Reform)	$1503.50	NSW Environment and Heritage – Mandatory fee pursuant to Clause 256L of Environmental Planning and Assessment Regulation 2000 - cannot be waived or reduced
3	Construction certificate fee	$3309.04	Council fee – may be reduced or waived
4	Long Service levy	$8222.21	Long Service Corporation – cannot be waived

5	Principal Certifying Authority	$1471.00	If Council is appointed as PCA the associated fee may be reduced or waived
6	Section 7.12 developer contribution fee	$23,492.02	A developer contribution paid to Council to assist with the provision of public facilities. Fee may be reduced or waived by Council.

The grand total for development applications fees are $41,962.77. Certain fees (Plan First Levy and Long Service Levy) are collected by Council on an agency basis for NSW Environment and Heritage and NSW Long Service Corporation and cannot be reduced or waived by Council resolution. Aforementioned state agency fees equates to $9,725.71 or approximately 23% of the grand total.

The remainder of the development fees are Council fees and may be reduced or waived by Council resolution.

Council development application fee, construction certificate fee and Principal Certifying Authority fee are fees to reimburse Council for the assessment of the development application, certification of construction plans and the carrying out of critical stage inspections as required by legislation. These fees equates to $ 8,745.04 or 20.8% of the grand total.

Pursuant to Council's *Section 7.12 Developer Contribution Plan*, Council may impose a condition of consent that requires a developer contribution of 1% ($23,492.02) of the total project value to assist with the provision of public facilities. Aforementioned contribution may also be reduced or waived by Council resolution or developer can enter into a Voluntary Planning Agreement to provide public facilities.

Council resolved at the May 2018 Council meeting to award a $50,000 community assistance grant to AFL Broken Hill, subject to being successful with their government grant application. AFL Broken Hill was successful with receiving a government grant.

Should Council resolve to waive all development fees, Council's total contribution towards the AFL Broken Hill project would come to $ 82,237.06 which is inclusive of the $50,000 community assistance grant from Council.

No provision was made in the 2018/19 Operational Plan for the waiver of development fees.

Strategic Direction:

Key Direction:	Our Leadership
Objective:	4.3 We Unite to Succeed
Function:	Leadership and Governance
DP Action:	4.3.1.7 - Gain a better understanding of possible alignments between Council and community groups, local associations and volunteers to ensure opportunities to work together are identified.

Relevant Legislation:

Local Government Act 1993
Long Service Corporation Act 2010
Environmental Planning and Assessment Act 1993

Financial Implications:

1. Awarded Community Assistance Grant of $50,000 – May 2018 Council meeting minute no. 45833.
2. Waiver of Development Application fees $ 32,237.06.

Attachments

1. ⇩ AFL Broken Hill - Request for the waiver of development application fees
2. ⇩ AFL Broken Hill - Governance
3. ⇩ AFL Broken Hill - Project milestones

ANTHONY MISAGH
CHIEF OPERATIONS OFFICER

RAZIJA NU'MAN
ACTING GENERAL MANAGER

AFL BROKEN HILL

Friday 19 October 2018.

Mr James Roncon
General Manager
Broken Hill City Council
Blende Street
Broken Hill NSW 2880.

Dear James,

On behalf of the Project Team I am seeking approval from Council to have the development charges and fees waivered for the up-grade to Jubilee Oval.

Our budget does not allow much leeway and we have been prudent in costing the project.

If we can save on fees and charges this will allow us to increase the scope for additional development particularly with the possible construction of a new public toilet block and a private changing facility for parents with infants and young children.

We appreciate the support we have received from Council both financial and in-kind and look forward to delivering a first- class facility for the people of Broken Hill.

Regards,

Andrew Schmidt
Chairman
AFL Broken Hill.

Jubilee Oval Project (JOP) - Governance group:

Andrew Schmidt:

- Chief of Staff - ABC Radio 2003 - current
- Manager 2BH Radio 2000-2003
- Assistant Manager Traveland Broken Hill 1990-2000
- Vice-Chairman St Patricks Race Club 2000 - current
- Vice-President Broken Hill Chamber of Commerce 2001-2003
- Director Broken Hill Community Credit Union 2002-2003
- Chairman AFL BH since February 2017

Louise Hunt:

- Assistant General Manager of The Broken Hill Community Credit Union Ltd. Louise has worked for the Credit Union since 1990.
- Bachelor of Business (Accounting) degree
- Graduate Certificate in Business Administration
- Certified Practising Accountant.
- Louise is on the Board of the Country University Centre Far West.
- Louise sits on the AFLBH Code of Conduct Committee and is the Company Secretary.

Paul Edwards:

- Paul Edwards brings over thirty years of experience in managing major developments within the Mining, Energy and Construction Industries within Australia and Internationally.
- A self-employed Employee Relations Consultant, Paul has provided specialist advice to many of Australia's leading companies and appears as an advocate in both the State and Fair Work Commissions.
- Prior to establishing his consultancy, he held senior operational and corporate roles with Pasminco and was that company's Group Employee Relations manager based in Melbourne with responsibility for the company's Australian and International Mining and Smelting Operations.
- Paul was born and educated in Broken Hill and resides in the city with his family. A keen sportsperson, he has represented the city at Basketball and Baseball and is a life member of both organisations. He also serves as a commissioner on the Broken Hill Football League.

Karl Fritsch - Kenx Design:

- Architectural Technician – South Australian Institute of Technology (1975)
- General Builder (N.S.W.) Lic No. 36915
- Building Consultancy Lic. No. BC 978
- BDA Accreditation No. 6228
-

Steve Quinn:

- Started in the building trade in 1965 and began operating his own company in 1976, over the next 4 decades worked primarily in the domestic housing market and on a number of commercial properties, at the height of his business career he was employing up to 8 people.
- In 2006 retired from full time work and has been the project manager at Jubilee Oval for all projects both large and small for the last 7 years and been responsible for the on-going maintenance of the facility.
- During his working life he assisted many charity and service groups.
- He has an extensive and broad knowledge of the building industry and is familiar with all the key industry people and business's in the Far West of NSW.

Governance Plan - Project team

Project role	Name	Phone / Email	Responsibilities	Reports to
Project Chair	Andrew Schmidt	0402 844 712 Schmidt.Andrew.V@abc.net.au	• Project tracking, • Media, • Communications	AFL Broken Hill Board
Financial	Louise Hunt	0417 438 351 Louise.Hunt@bhccu.com.au	• Final payment approvals, • Budget Control	AFL Broken Hill Board
Project Support	Paul Edwards	0418 647 519 edwardsppm@bigpond.com	• HR Issues, • Contractual Issues	Project Chair Governanc Group
Project Manager	Karl Fritsch	0407 957 620 kenxdesign@bigpond.com	• Overall Project Management, • Check/control on contractor costs, • Initial approval for payments	Governance Group
Project Support	Steve Quinn	0408 858 044 ndquinn@bigpond.com	• Liaise with Project Manager and Contractors relating to project build	Governance Group

Project Milestones / Deliverables				
No.	Product, services and/or results that the project will deliver	Estimated start date	Estimated completion date	Estimated cost
1	Initiation of Design Drawings & Tender Documents by Consultant Disciplines not limited to (Architectural/Structural & Civil Engineering/Electrical & Sewer Services)	1st Nov 2018	28th Feb 2019	$ 127,600
2	Release of Formal Tender Documents	1st Mar 2019	30th Mar 2019	Nil
3	Sign off Plan – Signing of Formal Contract	1st Apr 2019	30th April 2019	Nil
	COMPLETION of LOCAL 2019 AFL FOOTBALL SEASON – 30th September			
4	Site Preparation & Preliminary Works Set-Up	1st Oct 2019	15th Oct 2019	$ 77,000
***5**	**Change Rooms Construction – Home Visiting & Umpires**	16th Oct 2019	28th Feb 2020	$ 697,970
***5a**	**First Floor Construction – General Manager**	1st Nov 2019	31st Jan 2020	$ 85,800
***6**	**Grandstand Construction – Home/Visiting/Unisex Ablutions**	1st Oct 2019	30th Nov 2019	$ 141,075
***7**	**Bleacher Constructions – 'A' & 'B'**	1st Oct 2019	31st Dec 2019	$ 145,717
***8**	**Road & Carpark**	16th Oct 2019	30th Mar 2020	$ 242,000
***9**	**Lighting Towers**	16th Oct 2019	28th Feb 2020	$ 624,965
***10**	**Landscaping**	16th Oct 2019	31st Nov 2019	$ 87,175
***11**	**Fencing**	16th Oct 2019	31st Nov 2019	$ 119,900
				$ 2,349,202

- **Denotes works that may be commenced & completed co-currently.**

ORDINARY MEETING OF THE COUNCIL

October 31, 2018

ITEM 10

BROKEN HILL CITY COUNCIL REPORT NO. 197/18

SUBJECT: BOOK CALLED 'THE FATAL LODES' 11/254

Recommendation

1. That Broken Hill City Council Report No. 197/18 dated October 31, 2018, be received.
2. That Council rescind Minute 44555 of the meeting held on 29 January 2014 and authorize the General Manager or his delegate, to make any future decisions on pricing and distribution of the content (including digital) of the book called, '*The Fatal Lodes'* with consideration given to the author's wishes.

Executive Summary:

In 2012, Council officers, with the assistance of the then Heritage Advisor, sought sources of funding to permit the printing of the historical book entitled, '*The Fatal Lodes',* written by Stan Goodman.

Funding of $9,090 (ex GST) under the '*Your Community Heritage'* program was successfully obtained and applied to the first print run of this project.

The initial sale price of the book was determined by Council. The book was officially launched on 10 October 2012 at a Civic reception held at the Broken Hill Regional Art Gallery.

The initial 200 books were sold out in two days, followed by a second print run of 400 books and a third print run of 200 books. These print runs were based on the level of interest shown at that time and the number of requests to purchase the book.

The number of books printed was conservative, as Council did not want to carry unsold books in stock.

Council resolved at its Ordinary Meeting held on 29 January 2014, minute number 44555,

> *"That Council arranges reprinting of copies of the Fatal Lodes book using the prepayment order system prior to publishing; and that Council also considers making the book available on-line.*
>
> *That the future sale price of the book be set at $45.00 (inclusive of GST)."*

Council's recommendation is overly specific, particularly with regard to setting a firm sale price and limits the ability of staff to operate at a retail level.

In order to expedite the sale of this book by other interested businesses, it is recommended that Council resolve to rescind this resolution and authorize the General Manager or his delegate to make any future decisions on pricing and distribution with consideration given to the author's wishes.

Report:

Following the initial print-run of the book in 2012, '*The Fatal Lodes'* was reprinted a number of times in numbers of 100 or 200 based on demand, shifting a total of 1,200 copies by 2016. The book was never placed on-line over this time.

In August 2016, a commercial decision was made by Council's Community Development Manager at the time to print 1,000 copies of the newly updated book (update arranged by Council's Archives Officer with the author Stan Goodman). This decision was made in the lead-up to the '*Heritage Near Me Festival* ' held in October 2016.

The printing cost of each book run varies depending on the number of books ordered, and whether any amendments to the book were made. In the past, the print cost was approximately $27 per unit.

Following the significant increase in the number of prints ordered in August 2016 (1,000 copies), the print cost has significantly been lowered to $13.73 per book. The estimated current number of books held is 900.

Additionally, several local businesses have expressed interest in selling the book (including the Broken Earth Café, Silver Tree bookshop and some news agencies).

The reason for the publication not being available to other outlets in the past was that city businesses considered that there was too low a commercial margin. This margin has now changed and it makes sense to treat this latest print run with a commercial approach (i.e. setting a wholesale price where Council would both cover its print costs and a small profit to cover administrative and storage costs and set a wholesale price that would make it attractive to other retailers to sell) though keeping to the wishes of the author (who was consulted again in a meeting on the 30 May 2017) to make the book as widely available as possible.

For Council's information, in a letter to Council dated 26 November 2013, the author stated '*that all the information contained in the book was handed to Council without requiring any payment on the basis that Council would arrange to have the information put into book form and sell the book on its own behalf*.' In addition, the author emphasized, *'that I am not looking for any personal gain, either monetary or recognition*.' In other words, the author recognizes that the book is a '*valuable contribution to Broken Hill's mining history and I would expect that sales of the book would most likely continue for many years.'*

As to the future, the author stated, '*That perhaps consideration could be given to obtain (…further copies, inserted) and distribute them to further various outlets around Broken Hill.'*

The option to make the data freely available online (as mentioned in minute 44555) will be undertaken when the current print run is depleted.

Council will continue to honour the author's wishes in giving the author the opportunity to update the content in the future.

Strategic Direction:

The preservation of this historical record for future generations is a desirable outcome for the community and the City. This outcome has already been achieved by the initial printing of the book and placing copies in the Library.

Key Direction:	Our Community
Objective:	1.3 Our history, culture and diversity is embraced and celebrated
Function:	Arts & Culture
DP Action:	1.3.1.12 Provision of facilities and programs that enhance the heritage of the City

Relevant Legislation:

Nil

Financial Implications:
The sale of the remaining books to local businesses will seek to cover both print costs and administrative and storage costs.

Attachments

There are no attachments for this report.

RAZIJA NU'MAN
ACTING GENERAL MANAGER

ORDINARY MEETING OF THE COUNCIL

November 13, 2018

ITEM 11

BROKEN HILL CITY COUNCIL REPORT NO. 198/18

SUBJECT: INVESTMENT REPORT FOR OCTOBER 2018 17/82

Recommendation

1. That Broken Hill City Council Report No. 198/18 dated November 13, 2018, be received.

Executive Summary:

The *Local Government (General) Regulation 2005* (Part 9, Division 5, Clause 212), effective from 1 September 2005, requires the Responsible Accounting Officer of a Council to provide a written report setting out details of all monies that have been invested under Section 625 (2) of the *Local Government Act 1993*, as per the Minister's Amended Investment Order gazetted 11 March 2011. The Responsible Accounting Officer must also include in the report, a certificate as to whether the investment has been made in accordance with the Act, the Regulations and the Council's Investment Policy.

As at 31 October 2018, Council's Investment Portfolio had a current market valuation of $26,498,589 or principal value (face value) of $26,439,484 and was compliant with all legislative and policy requirements.

Report:

Council's investments as at 31 October 2018 are detailed in Attachment 1.

Portfolio Summary		
Portfolio Performance vs. RBA Cash Rate	✓	Council's investment performance did exceed benchmark.
Investment Policy Compliance		
Legislative Requirements	✓	Compliant with policy
Portfolio Credit Rating Limit	✓	Compliant with policy
Institutional Exposure Limits	✓	Compliant with policy
Term to Maturity Limits	✓	Compliant with policy

Market Review

Global issues

Globally, equity markets took centre stage in October with sell-offs of shares in the US, Europe, UK, Japan and Australia. Several causes for the pullback have been proposed, including: fears of global economic growth nearing its peak; the impact of rising interest rates in the US; uncertainty regarding the US mid-term elections; ongoing trade conflicts; and October just being an historically bad month for share markets. While some economists are forecasting ongoing gloom, most are calling for a rebound over the next couple of months as US corporate earnings and recent economic data remain healthy overall.

Domestic issues

In Australia, the latest CPI data showed inflation dropped below the RBA's 2-3% target range again. Headline inflation dipped to 1.9% for the year ending September. The biggest drop in prices for the quarter was childcare (-11.8%), while travel and accommodation led the gainers (+4.3%). Last month's job data showed a surprising drop in the unemployment rate from 5.3% to 5%. While some are discounting the release as typically volatile, the overall trend of job data is positive with an additional 350,000 people employed over the year ending September.

Interest rates

With inflation showing no signs of forcing the RBA to raise rates anytime soon, short dated term deposit rates were flat to lower by the end of October. The best indicative 3-month TDs from Australian majors at month end was 2.65%, unchanged from September. The majors' best 12 month rate was at 2.72%, down from 2.75% last month. Meanwhile, the best rates among the lower rated banks were in the 2.60%-2.70% range across 3-12 months, down 5bps from September.

Investment Portfolio Commentary

Council's investment portfolio posted a return of -7.95%pa for the month of October versus the bank bill index benchmark return of 2.00%pa. For the financial year to date, the investment portfolio returned 1.19%pa, underperforming the bank bill index benchmark's 2.05%pa by 0.86%pa.

During October, Council's investment portfolio had $2.5m in term deposits mature with a weighted average rate of approximately 2.73%pa. New investments totaling $4.5m were made in $500k lots, mostly in the 2.65%-2.75%pa range with the overall average yield on the new TDs approximately 2.70%pa.

The T-Corp MT and LT Growth Funds were down 1.4% and 3.8% respectively during the month. The continuing rise in US yields and ongoing concerns about a global trade war caused Australian shares to have their worst monthly fall in 3 years, down 6.5%. IT (-11.4%) and Energy (-10.3%) were the worst performing sectors while defensive sectors such as Real Estate (-3.1%) and Utilities (-4.0%) were not spared from the sell off. Overseas markets were all down, with the US S&P 500 (-6.8%), European S&P 350 (-5.3%), Japanese S&P 500 (-9.4%) and Chinese S&P 300 (-8.7%) all falling.

Council's Portfolio by Source of Funds – October 2018

As at 31 October 2018, Council's Investment Portfolio had a current market valuation of $26,498,589 or principal value (face value) of $26,439,484 and was compliant with all legislative and policy requirements.

	Source of Funds	Principal Amount
GENERAL FUND	Operating Capital & Internal Restrictions	$17,046,553
	Accommodation Bonds Reserve	$45,000
	Royalties Reserve	$590,000
	Domestic Waste Management Reserve	$6,158,536
	Grants	$2,138,395
	Developer Contributions	$461,000
	TOTAL PORTFOLIO	**$26,439,484**

Certificate by Responsible Accounting Officer

All investments have been placed in accordance with Council's Investment Policy, Section 625 of the *Local Government Act 1993* (as amended), the Revised Ministerial Investment

Order gazetted 11 February 2011, Clause 212 of the *Local Government (General) Regulations 2005* and Third Party Investment requirements of the then Department Local Government Circular 06-70. Council continues to obtain independent financial advice on its investment portfolio in accordance with the then Department of Local Government Circular of 16 September 2008.

Strategic Direction:

Key Direction 4:	Our Leadership
Objective 4.1:	Openness and Transparency in Decision Making
Action 4.1.1.21:	Maintain good governance and best practice methods and ensure compliance with various guidelines and legislation.

Relevant Legislation:

This report is provided for Council's consideration in compliance with the requirements of *Part 9, Division 5, Clause 212 of the Local Government (General) Regulations 2005.*

Financial Implications:
The recommendation has no financial impact.

Attachments

1. ⇩ October Investment Report

JAY NANKIVELL
CHIEF FINANCIAL OFFICER

RAZIJA NU'MAN
ACTING GENERAL MANAGER

BROKEN HILL
CITY COUNCIL

Investment Summary Report
October 2018

PRUDENTIAL
INVESTMENT SERVICES CORP

Broken Hill City Council

Executive Summary

BROKEN HILL CITY COUNCIL

Investment Holdings

	Face Value ($)	Current Value ($)	Current Yield (%)
Cash	6,079,381.85	6,079,381.85	2.46
Managed Funds	7,360,102.40	7,360,102.40	-29.92
Term Deposit	13,000,000.00	13,059,105.21	2.71
	26,439,484.25	**26,498,589.46**	**-6.43**

Investment Performance

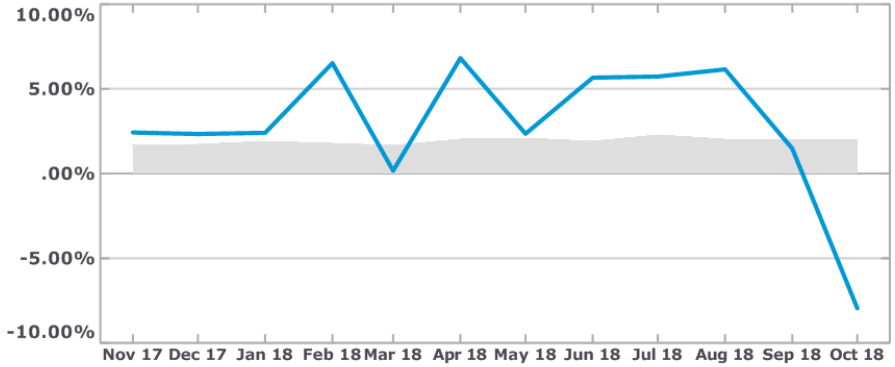

Investment Policy Compliance

Total Credit Exposure

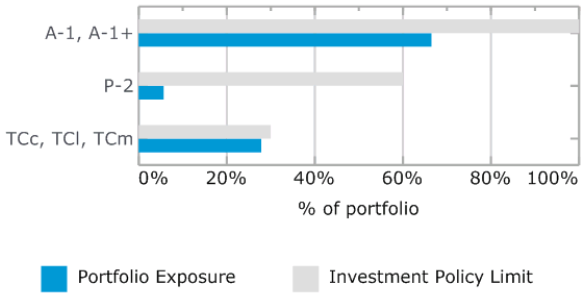

Highest Individual Exposures

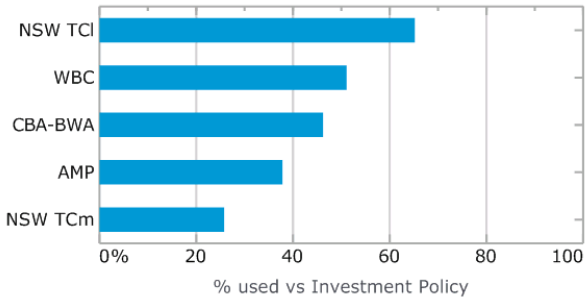

Term to Maturities

Maturity Profile	Face Value ($)		Policy Max
Between 0 and 1 Year	26,439,484	100%	100%
	26,439,484		

PRUDENTIAL INVESTMENT SERVICES CORP

Broken Hill City Council

Investment Holdings Report

BROKEN HILL CITY COUNCIL

Cash Accounts

Face Value ($)	Current Yield	Institution	Credit Rating	Current Value ($)	Deal No.	Reference
890,614.04	1.3700%	Westpac Group	A-1+	890,614.04	473409	Cheque
5,188,767.81	2.6500%	Westpac Group	A-1+	5,188,767.81	535442	90d Notice
6,079,381.85	**2.4625%**			**6,079,381.85**		

Managed Funds

Face Value ($)	Current Yield	Institution	Credit Rating	Fund Name	Current Value ($)	Deal No.	Reference
145,066.78	2.4719%	NSW T-Corp (Cash)	TCc	Cash Fund	145,066.78	535329	
5,170,651.19	-36.4566%	NSW T-Corp (LT)	TCl	Long Term Growth Fund	5,170,651.19	536442	
2,044,384.43	-15.6985%	NSW T-Corp (MT)	TCm	Medium Term Growth Fund	2,044,384.43	536441	
7,360,102.40	**-29.9234**				**7,360,102.40**		

Term Deposits

Maturity Date	Face Value ($)	Rate	Institution	Credit Rating	Purchase Price ($)	Purchase Date	Current Value ($)	Deal No.	Accrued Interest ($)	Coupon Frequency	Reference
7-Nov-18	500,000.00	2.7300%	National Australia Bank	A-1+	500,000.00	7-Jun-18	505,497.40	536724	5,497.40	At Maturity	
14-Nov-18	500,000.00	2.7500%	Bankwest	A-1+	500,000.00	20-Jul-18	503,917.81	536859	3,917.81	At Maturity	
21-Nov-18	500,000.00	2.7500%	Bankwest	A-1+	500,000.00	20-Jul-18	503,917.81	536860	3,917.81	At Maturity	
28-Nov-18	500,000.00	2.7000%	Bankwest	A-1+	500,000.00	25-Jul-18	503,661.64	536871	3,661.64	At Maturity	
5-Dec-18	500,000.00	2.7000%	Bankwest	A-1+	500,000.00	25-Jul-18	503,661.64	536872	3,661.64	At Maturity	
10-Dec-18	500,000.00	2.7000%	Bankwest	A-1+	500,000.00	9-Aug-18	503,106.85	536939	3,106.85	At Maturity	
19-Dec-18	500,000.00	2.4000%	Bankwest	A-1+	500,000.00	24-Oct-18	500,263.01	537260	263.01	At Maturity	
2-Jan-19	500,000.00	2.7000%	Bankwest	A-1+	500,000.00	1-Aug-18	503,402.74	536903	3,402.74	At Maturity	
9-Jan-19	500,000.00	2.6500%	National Australia Bank	A-1+	500,000.00	5-Sep-18	502,069.18	537070	2,069.18	At Maturity	
16-Jan-19	500,000.00	2.6200%	IMB Ltd	P-2	500,000.00	29-Aug-18	502,296.99	537020	2,296.99	At Maturity	
23-Jan-19	500,000.00	2.6500%	IMB Ltd	P-2	500,000.00	29-Aug-18	502,323.29	537021	2,323.29	At Maturity	
30-Jan-19	500,000.00	2.6500%	IMB Ltd	P-2	500,000.00	29-Aug-18	502,323.29	537022	2,323.29	At Maturity	

PRUDENTIAL INVESTMENT SERVICES CORP

Broken Hill City Council

Investment Holdings Report

BROKEN HILL CITY COUNCIL

Term Deposits

Maturity Date	Face Value ($)	Rate	Institution	Credit Rating	Purchase Price ($)	Purchase Date	Current Value ($)	Deal No.	Accrued Interest ($)	Coupon Frequency	Reference
8-Feb-19	500,000.00	2.8000%	AMP Bank	A-1	500,000.00	8-Aug-18	503,260.27	536930	3,260.27	At Maturity	
13-Feb-19	500,000.00	2.6700%	National Australia Bank	A-1+	500,000.00	10-Oct-18	500,804.66	537204	804.66	At Maturity	
20-Feb-19	500,000.00	2.6700%	Bankwest	A-1+	500,000.00	3-Oct-18	501,060.68	537174	1,060.68	At Maturity	
27-Feb-19	500,000.00	2.7500%	Bankwest	A-1+	500,000.00	22-Aug-18	502,674.66	536999	2,674.66	At Maturity	
8-Mar-19	500,000.00	2.8000%	AMP Bank	A-1	500,000.00	10-Aug-18	503,183.56	536942	3,183.56	At Maturity	
13-Mar-19	500,000.00	2.7600%	Bankwest	A-1+	500,000.00	22-Aug-18	502,684.38	537000	2,684.38	At Maturity	
20-Mar-19	500,000.00	2.7700%	Bankwest	A-1+	500,000.00	22-Aug-18	502,694.11	537001	2,694.11	At Maturity	
27-Mar-19	500,000.00	2.6800%	National Australia Bank	A-1+	500,000.00	24-Oct-18	500,293.70	537259	293.70	At Maturity	
8-Apr-19	500,000.00	2.8000%	AMP Bank	A-1	500,000.00	10-Aug-18	503,183.56	536943	3,183.56	At Maturity	
17-Apr-19	500,000.00	2.7500%	AMP Bank	A-1	500,000.00	10-Oct-18	500,828.77	537206	828.77	At Maturity	
24-Apr-19	500,000.00	2.7500%	AMP Bank	A-1	500,000.00	10-Oct-18	500,828.77	537207	828.77	At Maturity	
8-May-19	500,000.00	2.7500%	AMP Bank	A-1	500,000.00	10-Oct-18	500,828.77	537208	828.77	At Maturity	
15-May-19	500,000.00	2.6500%	AMP Bank	A-1	500,000.00	31-Oct-18	500,036.30	537278	36.30	At Maturity	
22-May-19	500,000.00	2.7500%	AMP Bank	A-1	500,000.00	24-Oct-18	500,301.37	537261	301.37	At Maturity	
	13,000,000.00	**2.7058%**			**13,000,000.00**		**13,059,105.21**		**59,105.21**		

PRUDENTIAL INVESTMENT SERVICES CORP

Broken Hill City Council
Accrued Interest Report - October 2018

BROKEN HILL CITY COUNCIL

Accrued Interest Report

Investment	Deal No.	Ref	Face Value ($)	Settlement Date	Maturity Date	Interest Received ($)	Days	Interest Accrued ($)	Percentage Return
Cash									
Westpac Group	473409	Cheque	890,614.04			1,769.35	31	1,769.35	1.37%
Westpac Group	535442	90d Notice	5,188,767.81			12,402.00	31	12,402.00	2.65%
Cash Total						**14,171.35**		**14,171.35**	**2.37%**
Managed Funds									
Cash Fund	535329		145,066.78	29-May-17			31	541.14	2.47%
Medium Term Growth Fund	536441		2,044,384.43	12-Feb-18			31	-29,867.46	-15.70%
Long Term Growth Fund	536442		5,170,651.19	09-Feb-18			31	-203,015.66	-36.46%
Managed Funds Total								**-232,341.98**	**-30.21%**
Term Deposits									
Bankwest	536877		500,000.00	26-Jul-18	03-Oct-18	2,410.27	2	69.86	2.55%
National Australia Bank	536723		500,000.00	07-Jun-18	10-Oct-18	4,674.66	9	336.58	2.73%
National Australia Bank	536841		500,000.00	11-Jul-18	17-Oct-18	3,651.51	16	596.17	2.72%
National Australia Bank	536842		500,000.00	11-Jul-18	24-Oct-18	3,926.71	23	860.13	2.73%
Bankwest	536858		500,000.00	20-Jul-18	31-Oct-18	3,880.14	30	1,130.14	2.75%
National Australia Bank	536724		500,000.00	07-Jun-18	07-Nov-18		31	1,159.32	2.73%
Bankwest	536859		500,000.00	20-Jul-18	14-Nov-18		31	1,167.81	2.75%
Bankwest	536860		500,000.00	20-Jul-18	21-Nov-18		31	1,167.81	2.75%
Bankwest	536871		500,000.00	25-Jul-18	28-Nov-18		31	1,146.57	2.70%
Bankwest	536872		500,000.00	25-Jul-18	05-Dec-18		31	1,146.57	2.70%
Bankwest	536939		500,000.00	09-Aug-18	10-Dec-18		31	1,146.58	2.70%
Bankwest	537260		500,000.00	24-Oct-18	19-Dec-18		8	263.01	2.40%
Bankwest	536903		500,000.00	01-Aug-18	02-Jan-19		31	1,146.58	2.70%

PRUDENTIAL INVESTMENT SERVICES CORP

Broken Hill City Council
Accrued Interest Report - October 2018

BROKEN HILL CITY COUNCIL

Accrued Interest Report

Investment	Deal No.	Ref	Face Value ($)	Settlement Date	Maturity Date	Interest Received ($)	Days	Interest Accrued ($)	Percentage Return
National Australia Bank	537070		500,000.00	05-Sep-18	09-Jan-19		31	1,125.34	2.65%
IMB Ltd	537020		500,000.00	29-Aug-18	16-Jan-19		31	1,112.61	2.62%
IMB Ltd	537021		500,000.00	29-Aug-18	23-Jan-19		31	1,125.34	2.65%
IMB Ltd	537022		500,000.00	29-Aug-18	30-Jan-19		31	1,125.34	2.65%
AMP Bank	536930		500,000.00	08-Aug-18	08-Feb-19		31	1,189.04	2.80%
National Australia Bank	537204		500,000.00	10-Oct-18	13-Feb-19		22	804.66	2.67%
Bankwest	537174		500,000.00	03-Oct-18	20-Feb-19		29	1,060.68	2.67%
Bankwest	536999		500,000.00	22-Aug-18	27-Feb-19		31	1,167.81	2.75%
AMP Bank	536942		500,000.00	10-Aug-18	08-Mar-19		31	1,189.04	2.80%
Bankwest	537000		500,000.00	22-Aug-18	13-Mar-19		31	1,172.05	2.76%
Bankwest	537001		500,000.00	22-Aug-18	20-Mar-19		31	1,176.30	2.77%
National Australia Bank	537259		500,000.00	24-Oct-18	27-Mar-19		8	293.70	2.68%
AMP Bank	536943		500,000.00	10-Aug-18	08-Apr-19		31	1,189.04	2.80%
AMP Bank	537206		500,000.00	10-Oct-18	17-Apr-19		22	828.77	2.75%
AMP Bank	537207		500,000.00	10-Oct-18	24-Apr-19		22	828.77	2.75%
AMP Bank	537208		500,000.00	10-Oct-18	08-May-19		22	828.77	2.75%
AMP Bank	537278		500,000.00	31-Oct-18	15-May-19		1	36.30	2.65%
AMP Bank	537261		500,000.00	24-Oct-18	22-May-19		8	301.37	2.75%
Term Deposits Total						**18,543.29**		**27,892.06**	**2.72%**
						32,714.64		**-190,278.57**	**-7.95%**

PRUDENTIAL INVESTMENT SERVICES CORP

Broken Hill City Council
Investment Performance Report

BROKEN HILL CITY COUNCIL

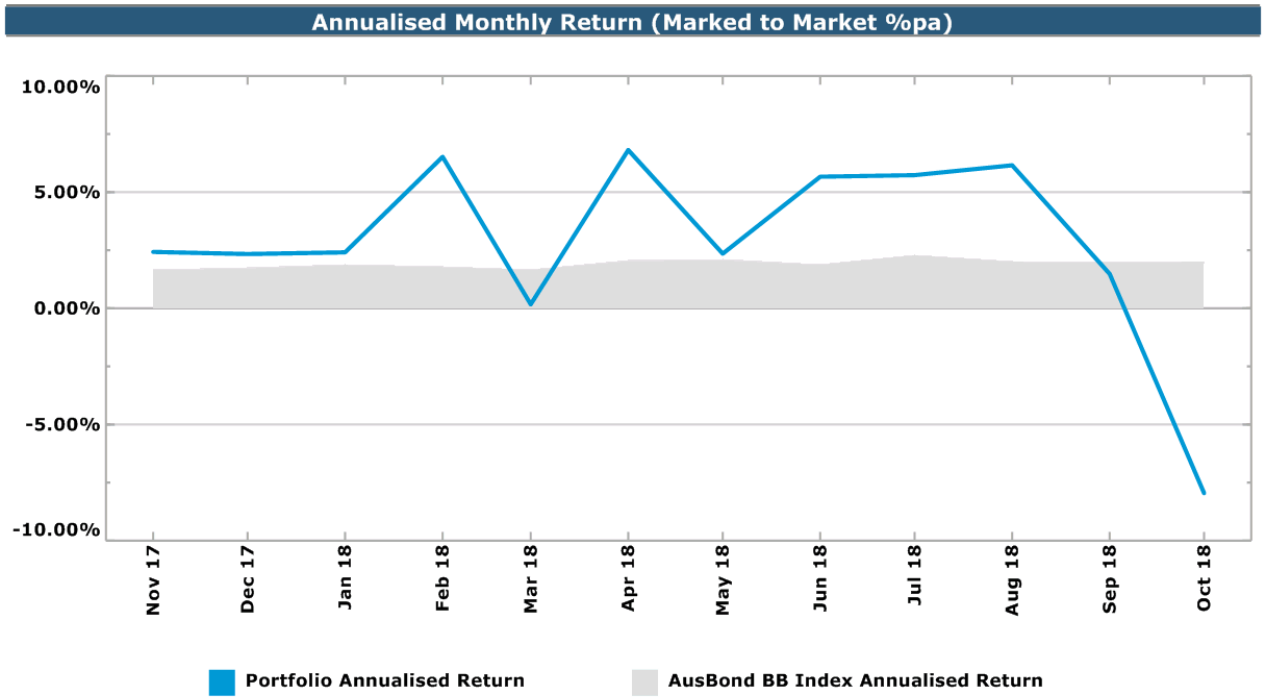

Historical Performance Summary

	Portfolio	AusBond BB Index	Outperformance
Oct 2018	-7.95%	2.00%	-9.95%
Last 3 Months	-0.30%	1.98%	-2.28%
Last 6 Months	2.10%	2.02%	0.08%
Financial Year to Date	1.19%	2.05%	-0.86%
Last 12 months	2.72%	1.89%	0.83%

PRUDENTIAL INVESTMENT SERVICES CORP

Broken Hill City Council
Investment Policy Compliance Report

BROKEN HILL CITY COUNCIL

Total Credit Exposure

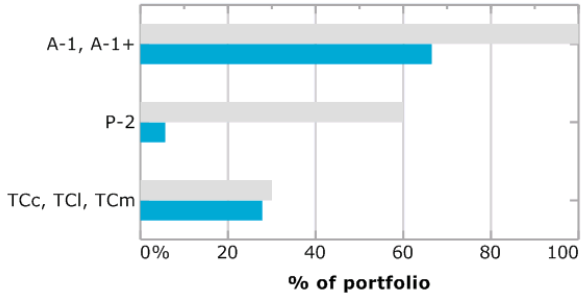

Individual Institutional Exposures

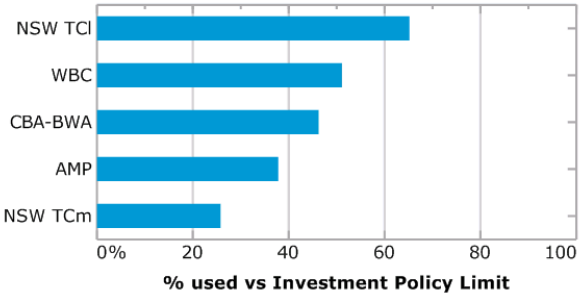

Term to Maturities

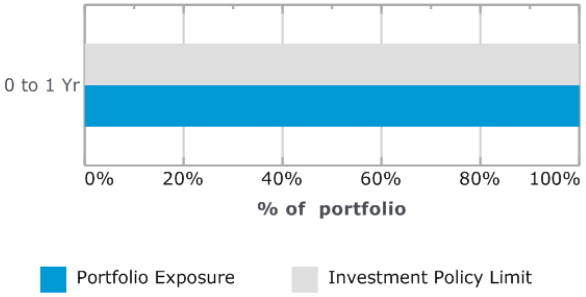

	Credit Rating	Face Value ($)		Policy Max	
Short Term	A-1	4,000,000			
Short Term	A-1+	13,579,382			
		17,579,382	**66%**	**100%**	✔
Short Term	P-2	1,500,000			
		1,500,000	**6%**	**60%**	✔
Short Term	TCc	145,067			
Short Term	TCl	5,170,651			
Short Term	TCm	2,044,384			
		7,360,102	**28%**	**30%**	✔
		26,439,484	**100%**		

	% used vs Investment Policy Limit	
NSW T-Corp (LT) (TCl, TCl)	65%	✔
Westpac Group (A-1+, AA-)	51%	✔
Commonwealth Bank of Australia (A-1+, AA-)	46%	✔
AMP Bank (A-1, A)	38%	✔
NSW T-Corp (MT) (TCm)	26%	✔
IMB Ltd (P-2, Baa1)	23%	✔
National Australia Bank (A-1+, AA-)	17%	✔
NSW T-Corp (Cash) (TCc)	2%	✔

	Face Value ($)		Policy Max	
Between 0 and 1 Year	26,439,484	100%	100%	✔
	26,439,484			

Detailed Maturity Profile	Face Value ($)	
00. Cash + Managed Funds	13,439,484	51%
01. Less Than 30 Days	2,000,000	8%
02. Between 30 Days and 60 Days	1,500,000	6%
03. Between 60 Days and 90 Days	2,000,000	8%
04. Between 90 Days and 180 Days	6,000,000	23%
05. Between 180 Days and 365 Days	1,500,000	6%
	26,439,484	

✔ = compliant
✘ = non-compliant

PRUDENTIAL INVESTMENT SERVICES CORP

Broken Hill City Council
Individual Institutional Exposures Report

BROKEN HILL CITY COUNCIL

Individual Institutional Exposures

Parent Group	Credit Rating	Portfolio Exposure ($)	Investment Policy Limit ($)
AMP Bank	A, A-1	4,000,000	10,575,794
Commonwealth Bank of Australia	A-1+, AA-	5,500,000	11,897,768
IMB Ltd	P-2, Baa1	1,500,000	6,609,871
National Australia Bank	A-1+, AA-	2,000,000	11,897,768
NSW T-Corp (Cash)	TCc	145,067	7,931,845
NSW T-Corp (LT)	TCl	5,170,651	7,931,845
NSW T-Corp (MT)	TCm	2,044,384	7,931,845
Westpac Group	A-1+, AA-	6,079,382	11,897,768
		26,439,484	

Individual Institutional Exposure Charts

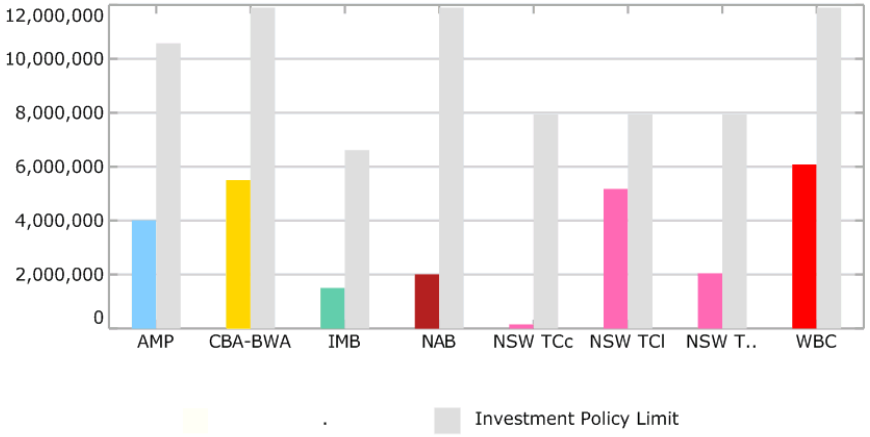

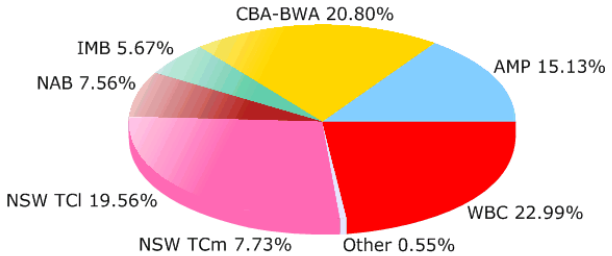

PRUDENTIAL INVESTMENT SERVICES CORP

Broken Hill City Council
Cash Flows Report

BROKEN HILL CITY COUNCIL

Current Month Cashflows

Transaction Date	Deal No.	Cashflow Counterparty	Asset Type	Cashflow Description	Cashflow Received
3-Oct-18	536877	Bankwest	Term Deposits	Maturity Face Value - Received	500,000.00
		Bankwest	Term Deposits	Interest - Received	2,410.27
				Deal Total	502,410.27
	537174	Bankwest	Term Deposits	Settlement Face Value - Paid	-500,000.00
				Deal Total	-500,000.00
				Day Total	**2,410.27**
10-Oct-18	536723	National Australia Bank	Term Deposits	Maturity Face Value - Received	500,000.00
		National Australia Bank	Term Deposits	Interest - Received	4,674.66
				Deal Total	504,674.66
	537204	National Australia Bank	Term Deposits	Settlement Face Value - Paid	-500,000.00
				Deal Total	-500,000.00
	537206	AMP Bank	Term Deposits	Settlement Face Value - Paid	-500,000.00
				Deal Total	-500,000.00
	537207	AMP Bank	Term Deposits	Settlement Face Value - Paid	-500,000.00
				Deal Total	-500,000.00
	537208	AMP Bank	Term Deposits	Settlement Face Value - Paid	-500,000.00
				Deal Total	-500,000.00
				Day Total	**-1,495,325.34**
17-Oct-18	536841	National Australia Bank	Term Deposits	Maturity Face Value - Received	500,000.00
		National Australia Bank	Term Deposits	Interest - Received	3,651.51
				Deal Total	503,651.51
				Day Total	**503,651.51**
24-Oct-18	536842	National Australia Bank	Term Deposits	Maturity Face Value - Received	500,000.00
		National Australia Bank	Term Deposits	Interest - Received	3,926.71
				Deal Total	503,926.71
	537259	National Australia Bank	Term Deposits	Settlement Face Value - Paid	-500,000.00
				Deal Total	-500,000.00
	537260	Bankwest	Term Deposits	Settlement Face Value - Paid	-500,000.00

PRUDENTIAL INVESTMENT SERVICES CORP

Broken Hill City Council
Cash Flows Report

BROKEN HILL CITY COUNCIL

Current Month Cashflows

Transaction Date	Deal No.	Cashflow Counterparty	Asset Type	Cashflow Description	Cashflow Received
				Deal Total	-500,000.00
	537261	AMP Bank	Term Deposits	Settlement Face Value - Paid	-500,000.00
				Deal Total	-500,000.00
				Day Total	**-996,073.29**
31-Oct-18	536858	Bankwest	Term Deposits	Maturity Face Value - Received	500,000.00
		Bankwest	Term Deposits	Interest - Received	3,880.14
				Deal Total	503,880.14
	537278	AMP Bank	Term Deposits	Settlement Face Value - Paid	-500,000.00
				Deal Total	-500,000.00
				Day Total	**3,880.14**
				Net Cash Movement for Period	**-1,981,456.71**

Next Month Cashflows

Transaction Date	Deal No.	Cashflow Counterparty	Asset Type	Cashflow Description	Cashflow Due
7-Nov-18	536724	National Australia Bank	Term Deposit	Maturity Face Value - Received	500,000.00
		National Australia Bank	Term Deposit	Interest - Received	5,721.78
				Deal Total	505,721.78
				Day Total	**505,721.78**
14-Nov-18	536859	Bankwest	Term Deposit	Maturity Face Value - Received	500,000.00
		Bankwest	Term Deposit	Interest - Received	4,407.53
				Deal Total	504,407.53
				Day Total	**504,407.53**
21-Nov-18	536860	Bankwest	Term Deposit	Maturity Face Value - Received	500,000.00
		Bankwest	Term Deposit	Interest - Received	4,671.23
				Deal Total	504,671.23
				Day Total	**504,671.23**
28-Nov-18	536871	Bankwest	Term Deposit	Maturity Face Value - Received	500,000.00
		Bankwest	Term Deposit	Interest - Received	4,660.27

PRUDENTIAL INVESTMENT SERVICES CORP

Broken Hill City Council
Cash Flows Report

BROKEN HILL CITY COUNCIL

Next Month Cashflows

Transaction Date	Deal No.	Cashflow Counterparty	Asset Type	Cashflow Description	Cashflow Due
				Deal Total	504,660.27
				Day Total	**504,660.27**
				Net Cash Movement for Period	**2,019,460.82**

PRUDENTIAL INVESTMENT SERVICES CORP

Broken Hill City Council
Cash Flows Report

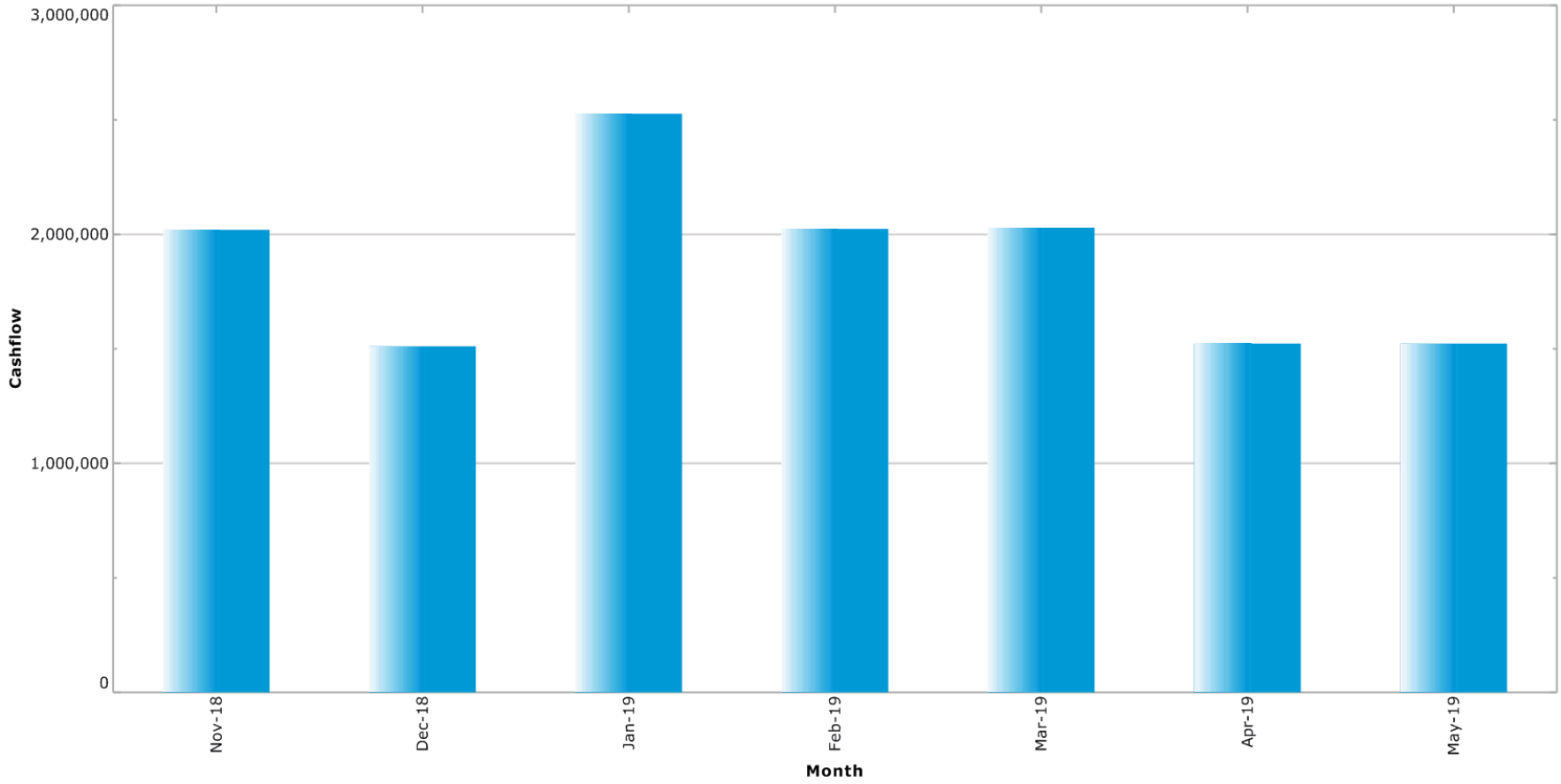

ORDINARY MEETING OF THE COUNCIL

November 16, 2018

ITEM 12

BROKEN HILL CITY COUNCIL REPORT NO. 199/18

SUBJECT: ACTION LIST REPORT 11/21

Recommendation

1. That Broken Hill City Council Report No. 199/18 dated November 16, 2018, be received.

Executive Summary:

The purpose of this report is to ensure that Council and the community are informed on the status of actions required by previous Council resolutions.

Report:

A new format Action List was presented to the June 2017 Council Meeting to provide Councillors with a clearer way of reporting on the progress of outstanding Council resolutions. As per Minute No. 45570, the Action List has been produced in the new colour coded format and shows the progress of Council' outstanding decisions (Green – completed, Yellow – in progress and Red – not yet commenced).

The Action Lists attached to this report cover decisions at Ordinary Council Meetings and Extraordinary Council Meetings; are for information only and will be provided to Council on a monthly basis.

Discussions have been held with staff regarding the long outstanding items on the Action List, most of which are leasing/licencing matters. Staff will be working to finalise these items as a priority and/or request Council to rescind resolutions where circumstances have changed.

Strategic Direction:

Key Direction:	4 - Our Leadership
Objective:	4.2 – Our Leaders Make Smart Decisions
Function:	Leadership and Governance
DP Action:	4.2.1.1 - Decisions are made in a timely manner to ensure effective delivery.

Relevant Legislation:

Local Government Act 1993

Financial Implications:
Nil

Attachments

1. ⇩ Action List - Ordinary Council Meetings
2. ⇩ Action List - Extraordinary Council Meetings

RAZIJA NU'MAN
ACTING GENERAL MANAGER

ACTION LIST – ORDINARY COUNCIL MEETINGS

Printed: Friday, 16 November 2018 11:27:19 AM

MEETING	FURTHER REPORT REQUIRED	SUBJECT
Ordinary Meeting of the Council 26 July 2017	False	Reports

ITEM 9 - BROKEN HILL CITY COUNCIL REPORT NO. 125/17 - DATED JUNE 27, 2017 - PROPOSED COMPULSORY ACQUISITION OF CROWN LAND AND PART OF WILLYAMA COMMON FOR EXTENSION TO BROKEN HILL LANDFILL FACILITY 11/63

Recommendation

1. That Broken Hill City Council Report No. 125/17 dated June 27, 2017, be received.
2. That Council resolution minute no. 42491 dated 29 September 2010 be rescinded.
3. That the Willyama Common Trust raise no objection to the proposed acquisition of part of Willyama Common Reserve No. 2421, Lot 7300 in DP 1179131, under the terms of the *Local Government Act 1993* for the purpose of extension of Landfill.
4. That Council make an application to the Minister and Governor for approval to acquire part of the Willyama Common Reserve No. 2421 described as Lot 7300 in DP 1179131 and Crown Land described as Lot 1974 in DP 757298 by compulsory process under section 186(1) of the *Local Government Act 1993* for the purpose of extension of Landfill in accordance with the requirements of the *Land Acquisitions (Just Terms Compensation) Act 1991*.
5. That the land concerned once acquired be classified as operational land.
6. That documents required to be sealed by the Willyama Common Trust be executed by the General Manager and Mayor under Council's Seal in the absence of a Trust Seal.

RESOLUTION
Minute No. 45588
Councillor R. Page moved)
Councillor B. Licul seconded)

That the recommendation of item 9 be adopted.

CARRIED

09 Oct 2018 - 5:05 PM - Leisa Bartlett

No change in status.

11 Sep 2018 - 12:06 PM - Leisa Bartlett

Approval received from Minister for Local Government. Council will now issue compulsory aquision proposal notices.

15 Aug 2018 - 3:26 PM - Leisa Bartlett

MPDC advised - Awaiting on feedback from the OLG. All application forms now submitted with updated plans.

16 May 2018 - 9:40 AM - Leisa Bartlett

MPDC - advised still in progress. New acquisition plans being drawn up.

15 Mar 2018 - 9:44 AM - Leisa Bartlett

ACTION LIST – ORDINARY COUNCIL MEETINGS

Printed: Friday, 16 November 2018 11:27:19 AM

MEETING	FURTHER REPORT REQUIRED	SUBJECT
MPD&C advised: Council acquired extension of time to finalise compulsory acquisition. New acquisition plan is currently being prepared by Council's Land Surveyor. *19 Sep 2017 - 9:15 AM - Francois VanDerBerg* In progress, currently acquiring statements relating to Native Title		
Ordinary Meeting of the Council 27 September 2017	False	Confidential Matters

ITEM 26 - BROKEN HILL CITY COUNCIL REPORT NO. 178/17 - DATED SEPTEMBER 11, 2017 - APPLICATION FROM BROKEN HILL SCHOOL OF THE AIR - USE OF PART OF QUEEN ELIZABETH II PARK AS A PLAYGROUND AND OUTDOOR AREA **- CONFIDENTIAL** 12/180
(**General Manager's Note**: This report considers a licence agreement and is deemed confidential under Section 10A(2) (c) of the Local Government Act, 1993 which provides for information that would, if disclosed, confer a commercial advantage on a person with whom the Council is conducting (or proposes to conduct) business).

.
RESOLUTION
Minute No.45655
Councillor C. Adams moved)
Councillor J. Nolan seconded)

1. That Broken Hill City Council Report No. 178/17 dated September 11, 2017, be received.
2. That Council seeks Ministerial approval to enter into a licence agreement with Broken Hill School of the Air for the use of part (approx. 1080 square metres) of Queen Elizabeth II Park Lot 1, DP914746 as an outdoor play and dining area.
3. That the licence agreement be for a period of 20 years.
4. That due to the Broken Hill School of the Air being a non-profit community organisation, the licence fee for the site be set at a peppercorn rental of $1.00 per year (no CPI increase to apply) with the total fee for the 20 year licence to be paid in advance.
5. That Council be responsible for all legal costs in the set-up of the licence up to the value of $500.00 and Broken Hill School of the Air be responsible for any additional costs over this amount.
6. That all other standard licence agreement terms apply.
7. That the Broken Hill School of the Air be responsible for the ongoing maintenance of the play and dining area for the duration of the licence agreement.
8. That the Mayor and General Manager be authorised to execute the licence documents under the Common Seal of Council.

ACTION LIST – ORDINARY COUNCIL MEETINGS

Printed: Friday, 16 November 2018 11:27:19 AM

MEETING	FURTHER REPORT REQUIRED	SUBJECT
		9. That any media relating to the matter advises that the land to be occupied by the School as an outdoor play and dining area is the old tennis court area which is an underutilised part of the park. CARRIED
09 Oct 2018 - 5:06 PM - Leisa Bartlett Awaiting advice from SOTA *11 Sep 2018 - 12:07 PM - Leisa Bartlett* Still no advice received from SOTA. Email reminder notice sent. *15 Aug 2018 - 3:29 PM - Leisa Bartlett* Still awaiting advice from SOTA *16 May 2018 - 1:33 PM - Leisa Bartlett* Action reassigned to Francois VanDerBerg by: Leisa Bartlett *16 Mar 2018 - 3:40 PM - Leisa Bartlett* SOTA advised that they are happy to proceed but are waiting for the Education Dept approval first. *15 Feb 2018 - 10:27 AM - Leisa Bartlett* Email reminder send to SOTA 15/2/18. *02 Nov 2017 - 4:18 PM - Leisa Bartlett* Letter sent to the school requesting confirmation that the school wishes to enter a licence agreement with Council as the request came from the School's P&C Committee.		
Ordinary Meeting of the Council 28 February 2018	False	Reports

ITEM 25 - BROKEN HILL CITY COUNCIL REPORT NO. 19/18 - DATED NOVEMBER 15, 2017 - UPDATE ON ACTION LIST ITEM - RENEWAL OF LEASE AT THE AIRPORT TO THE AERO CLUB OF BROKEN HILL 11/232

Recommendation

1. That Broken Hill City Council Report No. 19/18 dated November 15, 2017, be received.
2. That the item be removed from the Action List as the amended lease renewal relating to the Council Resolution Minute No. 43222 has now expired, and noting the information contained in this report.
3. That Council notes that staff will meet with the Broken Hill Aero Club regarding negotiating a new lease as per advice from Council's solicitor and a report regarding a new lease will be provided to Council in due course.

RESOLUTION
Minute No. 45756

ACTION LIST – ORDINARY COUNCIL MEETINGS

Printed: Friday, 16 November 2018 11:27:19 AM

MEETING	FURTHER REPORT REQUIRED	SUBJECT
Councillor J. Nolan moved) Councillor C. Adams seconded)	That the recommendation of item 25 be adopted. CARRIED	
13 Nov 2018 - 9:28 AM - Leisa Bartlett In progress. *09 Oct 2018 - 5:07 PM - Leisa Bartlett* Assessment currently being carried out. *11 Sep 2018 - 12:08 PM - Leisa Bartlett* EOI for Property Management Services now closed. Council staff will assess submissions. *15 Aug 2018 - 3:52 PM - Leisa Bartlett* MPDC advised - Renewal of lease on hold while management of operations at the Airport are being reviewed. Lease continuing on a month by month basis. *06 Jun 2018 - 1:56 PM - Leisa Bartlett* Action reassigned to Francois VanDerBerg by: Leisa Bartlett *13 Apr 2018 - 3:29 PM - Leisa Bartlett* IPE advised: Matter on hold whilst Servcie Review of the Airport is conducted. *16 Mar 2018 - 4:14 PM - Leisa Bartlett* Advice being sought from Council's Solicitor re renewal of lease.		
Ordinary Meeting of the Council 26 April 2018	False	Reports
ITEM 13 - BROKEN HILL CITY COUNCIL REPORT NO. 59/18 - DATED APRIL 06, 2018 - COMPULSORY ACQUISITION OF WARNOCK GOSSAN STREET ROAD RESERVE 11/199 Resolved: 1. That Broken Hill City Council Report No. 59/18 dated April 6, 2018, be received. 2. That Council make an application to the Minister and Governor for approval to acquire the sections of Warnock and Gossan Street traversing Crown Land in Lot 7469 in Deposited Plan 1182254, under Section 177 of the *Roads Act 1993* and Section 186 of the *Local Government Act 1993*. 3. That the acquisition be undertaken in accordance with the requirements of the *Land Acquisition (Just Terms Compensation) Act 1991*. 4. That upon acquisition, Council to undertake required actions to open the subject road by registration of a plan in accordance with Section 7 of the *Roads Act 1993*.		
RESOLUTION Minute No. 45805 Councillor C. Adams moved)		

ACTION LIST – ORDINARY COUNCIL MEETINGS

Printed: Friday, 16 November 2018 11:27:19 AM

MEETING	FURTHER REPORT REQUIRED	SUBJECT
Councillor D. Gallagher seconded)		CARRIED

13 Nov 2018 - 9:26 AM - Leisa Bartlett

Still awaiting OLG advice due to Native Title.

09 Oct 2018 - 5:08 PM - Leisa Bartlett

Awaiting OLG advice

11 Sep 2018 - 4:40 PM - Leisa Bartlett

No change, still awaiting advice from OLG.

15 Aug 2018 - 3:32 PM - Leisa Bartlett

MPDC advised - OLG advised that the land is subject to a Native Title Claim and that compulsory acquisition cannot go ahead at this stage. Council is waiting for further advice from OLG.

16 May 2018 - 9:45 AM - Leisa Bartlett

In progress.

Ordinary Meeting of the Council 29 August 2018	False	Notice of Motion

ITEM 2 - MOTIONS OF WHICH NOTICE HAS BEEN GIVEN NO. 10/18 - DATED AUGUST 24, 2018 - PROTEST AND DAY OF ACTION - DARLING RIVER AND MENINDEE LAKES 11/427

Resolved

1. That Motions of Which Notice has been Given No. 10/18 dated August 24, 2018, be received.
2. That Broken Hill City Council led by Mayor Turley organize a protest and day of action in relation to the negligent handling of the Darling River and Menindee Lakes.
3. That other communities be invited to be part of the protest which should include a march along Argent Street to the Sturt Park.

RESOLUTION		
Minute No. 45872		
Councillor T. Kennedy moved)		
Councillor M. Clark seconded)		CARRIED

14 Nov 2018 - 11:26 AM - Leisa Bartlett

The Protest March was held 3 November 2018.
COMPLETE

09 Oct 2018 - 5:09 PM - Leisa Bartlett

Council is required to seek approval from the NSW Police Commissioner for the protest march. Once Council has approval, then Council needs to liaise with the local Police and also arrange for traffic control plans to be drawn. Approval has not yet been received from the NSW Police Commissioner to be able to schedule a date for the protest march.

13 Sep 2018 - 2:09 PM - Leisa Bartlett

Executive Support Officer, Manager Communications and Mayor liaising with Events Team to organise a protest and day of action.

ACTION LIST – ORDINARY COUNCIL MEETINGS

Printed: Friday, 16 November 2018 11:27:19 AM

MEETING	FURTHER REPORT REQUIRED	SUBJECT
Ordinary Meeting of the Council 29 August 2018	False	Notice of Motion

ITEM 4 - MOTIONS OF WHICH NOTICE HAS BEEN GIVEN NO. 12/18 - DATED AUGUST 24, 2018 - COUNCIL'S CODE OF MEETING PRACTICE 12/14

.

RESOLUTION
Minute No. 45874
Councillor T. Kennedy moved)
Councillor B. Algate seconded)

1. That Motions of Which Notice has been Given No. 12/18 dated August 24, 2018, be received.
2. That Broken Hill City Council re-establishes question time at the beginning and end of Council meetings and that question time at the beginning of meetings is open to any lawful question and advanced notice not to be required to ask a question.

CARRIED

14 Nov 2018 - 11:30 AM - Leisa Bartlett

Still awaiting outcome.

10 Oct 2018 - 9:04 AM - Leisa Bartlett

Awaiting outcome of Councillor Working Group.

10 Sep 2018 - 4:50 PM - Leisa Bartlett

Report to September Council Meeting seeking guidance as to governance arrangements.

Ordinary Meeting of the Council 29 August 2018	False	Notice of Motion

ITEM 5 - MOTIONS OF WHICH NOTICE HAS BEEN GIVEN NO. 13/18 - DATED AUGUST 24, 2018 - IMPERIAL LAKES 11/161

.

RESOLUTION
Minute No. 45875
Councillor B. Licul moved)
Councillor M. Clark seconded)

1. That Motions of Which Notice has been Given No. 13/18 dated August 24, 2018, be received.
2. That Council supports the reopening of the Imperial Lakes in principle, but rejects the idea of Council taking on the long term open ended financial commitment when Council is in a deficit financial position; and that Council investigates other partners/sponsors or organisations to assist to fund the project.
3. That a report is presented to Council, putting forward Council's options for opening the Imperial Lakes as a recreational facility for the City.

ACTION LIST – ORDINARY COUNCIL MEETINGS

Printed: Friday, 16 November 2018 11:27:19 AM

MEETING	FURTHER REPORT REQUIRED	SUBJECT

CARRIED

16 Nov 2018 - 11:00 AM - Leisa Bartlett

Advice not yet received from Essential Water.

10 Oct 2018 - 9:05 AM - Leisa Bartlett

The General Manager met with Essential Water on 5/10/18. Awaiting advice from Essential Water about encumbrances that may exist.

10 Sep 2018 - 4:51 PM - Leisa Bartlett

The General Manager met with Essential Water on 5 October 2018 - Council is awaiting information from Essential Energy to inform a Council report on the matter

Ordinary Meeting of the Council 29 August 2018 | False | Notice of Motion

ITEM 15 - MOTIONS OF WHICH NOTICE HAS BEEN GIVEN NO. 23/18 - DATED AUGUST 24, 2018 - COUNCIL RATES DISTRIBUTION 17/206

Resolved

1. That Motions of Which Notice has been Given No. 23/18 dated August 24, 2018, be received.
2. That Broken Hill City Council prepares a report on how the Council can return rates distribution percentages across residential, business and mining rate areas consistent with rating percentages prior to the 2012/2013 Council budget.
3. That this report be tabled before the February 2019 meeting of Council for consideration before preparations of the 2019/2020 budget begin.

RESOLUTION
Minute No. 45880
Councillor T. Kennedy moved)
Councillor R. Page seconded)

CARRIED

13 Sep 2018 - 1:50 PM - Leisa Bartlett

Noted - report to February 2019 meeting.

Ordinary Meeting of the Council 29 August 2018 | False | Reports

ITEM 23 - BROKEN HILL CITY COUNCIL REPORT NO. 121/18 - DATED AUGUST 16, 2018 - WASTE FEES AND CHARGES 14/197

Resolved

1. That Broken Hill City Council Report No. 121/18 dated August 16, 2018, be received.
2. That Council note the report for information purposes.
3. That Council note that past Waste Facility management practices under the direction and control of former senior management has resulted in an increased corporate risk to Council, substantial loss of revenue and resources wastage and potential financial implications if the current practice is allowed to continue.

ACTION LIST – ORDINARY COUNCIL MEETINGS

Printed: Friday, 16 November 2018 11:27:19 AM

MEETING	FURTHER REPORT REQUIRED	SUBJECT

4. That Council note the Executive Leadership Team through the implementation of service reviews and ongoing reviews of Council's operations are establishing operational processes to mitigate the current risks and ensure best practice is achieved going forward.

5. That a further report around waste and fee charges at the waste facility be presented to Council.

RESOLUTION
Minute No. 45886
Councillor B. Licul moved)
Councillor M. Clark seconded) CARRIED

15 Nov 2018 - 2:19 PM - Jay Nankivell

Further consultation being held on 19 November with commercial waste users. Report to December meeting.

19 Oct 2018 - 4:55 PM - Jay Nankivell

Staff met with waste operators in October and will further meet again late October on a proposed way forward. A report to Council will follow.

10 Oct 2018 - 9:15 AM - Leisa Bartlett

Commercial users meeting arranged for 10/10 to inform next steps.

13 Sep 2018 - 1:55 PM - Jay Nankivell

Data being collected and consultation strategy being developed.
Report will be presented to October Council Meeting.

Ordinary Meeting of the Council 26 September 2018	False	Reports

ITEM 5 - BROKEN HILL CITY COUNCIL REPORT NO. 149/18 - DATED SEPTEMBER 18, 2018 - CHANGE TO PUBLIC FORUM 11/249, 11/632, 12/14

Resolution:

1. That Broken Hill City Council Report No. 149/18 dated September 18, 2018, be received.

2. That Councillors Clark, Browne and Kennedy be Council's Delegates on a working group to establish governance arrangements for the second public forum session to be held at the end of the monthly Ordinary Meetings of Council.

3. The governance arrangements be endorsed by Council at the next available meeting and then placed into the draft Model Code of Meeting Practice to go out on public exhibition for 28 days.

RESOLUTION
Minute No. 45910
Councillor M. Clark moved)

ACTION LIST – ORDINARY COUNCIL MEETINGS

Printed: Friday, 16 November 2018 11:27:19 AM

MEETING	FURTHER REPORT REQUIRED	SUBJECT
Councillor M. Browne seconded)		CARRIED
14 Nov 2018 - 11:30 AM - Leisa Bartlett		
Awaiting outcome of Councillor meeting.		
04 Oct 2018 - 3:34 PM - Leisa Bartlett		
Email sent to the 3 Councillors to set up a meeting to discuss.		
Ordinary Meeting of the Council 26 September 2018	False	Committee Reports
ITEM 15 - BROKEN HILL CITY COUNCIL REPORT NO. 159/18 - DATED AUGUST 13, 2018 - SECTION 355 COMMITTEE ANNUAL REPORTS 2017-2018		16/94
Resolved:		
1. That Broken Hill City Council Report No. 159/18 dated August 13, 2018, be received.		
2. That the Annual Reports 2017/18 received from Section 355 Committees be received and noted.		
3. That the Financial Reports 2017/18 received from Section 355 Committees be received and noted.		
4. That a further report be provided to Council to present the outstanding Annual and Financial Reports from Section 355 Committees.		
RESOLUTION		
Minute No. 45920		
Councillor M. Browne moved)		
Councillor C. Adams seconded)		CARRIED
14 Nov 2018 - 12:06 PM - Leisa Bartlett		
Ongoing - no further Annual Reports received to date.		
04 Oct 2018 - 3:51 PM - Razija Nu'man		
Still to be received from all Committees in order to finalise for the 17/18 year.		
Ordinary Meeting of the Council 31 October 2018	False	Reports
ITEM 2 - BROKEN HILL CITY COUNCIL REPORT NO. 168/18 - DATED SEPTEMBER 27, 2018 - CODE OF CONDUCT COMPLAINTS STATISTICS ANNUAL REPORT - 2017/2018	11/171	
Resolved		
1. That Broken Hill City Council Report No. 168/18 dated September 27, 2018, be received.		
2. That the Code of Conduct Complaints Statistics Annual Report for the Broken Hill City Council of the period of 1 September 2017 – 31 August 2018 be forwarded to the Office of Local Government.		

ACTION LIST – ORDINARY COUNCIL MEETINGS

Printed: Friday, 16 November 2018 11:27:19 AM

MEETING	FURTHER REPORT REQUIRED	SUBJECT
RESOLUTION Minute No. 45931 Councillor M. Browne moved) Councillor D. Gallagher seconded)		CARRIED
14 Nov 2018 - 12:05 PM - Leisa Bartlett Report forwarded to the Office of Local Government. COMPLETE		
Ordinary Meeting of the Council 31 October 2018	False	Reports
ITEM 6 - BROKEN HILL CITY COUNCIL REPORT NO. 172/18 - DATED AUGUST 29, 2018 - ADOPTION OF THE DRAFT LOAN BORROWING POLICY 12/14		
Resolved 1. That Broken Hill City Council Report No. 172/18 dated August 29, 2018, be received. 2. That the Draft Loan Borrowing Policy be adopted as a Policy of Council.		
RESOLUTION Minute No. 45935 Councillor J. Nolan moved) Councillor B. Algate seconded)		CARRIED
14 Nov 2018 - 11:39 AM - Leisa Bartlett Policy has been on public exhibition during October and is now listed at the November meeting for adoption. COMPLETE		
Ordinary Meeting of the Council 31 October 2018	False	Reports
ITEM 7 - BROKEN HILL CITY COUNCIL REPORT NO. 173/18 - DATED OCTOBER 22, 2018 - REQUEST FOR FINANCIAL ASSISTANCE - YMCA STREETGYM PROGRAM 11/117		
. **RESOLUTION** Minute No. 45936 Councillor B. Licul moved) Councillor M. Browne seconded)	1. That Broken Hill City Council Report No. 173/18 dated October 22, 2018, be received. 2. That the YMCA be invited to apply for a Community Assistance Grant for seed funding towards establishing their StreetgYm program for 2019.	CARRIED

ACTION LIST – ORDINARY COUNCIL MEETINGS

Printed: Friday, 16 November 2018 11:27:19 AM

MEETING	FURTHER REPORT REQUIRED	SUBJECT

14 Nov 2018 - 11:44 AM - Leisa Bartlett

Request was included with Round 2 applications to the Community Assistance Grants Committee, which were considered at the Panel Meeting held 13/11/2018.
COMPLETE

Proposed Sport Subsidy Program

RESOLUTION

Minute No. 1

Councillor T. Kennedy moved)
Councillor B. Licul seconded)

1. That the Our Community Key Direction Working Group workshop the concept of introducing a sport subsidy program for school-aged children in Broken Hill who participate in organised sport (such as YMCA programs, netball, soccer, football, swimming, golf, cricket etc.)

2. That a report on the matter be presented to a future Council Meeting.

CARRIED

14 Nov 2018 - 11:44 AM - Leisa Bartlett

Our Community Key Direction Working Group Meeting held 7/11/18 discussed the concept of a pilot program and a report will be prepared for Council's consideration.

Ordinary Meeting of the Council 31 October 2018	False	Reports

ITEM 8 - BROKEN HILL CITY COUNCIL REPORT NO. 174/18 - DATED OCTOBER 12, 2018 - QUARTERLY BUDGET REVIEW STATEMENT FOR PERIOD ENDING SEPTMBER 2018 12/160

Resolved

1. That Broken Hill City Council Report No. 174/18 dated October 12, 2018, be received.

2. That the 1st Quarterly Budget Review Statement and recommendations be adopted.

3. That Council note the projected 2018/19 operating surplus (before capital) of $53,000.

4. That Council note the 2018/19 projected capital budget expenditure of $9,843,000.

RESOLUTION
Minute No. 45938
Councillor M. Browne moved)
Councillor J. Nolan seconded)

CARRIED

15 Nov 2018 - 2:19 PM - Jay Nankivell

COMPLETE

ACTION LIST – ORDINARY COUNCIL MEETINGS

Printed: Friday, 16 November 2018 11:27:19 AM

MEETING	FURTHER REPORT REQUIRED	SUBJECT
Ordinary Meeting of the Council 31 October 2018	False	Reports

ITEM 10 - BROKEN HILL CITY COUNCIL REPORT NO. 176/18 - DATED OCTOBER 15, 2018 - TEMPORARY SUSPENSION OF ALCOHOL FREE ZONE - PERFECT LIGHT FILM FESTIVAL - 1 DECEMBER 2018 11/307

.

RESOLUTION

Minute No. 45940

Councillor B. Licul moved)

Councillor R. Page seconded)

1. That Broken Hill City Council Report No. 176/18 dated October 15, 2018, be received.
2. That Council suspend the prohibition of the consumption of alcohol in part of Sturt Park, under Section 632A, of the *Local Government Act, 1993* on Saturday, 1 December 2018 6.00pm to Saturday, 1 December 2018 11.00pm for the Perfect Light Film Festival.
3. That the temporary suspension on the prohibition of the consumption of alcohol in part of Sturt Park be advised to the public by way of media release and advertisement in the Barrier Daily Truth. That the advertisement also confirms that the suspension only applies to the VIP Marquee area; and that the consumption of alcohol will remain prohibited for all other areas of the Sturt Park and all existing alcohol free zones in Broken Hill will remain in force.
4. That Barrier Local Area Command be advised of Council's decision.
5. That staff investigate whether the alcohol free zone can be expanded to a broader area of the park for next year's Perfect Light Film Festival.

CARRIED

14 Nov 2018 - 12:04 PM - Leisa Bartlett

All action taken to implement temporary Alcohol Free Zone for Perfect Light Film Festival.
COMPLETE

Ordinary Meeting of the Council 31 October 2018	False	Confidential Matters

ITEM 17 - BROKEN HILL CITY COUNCIL REPORT NO. 183/18 - DATED OCTOBER 15, 2018 - SALE OF 55-59 GYPSUM STREET **- CONFIDENTIAL** 11/197
(**General Manager's Note**: This report considers sale of property and is deemed confidential under Section 10A(2) (c) of the Local Government Act, 1993 which provides for information that would, if disclosed, confer a commercial advantage on a person with whom the Council is conducting (or proposes to conduct) business).

Resolved

1. That Broken Hill City Council Report No. 183/18 dated October 15, 2018, be received.

ACTION LIST – ORDINARY COUNCIL MEETINGS

Printed: Friday, 16 November 2018 11:27:19 AM

MEETING	FURTHER REPORT REQUIRED	SUBJECT

2. That Council rescinds minute number 45352 dated 28 September 2016 (transfer of ownership of 55-59 Gypsum Street to Broken Hill Family Day Care Committee Inc.)

3. That Council engage a real estate agent to list the property at 55-59 Gypsum Street for sale.

4. That the General Manager be authorised to negotiate and finalise the sale of 55-59 Gypsum Street.

5. That the Mayor and General Manager be authorised to sign and execute any documents related to the sale under the Common Seal of Council.

RESOLUTION
Minute No. 45946
Councillor C. Adams moved)
Councillor D. Gallagher seconded)

CARRIED

16 Nov 2018 - 12:04 PM - Leisa Bartlett
Broken Hill Family Day Care exited the premises 31/10/18. Staff are currently liaising with Real Estate Agents.

Ordinary Meeting of the Council 31 October 2018 | False | Confidential Matters

ITEM 18 - BROKEN HILL CITY COUNCIL REPORT NO. 184/18 - DATED SEPTEMBER 28, 2018 - SALE OF PROPERTY - LOT 2 IN DEPOSITED PLAN 1067380 - **CONFIDENTIAL** 11/204
(**General Manager's Note**: This report considers Sale of Property and is deemed confidential under Section 10A(2) (c) of the Local Government Act, 1993 which provides for information that would, if disclosed, confer a commercial advantage on a person with whom the Council is conducting (or proposes to conduct) business).

.

RESOLUTION
Minute No. 45947
Councillor M. Browne moved)
Councillor C. Adams seconded)

1. That Broken Hill City Council Report No. 184/18 dated September 28, 2018, be received.

2. That Council negotiate a new lease (with CPI increase) with the West Darling Machinery Preservation Society for use of 479 Crystal Street (Lot 2 in Deposited Plan 1067380)

3. That the Mayor and General Manager be authorised to execute lease documents under the Common Seal of Council.

CARRIED

16 Nov 2018 - 12:04 PM - Leisa Bartlett
New lease being discussed with tenant.

EXTRAORDINARY COUNCIL MEETINGS – ACTION LIST

Printed: Friday, 16 November 2018 3:53:34 PM

MEETING	FURTHER REPORT REQUIRED	SUBJECT
Extraordinary Confidential Matters of the Council 05 November 2018	False	Confidential Matters

ITEM 1 - BROKEN HILL CITY COUNCIL REPORT NO. 187/18 - DATED NOVEMBER 01, 2018 - TENDER T16/11 - TENDER FOR TRANSFER STATION AT WASTE SERVICES FACILITY **- CONFIDENTIAL** T16/11

(**General Manager's Note**: This report considers legal advice and a tender and is deemed confidential under Section 10A(2) (c) (g) of the Local Government Act, 1993 which provides for information that would, if disclosed, confer a commercial advantage on a person with whom the Council is conducting (or proposes to conduct) business; AND which contains advice concerning litigation, or advice that would otherwise be privileged from production in legal proceedings on the ground of legal professional privilege).

Resolution

Minute No. 45952

Moved Councillor C. Adams)
Seconded Councillor M. Browne)

1. That Broken Hill City Council Report No. 187/18 dated November 1, 2018, be received.

2. That having regard to the substantial breaches of contract by the Contractor, and associated damage and loss sustained by Council, the General Manager be authorised in relation to contract number T16/11:

   a) To take over the works, including but not limited to in such case where works must be subcontracted by Council without further tender due to the extenuating circumstances, remoteness of locality or the unavailability of competitive or reliable tenderers, and pursue such remedies as is required to mitigate the losses; and

   b) Pursue such losses as advised by Council's solicitors, Redenbach Lee, from time to time.

CARRIED

16 Nov 2018 - 3:53 PM - Leisa Bartlett

Council's Lawyers have been notified.
COMPLETE

COMMITTEE REPORTS

1. BROKEN HILL CITY COUNCIL REPORT NO. 200/18 - DATED NOVEMBER 09, 2018 - NOMINATIONS FOR COMMUNITY MEMBERSHIP OF COUNCIL S355 COMMITTEES (12/52) 661

2. BROKEN HILL CITY COUNCIL REPORT NO. 201/18 - DATED NOVEMBER 12, 2018 - MINUTES OF THE FLORA AND FAUNA OF THE BARRIER RANGES COMMUNITY COMMITTEE MEETING HELD 16 OCTOBER 2018 (12/51) 665

3. BROKEN HILL CITY COUNCIL REPORT NO. 202/18 - DATED NOVEMBER 13, 2018 - MINUTES OF THE MEMORIAL OVAL COMMUNITY COMMITTEE MEETING HELD 6 NOVEMBER 2018 (12/52).....669

ORDINARY MEETING OF THE COUNCIL

November 9, 2018

ITEM 1

BROKEN HILL CITY COUNCIL REPORT NO. 200/18

SUBJECT: NOMINATIONS FOR COMMUNITY MEMBERSHIP OF COUNCIL S355 COMMITTEES 12/52

Recommendation

1. That Broken Hill City Council Report No. 200/18 dated November 9, 2018, be received.
2. That Layne Ralph and Dinny Reardon be appointed as community representatives on the Memorial Oval Community Committee.

Executive Summary:

Section 355 of the *Local Government Act 1993* provides that a function of the Council may be exercised:

(a) by the council by means of the councillors or employees, by its agents or contractors, by financial provision, by the provision of goods, equipment, services, amenities or facilities or by any other means, or

(b) by a committee of the council, or

(c) partly or jointly by the council and another person or persons, or

(d) jointly by the council and another council or councils, or

(e) by a delegate of the council.

In accordance with Section 355 of the *Local Government Act 1993* Council previously established Committees to assist Council with the operation and management of its parks, ovals and reserves, these are called Section 355 Asset Committees. Council has also previously established Section 355 Advisory Committees to provide advice to the General Manager on specific operations of Council.

Council adopted Asset and Advisory Committee Frameworks and Constitutions as the governance structure by which a Committee operates. Membership on each committee forms part of the constitution and includes the number of community representatives, stakeholder representatives (if any) and Councillor representatives required for each Committee to function effectively.

Report:

As per Council's adopted Asset and Advisory Committee Framework which states that:

- Committees are to be appointed every four (4) years, three (3) months after the Local Government General Election. The term of office for all Committees will be aligned to the term of office of the current Council (four years).
- All positions will be declared to be vacant two (2) months after the Local Government Election.

Council advertised for nominations for community representatives on its Section 355 Committees for the current term of Council (September 2016 to September 2020), during November 2016 and then again during January 2017. All applications received during these periods have previously been presented to Council with all nominations supported. Council accepts ongoing nominations throughout the current term of this Council for any vacancies remaining on Section 355 Committees.

Council has now received further nominations from the following member of the public to join a Section 355 Committee:

Name of Committee	Number of current community members	Number of vacancies in community member positions	Number of further nominations received	Name of Nominee
Memorial Oval Community Committee	10	2	2	Layne Ralph Dinny Reardon

It is recommended that Council accepts both applications for membership, which will mean that full membership is achieved for the Memorial Oval Community Committee.

Strategic Direction:

Key Direction: Our Leadership
Objective: Openness and Transparency in Decision Making
Function: Leadership and Governance
DP Action: Maintain good governance and best practice methods and ensure compliance with various guidelines and legislation

Key Direction: Our Leadership
Objective: We Unite to Succeed
Function: Leadership and Governance
DP Action: Support Council's section 355 Committees in undertaking their duties with Council

Relevant Legislation:

Section 355 of the *Local Government Act 1993*
Council's adopted S355 Asset Committee Framework
Council's adopted S355 BIU Band Hall Community Committee Constitution

Financial Implications:

There are no financial implications.

Attachments

1. ⇩ Nominations for membership of the Memorial Oval Community Committee

RAZIJA NU'MAN
ACTING GENERAL MANAGER

BROKEN HILL
CITY COUNCIL

355 COMMITTEE NOMINATION FORM

Please complete this form as accurately as possible and return to council@brokenhill.nsw.gov.au

SECTION 355 COMMITTEE

Name of Committee: MEMORIAL OVAL MANAGMENT COMITTE

PERSONAL DETAILS

Name: LAYNE RALPH

Address:

Contact Number: Home: Mobile:

Email:

COMMITTEE DETAILS

Please outline why you would like to be a member of this committee: NOMINATED MEMBER OF CFC BOARD.

Please outline details of any relevant experience to this committee: 2 YEARS PREVIOUS MEMBER OAMOMC

What is your previous experience with any committee? Please list name/s of committee/s and period/s of service:

Please detail any other relevant information: 5 YEAR SITTING BOARD MEMBER OF CFC

PRIVACY STATEMENT

Council is collecting your personal information in accordance with the Privacy and Personal Information Protection Act 1998. The purpose for collecting your personal information is to obtain and record contact details and to assess your suitability for appointment to a S355 Committee.
The intended recipients of the personal information collected includes Council officers, S355 Committee members and contractors or other agents contracted by Council. If appointed to a committee, your name and contact details may be included on Council's website and in Council's Business Papers.
The supply of the information is voluntary. If you cannot provide or do not wish to provide the information sought, Council may not be able to process your application.
You may make application for access or amendment to information held by Council. Council will consider any such application in accordance with the Act. Enquiries concerning this matter can be directed to the Public Officer council@brokenhill.nsw.gov.au or addressed to Broken Hill City 240 Blende Street. Broken Hill is the agency that holds the information collected.

Signature Date: 6/11/18

Printed Name LAYNE RALPH.

AUSTRALIA'S FIRST HERITAGE LISTED CITY

BROKEN HILL
CITY COUNCIL

355 COMMITTEE NOMINATION FORM

Please complete this form as accurately as possible and return to council@brokenhill.nsw.gov.au

SECTION 355 COMMITTEE

Name of Committee: Memorial Oval Committee

PERSONAL DETAILS

Name: Jimmy Reardon

Address: Broken Hill

Contact Number: Home: Mobile:

Email:

COMMITTEE DETAILS

Please outline why you would like to be a member of this committee: Representative for Central Football Club

Please outline details of any relevant experience to this committee: Board Member of Central Football Club for over 10 years

What is your previous experience with any committee? Please list name/s of committee/s and period/s of service: As above

Please detail any other relevant information:

PRIVACY STATEMENT

Council is collecting your personal information in accordance with the Privacy and Personal Information Protection Act 1998. The purpose for collecting your personal information is to obtain and record contact details and to assess your suitability for appointment to a S355 Committee.
The intended recipients of the personal information collected includes Council officers, S355 Committee members and contractors or other agents contracted by Council. If appointed to a committee, your name and contact details may be included on Council's website and in Council's Business Papers.
The supply of the information is voluntary. If you cannot provide or do not wish to provide the information sought, Council may not be able to process your application.
You may make application for access or amendment to information held by Council. Council will consider any such application in accordance with the Act. Enquiries concerning this matter can be directed to the Public Officer council@brokenhill.nsw.gov.au or addressed to Broken Hill City 240 Blende Street. Broken Hill is the agency that holds the information collected.

Signature Date: 6/4/18

Printed Name Jimmy Reardon

AUSTRALIA'S FIRST HERITAGE LISTED CITY

ORDINARY MEETING OF THE COUNCIL

November 12, 2018

ITEM 2

BROKEN HILL CITY COUNCIL REPORT NO. 201/18

SUBJECT: MINUTES OF THE FLORA AND FAUNA OF THE BARRIER RANGES COMMUNITY COMMITTEE MEETING HELD 16 OCTOBER 2018 12/51

Recommendation

1. That Broken Hill City Council Report No. 201/18 dated November 12, 2018, be received.

2. That the minutes of the Friends of the Flora and Fauna of the Barrier Ranges Community Committee Meeting held October 16, 2018 be received.

Executive Summary:

Council has received minutes of the Friends of the Flora and Fauna of the Barrier Ranges Community Committee Meeting held October 16, 2018 for endorsement by Council.

Report:

As per Council's Section 355 Asset Committee Framework Manual and the Constitution of the Friends of the Flora and Fauna of the Barrier Ranges Community Committee (both adopted March 2017), the Committee is required to provide Council with a copy of their meeting minutes following each Committee meeting.

Accordingly, the Friends of the Flora and Fauna of the Barrier Ranges Community Committee has submitted minutes from its meeting held October 16, 2018 for Council's endorsement.

Strategic Direction:

Key Direction:	1.	Our Community
Objective:	1.4	Our built environment supports our quality of life
Function:		Open Spaces
DP Action:	1.4.1.7	Provide parks and open spaces for passive recreational activity

Relevant Legislation:

The Friends of the Flora and Fauna of the Barrier Ranges Community Committee operates under Council's Section 355 Asset Committee Standard Constitution and the *Local Government Act 1993* (Section 355).

Attachments

1. MINUTES OF THE FLORA AND FAUNA OF THE BARRIER RANGES
⇩ OCTOBER 16, 2018

ANTHONY MISAGH
CHIEF OPERATIONS OFFICER

RAZIJA NU'MAN
ACTING GENERAL MANAGER

MINUTES OF THE FRIENDS OF THE FLORA AND FAUNA OF THE BARRIER RANGES S355 COMMITTEE MEETING HELD 16 OCTOBER 2018 AT 4PM – COUNCIL CHAMBER, 240 BLENDE STREET, BROKEN HILL

12/51

1. **Present:** John Rogers (Chairperson), Kellie Scott (Vice Chairperson), David Spielvogel, Jill Spielvogel, Sue Spangler (BHCC), Gaylene Ford, Darrell Ford (BHCC), Geoffrey Hoare, Ronald Tumes and Lyn Campigli.
2. **Apologies:** Councillor Marion Browne, Ray Allen, Jamie Scott, Michael Ford, Nevada Ford, Sandra Havran, Alison Gander, Jeff Crase, Paul Reed, Anne Evers, Dean Fletcher, Rosalind Molesworth and Evan Scott.
3. **Non-Attendance**: Eve-Lyn Kennedy
4. **Confirmation of Minutes of Previous Meeting:**

   Previous minutes: 18 September 2018

   Moved: David Spielvogel

   Seconded: Lyn Campigli
5. **Business arising from Previous Minutes:** Nil
6. **Correspondence:** Nil
7. **Update on Action List Items:**

   7.1 Working Bee – Progressive and ongoing

   Date: Saturday, 3 November 2018

   Time: 9am at Rangers Hut

   7.2 Identification Cards – As required

   7.3 Cold Set – Bitumen pouring over crushed paths – Pending
8. **Reports:**

   8.1 Volunteer Awards

   Committee to follow up why invite was not received for Volunteer Awards Night.

   8.2 Visitation Numbers

   Tourist numbers are still going however there has been a slight decrease in visitations.

   Art Gallery, Geo Centre and VIC are all down on visitation numbers however Living Desert is up 3%.

   8.3 Starview Primitive Campsite

   Campsite averaging about 7 per night over holiday period. 12-14 averaged per night for the long weekend in September.

Rosters:

October
- 20 – 21/10 Sue Spangler
- 27 – 28/10 David and Jill Spielvogel

November
- 3 – 4/11 Darrell Ford
- 10 – 11/11 Sue Spangler
- 17 – 18/11 Lyn Campigli
- 24 – 25/11 Sue Spangler

December

- 1 – 2/12 Jeff Crase
- 8 – 9/12 Darrell Ford
- 15 – 16/12 Sue Spangler
- 22 – 23/12 Lyn Campigli and Allison Gardner
- 25 – 26/12 Darrell Ford
- 29 – 30/12 Sue Spangler

9. General Business:

9.1 Working bee

Thank you to all that attended the working bee on Saturday, 6 October 2018. The next working bee is scheduled for Saturday, 3 November 2018.

9.2 Christmas Party

Christmas Party to be held on Friday, 30 November 2018 – 6.30pm start. Names to be submitted to Darrell by Tuesday, 20 November 2018 for catering purposes.

9.3 Animals

Reminder that dogs are not permitted in the Living Desert Reserve except service dogs.

Action List:

ACTION	WHO
1 Working Bee - *progressive and ongoing* Date: Saturday, 3 November 2018 Time: 9am at Ranger Hut	**Committee**
2 Identification Cards - *As required*	**Customer Relations**
3 Cold Set – bitumen pouring over crushed paths - *pending*	**D Ford - Ranger**

Next Meeting: Tuesday, 20 November 2018 – Council Chamber – 4pm (ACST)

10. Meeting Closed: 4.20 pm

ORDINARY MEETING OF THE COUNCIL

November 13, 2018

ITEM 3

BROKEN HILL CITY COUNCIL REPORT NO. 202/18

SUBJECT: MINUTES OF THE MEMORIAL OVAL COMMUNITY COMMITTEE MEETING HELD 6 NOVEMBER 2018 12/52

Recommendation

1. That Broken Hill City Council Report No. 202/18 dated November 13, 2018, be received.
2. That minutes of the Memorial Oval Community Committee Meeting held 6 November 2018 be received.

Executive Summary:

Council has received minutes from the Memorial Oval Community Committee Meeting held 6 November 2018 for endorsement by Council.

Report:

As per Council's Section 355 Asset Committee Framework Manual and the Constitution of the Memorial Oval Community Committee (both adopted March 2017), the Committee is required to provide Council with a copy of their meeting minutes following each Committee meeting.

Accordingly, the Memorial Oval Community Committee has submitted minutes from its meeting held 6 November 2018 for Council's endorsement.

Strategic Direction:

Key Direction:	4. Our Leadership
Objective:	4.3 We Unite to Succeed
Function:	Leadership and Governance
DP Action:	4.3.1.2 Support Councils Section 355 Committees in undertaking their duties with Council

Relevant Legislation:

The Memorial Oval Community Committee operates under Council's S355 Asset Committee Framework Manual and Standard Constitution and the *Local Government Act, 1993* (Section 355).

Financial Implications:
Nil.

Attachments

1. ⇩ Minutes of the Memorial Oval Community Committee Meeting 6/11/2018

ANTHONY MISAGH
CHIEF OPERATIONS OFFICER

RAZIJA NU'MAN
ACTING GENERAL MANAGER

BROKEN HILL
CITY COUNCIL

ORDINARY MEETING MINUTES TEMPLATE

MEMORIAL OVAL COMMUNITY COMMITTEE MINUTES.

Date	**06/11/18**	**Time Meeting opened: 6.30pm**	**Time Meeting closed: 7.20pm**
Location:	Show Office, Memorial Oval		
Present:	Ray Steer, Tania Martyn, Tristen Savage, Chris May, Tony Camilleri, Bruce McIntosh, John Ralph.		
Absent	AFL Delegate, Dave Gallagher, Jarrod Paul.		

AGENDA	MOVED BY	SECONDED
Welcome: The President Ray Steer welcomed all attending Members to the Meeting. **Apologies:** Jody Whitehair, Dennis Cetinich, Gary Schindler.	**Tony Camilleri.**	**Tanya Martyn.**
Confirmation of Minutes from previous meeting held: 2nd October 2018.	**Tony Camilleri.**	**Chris May.**
Correspondence In: **BHHRC:** Requesting that all areas of the Oval be cleaned for the commencement of Harness Racing. **BHCC:** Permission granted for CFC to put Gavin Blows Sign on the Trotting Track Fence, 2nd Instalment of the Council subsidy of $4,026.00 has been credited to the MOMC Account.	**Tony Camilleri**	**Chris May.**
Financial Report October 2018: **Bank Balance:** $29, 958.46. **Debtors:** CBHFC $3,445.86 BHHRC $367.62.	**Tony Camilleri.**	**Tristen Savage.**

BROKEN HILL
CITY COUNCIL

AGENDA	MOVED BY	SECONDED
General Business: **Market Day:** Sunday 25th November 2018, Dog Club will run the BBQ. **Light Pol**es: Take down these poles on the Bleachers and in the Betting Ring. **Invitations:** Alan, Pam & the new President of the CBHFC to the AGM ON Tuesday 27th November 2018. **BHHRC**: All drivers of the Track Maintenance Component, a d hold the necessary Licences, leave Track repair in the hands of Tony. Dog Clubs: Approval has been given to run both Clubs on the same weekend, just waiting for the Official Correspondence, new sign re driving on the Lawn is currently being made.		
Work, Health and Safety;		
Future Agenda Items: Time Keepers Box 6,000.00. New Lighting/Main Gates 2,500.00. Floodlight Carpark/Stables 2,000.00. Upgrade Toilet Facilities 10,000.00. Instal. Grandstand Seating 5,000.00.		
Next Meeting: Tuesday, AGM 27th November 2018 at 6.30 pm.		

QUESTIONS TAKEN ON NOTICE FROM PREVIOUS COUNCIL MEETINGS

1. QUESTIONS ON NOTICE NO. 9/18 - DATED NOVEMBER 07, 2018 - COUNCILLOR QUESTIONS TAKEN ON NOTICE AT THE OCTOBER 2018 COUNCIL MEETING (11/171) 674

ORDINARY MEETING OF THE COUNCIL

November 7, 2018

ITEM 1

QUESTIONS ON NOTICE NO. 9/18

SUBJECT: COUNCILLOR QUESTIONS TAKEN ON NOTICE AT THE OCTOBER 2018 COUNCIL MEETING 11/171

Summary

The report provides a response to a Councillor question raised at the October 2018 Council Meeting which was taken on notice.

Recommendation

1. That Questions On Notice No. 9/18 dated November 7, 2018, be received.

Background

Following are responses to questions raised by Councillors which the Mayor and/or General Manager took on notice at the October 2018 Council Meeting.

Question:	Code of Conduct Complaints Annual Statistics Report 11/171 *The Mayor took a question on notice from Councillor Kennedy as to whether all Code of Conduct investigations were finalised within the reporting period of 1 September 2017 to 31 August 2018; and if not, what the additional cost of these investigations are.*
Response:	One (1) Code of Conduct complaint (CC18/3) was under investigation during the September 2017 to August 2018 reporting period. This matter was considered by Council, report number 182/18 at the October 28, 2018 Council meeting. Additional costs associated with CC18/3 equate to $6406.00. All costs are now finalised.

Attachments

There are no attachments for this report

RAZIJA NU'MAN
ACTING GENERAL MANAGER

CLOSED

Council Meeting to be held
Wednesday, November 28, 2018

1. BROKEN HILL CITY COUNCIL REPORT NO. 203/18 - DATED NOVEMBER 16, 2018 - CONFIDENTIAL MINUTES OF THE EXTRAORDINARY COUNCIL MEETING HELD 5 NOVEMBER 2018 - **CONFIDENTIAL**

   (**General Manager's Note**: This report considers confidential minutes from a tender item and is deemed confidential under Section 10A(2) (c) (g) of the Local Government Act, 1993 which provides for information that would, if disclosed, confer a commercial advantage on a person with whom the Council is conducting (or proposes to conduct) business; AND which contains advice concerning litigation, or advice that would otherwise be privileged from production in legal proceedings on the ground of legal professional privilege).

2. BROKEN HILL CITY COUNCIL REPORT NO. 204/18 - DATED OCTOBER 17, 2018 - T18/5 - REQUEST FOR TENDER FOR ASPHALT RECONSTRUCTION OF FAILED FLEXIBLE PAVEMENT 2018/19 - AWARD - **CONFIDENTIAL**

   (**General Manager's Note**: This report considers a tender and is deemed confidential under Section 10A(2) (c) of the Local Government Act, 1993 which provides for information that would, if disclosed, confer a commercial advantage on a person with whom the Council is conducting (or proposes to conduct) business).

3. BROKEN HILL CITY COUNCIL REPORT NO. 205/18 - DATED OCTOBER 25, 2018 - LEASE OF 72 GYPSUM STREET (HACC CENTRE) TO LIVEBETTER SERVICES LIMITED - **CONFIDENTIAL**

   (**General Manager's Note**: This report considers a lease and is deemed confidential under Section 10A(2) (c) of the Local Government Act, 1993 which provides for information that would, if disclosed, confer a commercial advantage on a person with whom the Council is conducting (or proposes to conduct) business).

4. BROKEN HILL CITY COUNCIL REPORT NO. 206/18 - DATED NOVEMBER 09, 2018 - CONSOLIDATED BROKEN HILL HOLDINGS PROPOSED SUBLEASE OF AIRPORT HANGAR 30 - **CONFIDENTIAL**

   (**General Manager's Note**: This report considers a lease and is deemed confidential under Section 10A(2) (c) of the Local Government Act, 1993 which provides for information that would, if disclosed, confer a commercial advantage on a person with whom the Council is conducting (or proposes to conduct) business).